

Hong Kong Exchanges and Clearing Limited and The Stock Exchange of Hong Kong Limited take no responsibility for the contents of this announcement, make no representation as to its accuracy or completeness and expressly disclaim any liability whatsoever for any loss howsoever arising from or in reliance upon the whole or any part of the contents of this announcement.

This announcement is for information purposes only and does not constitute an invitation or offer to acquire, purchase or subscribe for securities.

*This announcement does not constitute or form a part of any offer or solicitation to purchase or subscribe for securities in the United States. The securities have not been and will not be registered under the U.S. Securities Act of 1933, as amended (the “**Securities Act**”), or the securities laws of any state of the United States or other jurisdiction. Unless they are registered, the securities may be offered only in transactions that are exempt from registration under the Securities Act or the securities laws of any other jurisdiction. No public offering of the securities will be made in the United States or in any other jurisdiction where such an offering is restricted or prohibited.*

This announcement and the offering circular referred to herein are for information purposes only as required by the Rules Governing the Listing of Securities on The Stock Exchange of Hong Kong Limited and do not constitute an offer to sell or acquire or the solicitation of an offer to buy any securities. Neither this announcement nor anything referred to herein (including the offering circular) forms the basis for any contract or commitment whatsoever. For the avoidance of doubt, the publication of this announcement and the offering circular referred to herein shall not be deemed to be an offer of securities made pursuant to a prospectus issued by or on behalf of the issuer for the purposes of the Companies (Winding Up and Miscellaneous Provisions) Ordinance (Cap. 32 of the Laws of Hong Kong) nor shall it constitute an advertisement, invitation or document containing an invitation to the public to enter into or offer to enter into an agreement to acquire, dispose of, subscribe for or underwrite securities for the purposes of the Securities and Futures Ordinance (Cap. 571 of the Laws of Hong Kong).

***Notice to Hong Kong investors:** Lenovo Group Limited (the “**Issuer**”) confirms that the Notes (as defined below) are intended for purchase by professional investors (as defined in Chapter 37 of the Rules Governing the Listing of Securities on The Stock Exchange of Hong Kong Limited) only and are listed on The Stock Exchange of Hong Kong Limited on that basis. Accordingly, the Issuer confirms that the Notes are not appropriate as an investment for retail investors in Hong Kong. Investors should carefully consider the risks involved.*

PUBLICATION OF THE OFFERING CIRCULAR

Lenovo™

Lenovo Group Limited 聯想集團有限公司

(Incorporated in Hong Kong with limited liability)

(Stock Code: 992)

US\$625,000,000 6.536% Notes due 2032

(Stock Code: 5382)

(the “Series A Notes”)

US\$625,000,000 5.831% Notes due 2028

(Stock Code: 5386)

(the “Series B Notes”)

(collectively, the “Notes”)

Joint Global Coordinators, Joint Lead Managers and Joint Bookrunners
(in alphabetical order)

BNP Paribas ***Citigroup*** ***Credit Suisse*** ***DBS Bank Ltd.***

Goldman Sachs
(Asia) L.L.C. ***HSBC*** ***J.P. Morgan*** ***Morgan Stanley***

Joint Lead Managers and Joint Bookrunners
(in alphabetical order)

Bank of China ***Bank of***
Communications ***China***
Construction
Bank (Asia) ***Mizuho***
Securities ***Santander***

Green Structuring Advisor

BNP Paribas

This announcement is issued pursuant to Rule 37.39A of the Rules Governing the Listing of Securities on The Stock Exchange of Hong Kong Limited.

Please refer to the offering circular relating to the Notes dated July 20, 2022 (the “**Offering Circular**”) appended hereto. The Offering Circular is published in English only. No Chinese version of the Offering Circular has been published.

By Order of the Board of
LENOVO GROUP LIMITED
Yang Yuanqing
Chairman and
Chief Executive Officer

July 28, 2022

As at the date of this announcement, the executive director is Mr. Yang Yuanqing; the non-executive directors are Mr. Zhu Linan and Mr. Zhao John Huan; and the independent non-executive directors are Mr. William O. Grabe, Mr. William Tudor Brown, Mr. Yang Chih-Yuan Jerry, Mr. Gordon Robert Halyburton Orr, Mr. Woo Chin Wan Raymond, Ms. Yang Lan, Ms. Cher Wang Hsiueh Hong and Professor Xue Lan.

IMPORTANT NOTICE

You must read the following disclaimer before continuing. The following disclaimer applies to the attached offering circular (the "Offering Circular"). You are therefore advised to read this disclaimer page carefully before reading, accessing or making any other use of the attached Offering Circular.

NOTHING IN THIS ELECTRONIC TRANSMISSION CONSTITUTES AN OFFER OF SECURITIES FOR SALE IN ANY JURISDICTION WHERE IT IS UNLAWFUL TO DO SO. THE NOTES (THE "NOTES") HAVE NOT BEEN, AND WILL NOT BE, REGISTERED UNDER THE U.S. SECURITIES ACT OF 1933, AS AMENDED (THE "U.S. SECURITIES ACT"), OR THE SECURITIES LAWS OF ANY STATE OF THE UNITED STATES OF AMERICA OR OTHER JURISDICTION AND THE NOTES MAY NOT BE OFFERED OR SOLD, EXCEPT PURSUANT TO AN EXEMPTION FROM, OR IN A TRANSACTION NOT SUBJECT TO, THE REGISTRATION REQUIREMENTS OF THE U.S. SECURITIES ACT AND APPLICABLE STATE OR LOCAL SECURITIES LAWS.

THE ATTACHED OFFERING CIRCULAR MAY NOT BE FORWARDED OR DISTRIBUTED TO ANY OTHER PERSON AND MAY NOT BE REPRODUCED IN ANY MANNER WHATSOEVER. ANY FORWARDING, DISTRIBUTION OR REPRODUCTION OF THIS DOCUMENT IN WHOLE OR IN PART IS UNAUTHORIZED. FAILURE TO COMPLY WITH THIS DIRECTIVE MAY RESULT IN A VIOLATION OF THE U.S. SECURITIES ACT OR THE APPLICABLE LAWS OF OTHER JURISDICTIONS.

Confirmation of Your Representation: In order to be eligible to view the attached Offering Circular or make an investment decision with respect to the Notes, investors must be either (i) a "qualified institutional buyer," within the meaning of and in reliance on Rule 144A under the U.S. Securities Act or (ii) outside the United States in accordance with Regulation S under the U.S. Securities Act (together, "Eligible Investors"). By opening the e-mail or accessing the Offering Circular, you shall be deemed to have represented to Lenovo Group Limited (the "Issuer") and the joint bookrunners named therein (the "Initial Purchasers"), that (1) you and any customers you represent are Eligible Investors; (2) the electronic mail address that you gave the Issuer and to which this e-mail has been delivered are not located in such jurisdictions where it is unlawful to do so; and (3) you consent to delivery of the Offering Circular by electronic transmission.

You are reminded that the attached Offering Circular has been delivered to you on the basis that you are a person into whose possession the Offering Circular may be lawfully delivered in accordance with the laws of the jurisdiction in which you are located and you may not, nor are you authorized to, deliver this Offering Circular to any other person. You will not transmit the attached Offering Circular (or any copy of it or part thereof) or disclose, whether orally or in writing, any of its contents to any other person except with the consent of the Initial Purchasers. Under no circumstances shall the Offering Circular constitute an offer to sell or the solicitation of an offer to buy, nor shall there be any sale of, these securities in any jurisdiction in which such offer, solicitation or sale would be unlawful. If a jurisdiction requires that this offering be made by a licensed broker or dealer, and any Initial Purchaser or an affiliate of the Initial Purchasers is a licensed broker or dealer in that jurisdiction, this offering shall be deemed to be made by such Initial Purchaser or such affiliate on behalf of the Issuer in such jurisdiction.

The Offering Circular has been sent to you in an electronic form. You are reminded that documents transmitted via this medium may be altered or changed during the process of electronic transmission and consequently neither the Initial Purchasers, nor any of their respective affiliates, nor any directors, officers, employees or agents of any of the Initial Purchasers accepts any liability or responsibility whatsoever in respect of any difference between the Offering Circular distributed to you in electronic format and the hard copy version available to you on request from any of the Initial Purchasers.

Lenovo™

(incorporated in Hong Kong with limited liability)
(SEHK Stock Code: 0992)

US\$625,000,000 6.536% Notes due 2032

US\$625,000,000 5.831% Notes due 2028

The US\$625,000,000 6.536% Notes due 2032 (the “Series A Notes” or the “Green Notes”) and the US\$625,000,000 5.831% Notes due 2028 (the “Series B Notes,” and together with the Series A Notes, the “Notes”) of Lenovo Group Limited (the “Company” or the “Issuer”) will in the case of the Series A Notes, mature on July 27, 2032 and in the case of the Series B Notes, mature on January 27, 2028 (each, a “Maturity Date”). The Series A Notes will bear interest at the rate of 6.536% per annum from, and including, July 27, 2022 to, but excluding, the relevant Maturity Date. Interest will be payable semi-annually in arrears on January 27 and July 27 of each year, commencing January 27, 2023. The Series B Notes will bear interest at the rate of 5.831% per annum from, and including, July 27, 2022 to, but excluding, the relevant Maturity Date. Interest will be payable semi-annually in arrears on January 27 and July 27 of each year, commencing January 27, 2023.

The Notes will constitute our direct, unconditional, unsubordinated and unsecured obligations and shall at all times rank *pari passu* and without any preference or priority among themselves and with all of our other present and future direct, unconditional, unsubordinated unsecured obligations, except as may be required by mandatory provisions of law.

The Company may redeem the Notes at any time upon the occurrence of certain tax events.

At any time and from time to time prior to April 27, 2032 (in the case of the Series A Notes) or December 27, 2027 (in the case of the Series B Notes), the Company may at its option redeem the relevant Notes, in whole or in part, at a redemption price equal to 100% of the principal amount of the relevant Notes redeemed plus the applicable premium as of, and accrued and unpaid interest to, if any, the redemption date. In addition, at any time and from time to time on or after April 27, 2032 (in the case of the Series A Notes) or December 27, 2027 (in the case of the Series B Notes), the Company may at its option redeem the relevant Notes, in whole or in part, at a redemption price equal to 100% of the principal amount of the relevant Notes to be redeemed plus accrued and unpaid interest, if any, to the redemption date. For a more detailed description of the Notes, see “Description of the Series A Notes” and “Description of the Series B Notes” (as applicable).

Registration has been completed by the Company pursuant to the Circular on Promoting the Reform of the Administrative System on the Filings and Registrations of Foreign Debt Issuance by Enterprises (國家發展改革委關於推進企業發行外債備案登記制管理改革的通知(發改外資[2015]2044號)) (the “NDRC Circular”) issued by the National Development and Reform Commission of the PRC (as defined below) (the “NDRC”) on September 14, 2015 which came into effect on the same day. The Company has obtained a certificate from the NDRC on September 1, 2021 evidencing such registration and intends to provide the requisite information on the issuance of the Notes to the NDRC within the prescribed timeframe after the issue date of the Notes in accordance with the NDRC Circular.

Application will be made to The Stock Exchange of Hong Kong Limited (the “Hong Kong Stock Exchange,” or “SEHK”) for the listing of the Notes by way of debt issues to professional investors (as defined in Chapter 37 of The Rules Governing the Listing of Securities on The Stock Exchange of Hong Kong Limited) (“Professional Investors”) only. This document is for distribution to Professional Investors only.

Notice to Hong Kong investors: The Issuer confirms that the Notes are intended for purchase by Professional Investors only and will be listed on The Stock Exchange of Hong Kong Limited on that basis. Accordingly, the Issuer confirms that the Notes are not appropriate as an investment for retail investors in Hong Kong. Investors should carefully consider the risks involved.

The Hong Kong Stock Exchange has not reviewed the contents of this document, other than to ensure that the prescribed form disclaimer and responsibility statements, and a statement limiting distribution of this document to Professional Investors only have been reproduced in this document. Listing of the Notes on the Hong Kong Stock Exchange is not to be taken as an indication of the commercial merits or credit quality of the Notes or the Company or the Group or quality of disclosure in this document. Hong Kong Exchanges and Clearing Limited and the Hong Kong Stock Exchange take no responsibility for the contents of this document, make no representation as to its accuracy or completeness and expressly disclaim any liability whatsoever for any loss howsoever arising from or in reliance upon the whole or any part of the contents of this document.

The Notes are expected to be assigned a rating of “Baa2” by Moody’s Investors Service, Inc. (“Moody’s”), “BBB-” by Standard & Poor’s Ratings Services, a division of the McGraw-Hill Companies, Inc. (“S&P”) and “BBB” by Fitch Ratings Ltd. (“Fitch”). Such ratings of the Notes do not constitute a recommendation to buy, sell or hold the Notes and may be subject to revision or withdrawal at any time by Moody’s, S&P and Fitch. Such ratings should be evaluated independently of any other ratings of the other securities of the Issuer.

The Notes have not been and will not be registered under the United States Securities Act of 1933, as amended (the “U.S. Securities Act”) or with any securities regulatory authority of any state or other jurisdiction of the United States. The Notes are being offered and sold outside the United States in accordance with Regulation S of the U.S. Securities Act (“Regulation S”) and in the United States only to qualified institutional buyers (“QIBs”) in reliance on Rule 144A under the U.S. Securities Act (“Rule 144A”). Prospective investors are hereby notified that sellers of the Notes may be relying on the exemption from the provisions of Section 5 of the U.S. Securities Act provided by Rule 144A. For certain restrictions on resales, see “Transfer Restrictions.”

Investing in the Notes involves risks. See “Risk Factors” beginning on page 16 to read about certain risk factors you should consider before buying the Notes.

Price: 100.00% per Series A Note plus accrued interest, if any, from, July 27, 2022.
100.00% per Series B Note plus accrued interest, if any, from, July 27, 2022.

It is expected that delivery of the Notes will be made to investors in book-entry form through the facilities of the Depository Trust Company on or about July 27, 2022.

Joint Global Coordinators, Joint Lead Managers and Joint Bookrunners
(in alphabetical order)

BNP PARIBAS	Citigroup	Credit Suisse	DBS Bank Ltd.
Goldman Sachs (Asia) L.L.C.	HSBC	J.P. Morgan	Morgan Stanley

Joint Lead Managers and Joint Bookrunners
(in alphabetical order)

Bank of China	Bank of Communications	China Construction Bank	Mizuho Securities	Santander
		(Asia)		

Green Structuring Advisor

BNP PARIBAS

The date of this Offering Circular is July 20, 2022.

TABLE OF CONTENTS

	Page
IMPORTANT NOTICE	ii
PRESENTATION OF FINANCIAL INFORMATION	v
CERTAIN DEFINITIONS, CONVENTIONS AND CURRENCY PRESENTATION	vi
ENFORCEABILITY OF CIVIL LIABILITIES	vii
AVAILABLE INFORMATION	vii
INDUSTRY DATA	vii
FORWARD-LOOKING STATEMENTS	viii
SUMMARY	1
THE OFFERING OF THE NOTES	6
SUMMARY FINANCIAL AND OTHER INFORMATION	13
RISK FACTORS	16
CAPITALIZATION AND INDEBTEDNESS	41
USE OF PROCEEDS	42
GREEN FINANCE FRAMEWORK	43
MANAGEMENT'S DISCUSSION AND ANALYSIS OF FINANCIAL CONDITION AND RESULTS OF OPERATIONS	47
BUSINESS	70
MANAGEMENT	89
PRINCIPAL SHAREHOLDERS	100
DESCRIPTION OF THE SERIES A NOTES	101
DESCRIPTION OF THE SERIES B NOTES	122
TAXATION	125
PLAN OF DISTRIBUTION	130
TRANSFER RESTRICTIONS	136
RATINGS	138
LEGAL MATTERS	138
INDEPENDENT AUDITOR	138
GENERAL INFORMATION	139
INDEX TO CONSOLIDATED FINANCIAL STATEMENTS	F-1

IMPORTANT NOTICE

You should rely only on the information contained in this Offering Circular. The Company has not authorized anyone to provide you with information that is different. This Offering Circular may only be used where it is legal to sell these securities. The information in this Offering Circular may only be accurate on the date of this Offering Circular.

IN CONNECTION WITH THIS OFFERING, TO THE EXTENT PERMITTED BY, AND IN ACCORDANCE WITH, APPLICABLE LAWS AND REGULATIONS, THE STABILIZING MANAGER(S) (OR ANY PERSON ACTING ON BEHALF OF ANY STABILIZING MANAGER) MAY OVER-ALLOT OR EFFECT TRANSACTIONS WITH A VIEW TO SUPPORTING THE MARKET PRICE OF THE NOTES AT A LEVEL HIGHER THAN THAT WHICH MIGHT OTHERWISE PREVAIL. HOWEVER, THERE IS NO ASSURANCE THAT THE STABILIZING MANAGERS (OR ANY PERSON ACTING ON BEHALF OF ANY STABILIZING MANAGER) WILL UNDERTAKE SUCH STABILIZATION. ANY STABILIZATION MAY BEGIN ON OR AFTER THE DATE ON WHICH ADEQUATE PUBLIC DISCLOSURE OF THE TERMS OF THE OFFER OF THE NOTES IS MADE AND, IF BEGUN, MAY BE ENDED AT ANY TIME, BUT IT MUST END NO LATER THAN THE EARLIER OF 30 DAYS AFTER THE ISSUE DATE OF THE NOTES AND 60 DAYS AFTER THE DATE OF THE ALLOTMENT OF THE NOTES.

The Company, having made all reasonable enquiries, confirms that this Offering Circular contains or incorporates all information material in the context of the issuance and offering of the Notes, that the information contained or incorporated in this Offering Circular is true and accurate in all material respects and is not misleading in any material respect, that the opinions and intentions expressed in this Offering Circular are honestly held and have been reached after considering all relevant circumstances and are based on reasonable assumptions, and that there are no other facts, the omission of which would, in the context of the issue and offering of the Notes, make this Offering Circular as a whole or any information or the expression of any opinions or intentions expressed in this Offering Circular misleading in any material respect.

No person has been authorized in connection with any offering of the Notes to give any information or make any representation other than as contained in this Offering Circular and, if given or made, that information or representation must not be relied upon as having been authorized by the Company, by the Trustee (as defined in “*Description of the Series A Notes*” and “*Description of the Series B Notes*” (as applicable)), by any of the Paying Agent, the Transfer Agent or the Registrar (each as defined in “*Description of the Series A Notes*” and “*Description of the Series B Notes*” (as applicable)) or by the Initial Purchasers (as defined in “*Plan of Distribution*”) or any of their respective directors, officers, affiliates or advisors. This Offering Circular does not constitute an offer to sell or a solicitation of an offer to buy any Notes by any person except in compliance with all applicable laws and regulations. No representation or warranty, express or implied, is made by each of the Initial Purchasers, the Trustee, the Paying Agent, the Transfer Agent or the Registrar or any of their respective directors, officers, affiliates or advisors, as to the accuracy or completeness of the information contained in this Offering Circular, and nothing contained in this Offering Circular is, or shall be relied upon as, a promise or representation by the Initial Purchasers, the Trustee, the Paying Agent, the Transfer Agent or the Registrar or any of their respective directors, officers, affiliates or advisors. Neither the delivery of this Offering Circular nor any sale made in connection with this

Offering Circular shall under any circumstances imply that the information in this Offering Circular is correct as of any date subsequent to the date of this Offering Circular or constitute a representation that there has been no change or development reasonably likely to involve a material adverse change in the Company's affairs since the date of this Offering Circular.

This Offering Circular includes particulars given in compliance with the Rules Governing the Listing of Securities on The Stock Exchange of Hong Kong Limited for the purpose of giving information with regard to the Issuer and the Group. The Issuer accepts full responsibility for the accuracy of the information contained in this document and confirms, having made all reasonable enquiries, that to the best of its knowledge and belief there are no other facts the omission of which would make any statement herein misleading.

The Initial Purchasers have not separately verified all information contained in this Offering Circular. No representation, warranty or undertaking, express or implied, is made and no responsibility or liability is accepted by any of the Initial Purchasers as to the accuracy or completeness of the information contained in this Offering Circular or any other information provided by us in connection with the offering of the Notes or the Notes or their distribution or for any other statement made or purported to be made by any Initial Purchaser on its behalf in connection with the Issuer or the offering of the Notes. Each Initial Purchaser accordingly disclaims any and all responsibility or liability whether arising in tort or contract or otherwise which it might otherwise have in respect of the information contained in this Offering Circular, any other information provided by the Issuer in connection with the offering of the Notes or any other such statement. Neither this Offering Circular nor any other financial statements are intended to provide the basis of any credit or other evaluation and should not be considered as a recommendation by any of the Issuer or the Initial Purchasers that any recipient of this Offering Circular or any other financial statements should purchase the Notes. Each potential purchaser of Notes should determine for itself the relevance of the information contained in this Offering Circular and its purchase of Notes should be based upon such investigation as it deems necessary. None of the Initial Purchasers undertakes to review the financial condition or affairs of the Issuer during the life of the arrangements contemplated by this Offering Circular nor to advise any investor or potential investor in the Notes of any information coming to the attention of any of the Initial Purchasers.

The Notes have not been registered with or approved or disapproved by the U.S. Securities and Exchange Commission, any state securities commission or other regulatory authority, nor have any of the foregoing authorities passed upon or endorsed the merits of this offering or the accuracy or adequacy of this Offering Circular. Any representation to the contrary is a criminal offense.

This Offering Circular does not constitute, and may not be used for purposes of, an offer, invitation or solicitation by anyone in any jurisdiction or in any circumstances in which such offer, invitation or solicitation is not authorized or to any person to whom it is unlawful to make such offer, invitation or solicitation. The distribution of this Offering Circular and the offering of the Notes in certain jurisdictions may be restricted by law. Persons into whose possession this Offering Circular may come are required by the Company and the Initial Purchasers to inform themselves about and to observe the relevant restrictions. For a description of certain restrictions on offers and sales of the Notes and distribution of this Offering Circular, see "*Plan of Distribution*" and "*Transfer Restrictions*." No action is being taken in any jurisdiction to permit an offering to the general public of Notes or the distribution of this Offering Circular in any jurisdiction where action would be required for those purposes.

PROHIBITION OF SALES TO EEA RETAIL INVESTORS – The Notes are not intended to be offered, sold or otherwise made available to and should not be offered, sold or otherwise made available to any retail investor in the European Economic Area (“EEA”). For these purposes, a retail investor means a person who is one (or more) of: (i) a retail client as defined in point (11) of Article 4(1) of Directive 2014/65/EU (“MiFID II”); or (ii) a customer within the meaning of Directive (EU) 2016/97 (the “Insurance Distribution Directive”), where that customer would not qualify as a professional client as defined in point (10) of Article 4(1) of MiFID II. Consequently no key information document required by Regulation (EU) No 1286/2014 (the “PRIIPs Regulation”) for offering or selling the Notes or otherwise making them available to retail investors in the EEA has been prepared and therefore offering or selling the Notes or otherwise making them available to any retail investor in the EEA may be unlawful under the PRIIPs Regulation.

PROHIBITION OF SALES TO UK RETAIL INVESTORS – The Notes are not intended to be offered, sold or otherwise made available to and should not be offered, sold or otherwise made available to any retail investor in the United Kingdom (“UK”). For these purposes, a retail investor means a person who is one (or more) of: (i) a retail client, as defined in point (8) of Article 2 of Regulation (EU) No 2017/565 as it forms part of domestic law by virtue of the European Union (Withdrawal) Act 2018 (“EUWA”); or (ii) a customer within the meaning of the provisions of the FSMA and any rules or regulations made under the FSMA to implement Directive (EU) 2016/97, where that customer would not qualify as a professional client, as defined in point (8) of Article 2(1) of Regulation (EU) No 600/2014 as it forms part of domestic law by virtue of the EUWA. Consequently no key information document required by Regulation (EU) No 1286/2014 as it forms part of domestic law by virtue of the EUWA (the “UK PRIIPs Regulation”) for offering or selling the Notes or otherwise making them available to retail investors in the UK has been prepared and therefore offering or selling the Notes or otherwise making them available to any retail investor in the UK may be unlawful under the UK PRIIPs Regulation.

Notification under Section 309B(1)(c) of the Securities and Futures Act, Chapter 289 of Singapore (the “SFA”) – Solely for the purposes of sections 309B(1)(a) and 309B(1)(c) of the SFA, we have determined, and hereby notify all relevant persons (as defined in Section 309A(1) of the SFA) that the Notes are prescribed capital markets products (as defined in the Securities and Futures (Capital Markets Products) Regulations 2018 of Singapore) and Excluded Investment Products (as defined in MAS Notice SFA 04-N12: Notice on the Sale of Investment Products and MAS Notice FAA-N16: Notice on Recommendations on Investment Products).

In making an investment decision, prospective investors must rely on their own examination of the Company and the terms of the offering of the Notes, including the merits and risks involved. None of the Company, the Initial Purchaser, the Trustee, the Paying Agent, the Transfer Agent or the Registrar or any of their respective directors, officers, affiliates or advisors is making any representation to any purchaser of the Notes regarding the legality of an investment in the Notes by such purchaser under any legal investment or similar laws or regulations. The contents of this Offering Circular should not be construed as providing legal, business, accounting or tax advice.

PRESENTATION OF FINANCIAL INFORMATION

The Issuer's consolidated financial information as at and for each of the years ended March 31, 2020, 2021 and 2022, included in this Offering Circular, have been extracted from the published audited consolidated financial statements of the Issuer as at and for each of the years ended March 31, 2021 and 2022 audited by PricewaterhouseCoopers, Certified Public Accountants, Hong Kong ("PwC"). This Offering Circular contains the consolidated financial statements/information described above. The Issuer has prepared its consolidated financial statements in accordance with Hong Kong Financial Reporting Standards ("HKFRS") issued by the Hong Kong Institute of Certified Public Accountants, which may differ in certain respects from generally accepted accounting principles in other countries, including generally accepted accounting principles in the United States ("U.S. GAAP") and International Financial Reporting Standards ("IFRS") applied in other countries. In making an investment decision, investors must rely upon their own independent examination of the Issuer, the terms of this offering and the most recent financial information, including the risks involved. Potential investors should consult their own professional advisors for an understanding of the differences between HKFRS and IFRS, and how these differences affect the financial information contained in this Offering Circular.

The Issuer's consolidated financial information included in this Offering Circular relating to each of the years ended March 31, 2020, 2021 and 2022 does not constitute the Issuer's statutory annual consolidated financial statements for that year but is derived from those financial statements. Further information relating to these statutory financial statements required to be disclosed in accordance with section 436 of the Hong Kong Companies Ordinance is as follows:

- (i) The Issuer has delivered the consolidated financial statements for the years ended March 31, 2020 and 2021 and will deliver the consolidated financial statements for the year ended March 31, 2022 to the Registrar of Companies as required by section 662(3) of, and Part 3 of Schedule 6 to, the Hong Kong Companies Ordinance.
- (ii) The Issuer's auditor has reported on those consolidated financial statements. The auditor's report was unqualified; did not include a reference to any matters to which the auditor drew attention by way of emphasis without qualifying its report; and did not contain a statement under sections 406(2), 407(2) or (3) of the Hong Kong Companies Ordinance.

Solely for the convenience of investors, this Offering Circular contains translations of certain foreign currencies into U.S. dollars or other currencies using the exchange rates prevailing at the dates of the transactions or the exchange rates in effect as at the balance sheet date, as applicable. The Issuer makes no representation that any foreign currencies could have been, or could be, converted into U.S. dollars or other currencies, as the case may be, at any particular rate, or at all.

All financial information in this Offering Circular has been presented on a consolidated basis unless otherwise specified or the context otherwise requires.

Certain amounts and percentages included in this Offering Circular have been rounded. Accordingly, in certain instances, the sum of the numbers in a column may not exactly equal the total figure for that column.

CERTAIN DEFINITIONS, CONVENTIONS AND CURRENCY PRESENTATION

We have prepared this Offering Circular using a number of conventions, which you should consider when reading the information contained herein. When we use the terms “we,” “us,” “our,” “Lenovo,” the “Company,” the “Issuer,” the “Group” and words of similar import, we are referring to Lenovo Group Limited, a company incorporated in Hong Kong with limited liability, and its consolidated subsidiaries, as the context requires.

Unless the context otherwise requires, references to the “PRC” or “China” are to the People’s Republic of China, excluding, for the purpose of this Offering Circular only, the Hong Kong Special Administrative Region (“Hong Kong”), the Macau Special Administrative Region and Taiwan. “PRC government” means the central government of the PRC and all political subdivisions (including provincial, municipal and other regional or local governmental entities) and instrumentalities thereof, or, where the context requires, any of them.

All references to “US\$” and “U.S. dollars” are to the lawful currency of the United States of America. All references to “RMB” or “Renminbi” are to the lawful currency of the PRC. All references to “HK\$” are to the lawful currency of Hong Kong.

References to a “share” are to, unless the context indicates otherwise, an ordinary share in the Issuer’s share capital.

References to market data or market share, unless otherwise indicated, are based on number of units shipped.

In this Offering Circular:

“AG” refers to North America and Latin America;

“AI” refers to artificial intelligence;

“AP” refers to Asia-Pacific excluding the PRC;

“Cloud” or “cloud computing” refers to the use of computing resources that are available in a remote location and accessible over a network;

“EMEA” refers to Europe, the Middle East and Africa;

“Internet of Things” or “IoT” refers to the emerging network of objects that use electronics, sensors, software and Internet connectivity to derive greater utility;

“IT” refers to information technology;

“Motorola Mobility” refers to Motorola Mobility Holdings LLC;

“NYSE” refers to The New York Stock Exchange;

“PC” refers to personal computer;

“System X” refers to the x86 Server hardware and related maintenance services business of IBM; and

“U.S. Securities Act” refers to the United States Securities Act of 1933, as amended.

ENFORCEABILITY OF CIVIL LIABILITIES

The Issuer is incorporated in Hong Kong. Hong Kong has no arrangement for the reciprocal enforcement of judgments with the United States. However, under Hong Kong common law and subject to certain qualifications, a foreign judgment (including one from a court in the United States predicated upon U.S. federal or state securities laws) may be enforced in Hong Kong by bringing an action in a Hong Kong court and seeking summary or default judgment on the strength of the foreign judgment, **provided that** the foreign court is a court of competent jurisdiction, the foreign judgment is for a debt or definite sum of money and is final and conclusive on the merits. In addition, the Hong Kong courts may refuse to recognize or enforce a foreign judgment if:

- (a) such judgment was obtained by fraud;
- (b) such judgment was rendered by a foreign court that lacked the appropriate jurisdiction at the time (as determined by Hong Kong jurisdictional rules);
- (c) the proceedings leading to such judgment is contrary to public policy or natural justice;
- (d) such judgment involves the enforcement of foreign penal, revenue or other public law; or
- (e) such judgment falls within Section 3(1) of the Foreign Judgment (Restriction on Recognition and Enforcement) Ordinance (Chapter 46 of the Laws of Hong Kong).

AVAILABLE INFORMATION

To permit compliance with Rule 144A under the Securities Act in connection with sales of the Notes, the Issuer will be required to furnish, upon request, to a Noteholder and a prospective investor designated by such Noteholder, the information required to be delivered under Rule 144A(d)(4) under the Securities Act unless at the time of the request the Issuer is a reporting company under Section 13 or Section 15(d) of the United States Securities Exchange Act of 1934, as amended (the “Exchange Act”), or is exempt from the registration requirements of Section 12(g) of the Exchange Act (and therefore is required to publish on its website, in English, certain information pursuant to Rule 12g3-2(b) under the Exchange Act).

INDUSTRY DATA

Market data and certain industry forecasts and statistics in this Offering Circular, including our market share information, have been derived from various official or third-party sources, including market research, publicly available information and industry publications. Although this information is believed to be reliable, it has not been independently verified by us or our respective directors and advisors or the Trustee, the Paying Agent, the Transfer Agent or the Registrar or any of their respective directors, officers, affiliates or advisors. Therefore, we cannot assure you as to the accuracy and reliability of such data, forecasts and statistics, which may not be consistent with other information compiled inside or outside the PRC, and may not be complete or up-to-date. In making an investment decision, each investor must rely on its own examination of the Issuer and the Group and the terms of the offering and any Notes, including the merits and risks involved.

FORWARD-LOOKING STATEMENTS

This Offering Circular includes “forward-looking statements,” as defined in Section 27A of the U.S. Securities Act, and Section 21E of the Exchange Act, including statements regarding our expectations and projections for future operating performance and business prospects. The words “believe,” “expect,” “anticipate,” “estimate,” “project,” “will,” “aim,” “will likely result,” “will continue,” “intend,” “plan,” “contemplate,” “seek to,” “future,” “objective,” “goal,” “should,” “will pursue” and similar expressions or variations of these expressions identify forward-looking statements. In addition, all statements other than statements of historical facts included in this Offering Circular, including, without limitation, those regarding our financial position and results, business strategy, plans and objectives of management for future operations, including development plans and objectives relating to our products and services, are forward-looking statements. Such forward-looking statements and any other projections contained in this Offering Circular (whether made by us or any third party) involve known and unknown risks, uncertainties and other factors which may cause the actual results, performance or achievements to be materially different from the future results, performance or achievements expressed or implied by forward-looking statements. Such forward-looking statements are based on current beliefs, assumptions, expectations, estimates and projections regarding our present and future business strategies and the environment in which we will operate in the future. Among the important factors that could cause some or all of those assumptions not to occur or cause our actual results, performance or achievements to differ materially from those in the forward-looking statements include, among other things:

- the ability of the Group to successfully implement its business plans and strategies;
- future developments, trends and conditions in the industry and markets in which the Group operates;
- the Group’s business prospects and capital expenditure plans;
- the actions and developments of the Group’s competitors;
- the Group’s financial condition and performance;
- any changes in the laws, rules and regulations of the central and local governments in the PRC, the United States of America and other relevant jurisdictions and the rules, regulations and policies of the relevant governmental authorities relating to all aspects of the Group’s business;
- general political and economic conditions, including those related to the PRC or the United States of America;
- changes or volatility in interest rates, foreign exchange rates, equity prices or other rates or prices, including those pertaining to the PRC and the industry and markets in which the Group operates;
- various business opportunities that the Group may pursue; and
- macroeconomic measures taken by the government of the PRC or the United States of America to manage economic growth.

Additional factors that could cause our actual results, performance or achievements to differ materially include, but are not limited to, those discussed under “*Risk Factors*.” Any forward-looking statements contained in this Offering Circular speak only as of the date of this Offering Circular. We expressly disclaim any obligation or undertaking to release, publicly or otherwise, any updates or revisions to any forward-looking statement contained herein to reflect any change in our expectations with regard thereto or any change in events, conditions, assumptions or circumstances on which any such statement was based.

SUMMARY

The summary below is only intended to provide a limited overview of information described in more detail elsewhere in this Offering Circular. As it is a summary, it does not contain all of the information that may be important to investors and terms defined elsewhere in this Offering Circular shall have the same meanings when used in this Summary. Prospective investors should therefore read this Offering Circular in its entirety.

BUSINESS OVERVIEW

We are a leading technology company that develops, manufactures and markets high-quality, easy-to-use technology products and services for enterprises and consumers worldwide. In 2022, we ranked 159th on the Forbes' Global 500 list, and as at March 31, 2022, we employed approximately 75,000 people worldwide. Focused on a bold vision to deliver smarter technology for all, we are developing world-changing technologies that create a more inclusive, trustworthy and sustainable digital society. By designing, engineering and building the world's most complete portfolio of smart devices and infrastructure, we are also leading an Intelligent Transformation – to create better experiences and opportunities for millions of customers around the world.

We were founded in the 1980s and have been listed on the Hong Kong Stock Exchange since 1994. We expanded our business and operations to a global scale through our acquisition of the personal computer division of IBM in 2005. In 2010, we adopted our PC+ strategy and established a business group focusing on our mobile, internet and digital home business. We have since achieved strong growth in our smartphones and tablets sales and further diversified our business. Since 2010, we have captured the largest market share in global PC market across both commercial and consumer segments. In recent years, we have focused on developing strategic, high-growth segments including the gaming PC segment, where we had a 17.3% global market share in 2021, according to industry data. We have also continued to introduce first-to-market technologies and increase our use of sustainable materials.

In October 2014, we acquired Motorola Mobility from Google Inc., a move that enabled us to immediately become a global smartphone player with strong positions in key emerging markets. Also in October 2014, we acquired System X, IBM's x86 server and hardware and maintenance business, a move that enabled us to gain scale and expand into the server market, a business that now serves as the foundation for our industry-leading Infrastructure Solutions Group.

In 2020, we introduced our "3S" strategy – Smart Internet of Things (IoT), Smart Infrastructure, and Smart Verticals – and we have been progressing towards this goal through the successful implementation of our "service-led transformation." Against the backdrop of the global COVID-19 pandemic, we expect the future workplace will be a hybrid model of on-site, from home, and from anywhere. As a result, we believe consumers will prefer multiple devices that are better connected and synchronized and commercial customers will want IoT solutions that combine physical and digital tools as well as services. Furthermore, we expect increased demand for smart infrastructure solutions that facilitate smooth and productive digital interaction, allowing data to be transmitted, stored and processed across different AI computing platforms. Our global footprint, with operations in more than 180 markets, will enable us to meet customers' needs wherever they are.

Effective April 1, 2021, we revised our business segmentation and established our Solutions and Services Group (“SSG”). SSG integrates all services and solutions that we offer to drive growth in smart verticals, support services, managed services and our as-a-service, or aaS, offerings. Our industry-leading Infrastructure Solutions Group (“ISG”) business delivers one-stop IT solutions, which have expanded from server to full-stack offerings including storage, software-defined infrastructure, software, and services. Our Intelligent Devices Group (“IDG”) consists of our PC, tablet, smartphone, and other smart devices businesses, with leading market positions in their respective global sectors.

In June 2022, we entered into definitive agreements to establish a strategic partnership with PCCW Limited (“PCCW”) to engage in the provision of digital solutions and managed services primarily serving customers across the Asia-Pacific region, which will be conducted primarily through PCCW Lenovo Technology Solutions Limited (“PLTS”). This cooperation will allow us to expand our IT service capabilities, service offerings, and the geographic and vertical coverage of customers and partners. This expansion of our IT services business is strategically important for our long-term development, as we improve our sustainable profitability and further diversify our businesses. This partnership will enable us to derive synergies and offer one-stop IT solutions to customers through the integration of services, devices and digital infrastructure provided by the combined resources and experiences of PCCW and us.

Our strengths across various segments translate into robust financial performance. Our revenue grew from US\$50,716 million in the year ended March 31, 2020 to US\$60,742 million in the year ended March 31, 2021, and further to US\$71,618 million in the year ended March 31, 2022. At the same time, our net profit margin increased from 1.6% in the year ended March 31, 2020 to 2.2% in the year ended March 31, 2021 and 3.0% in the year ended March 31, 2022. In addition, our EBITDA margin increased consistently: 5.3%, 5.8% and 6.6% in these same respective years.

COMPETITIVE STRENGTHS

We believe the following strengths have contributed to our success and differentiate us from our competitors:

- Global leader in growing product segments with No. 1 PC market position;
- Highly diversified business with strategic focus on boosting high-margin service business;
- Best-in-class supply chain with global manufacturing footprint;
- Technology leadership with world-class R&D capabilities powering sustainable growth;
- Disciplined and proven business development capability; and
- Strong management team and well-governed board with unwavering commitment to sustainability.

STRATEGIES

We aim to solidify our leadership position in major business segments, and continue to execute our strategy to become the leader and enabler of digital and intelligent transformation to bring smarter technology in the following ways:

- Solidify leadership position in major business segments; and
- Continue to execute 3S strategy and lead service-led transformation.

CORPORATE INFORMATION

The Company was incorporated in Hong Kong with limited liability on October 5, 1993. On February 14, 1994, the Company publicly offered its shares for listing on the Main Board of the SEHK under stock code 0992. The address of its registered office is 23rd Floor, Lincoln House, Taikoo Place, 979 King's Road, Quarry Bay, Hong Kong.

Our website is *www.lenovo.com*. Information contained on our website does not constitute part of, and is not incorporated by reference into, this Offering Circular.

RECENT DEVELOPMENTS

To form a strategic partnership with PCCW Limited, we and a wholly-owned subsidiary of PCCW Limited (the "Seller") entered into a share purchase agreement on June 14, 2022, pursuant to which we conditionally agreed to purchase, and the Seller conditionally agreed to sell, an 80% direct interest in PCCW Lenovo Technology Solutions ("PLTS") and a 20% direct interest in PCCW Network Services (which in turn holds 100% interest in PCCW Solutions Limited ("PCCWS") and 20% interest in PLTS) for US\$613.6 million, comprising (i) a cash element of US\$513.6 million, to be paid by us at completion of the transaction, and (ii) a share element of US\$100.0 million, which will be satisfied by our Company's allotment and issue of 86,424,677 shares (the "Consideration Shares") to the Seller at completion of the transaction. Upon completion of the transaction, we will become an effective 84% shareholder in PLTS. PLTS will principally engage in the provision of digital solutions and managed services primarily serving customers across the Asia-Pacific region, and PCCWS will principally engage in the provision of solutions and services to public sector customers in Hong Kong. The Seller has undertaken not to sell the Consideration Shares within six months from the completion date without the prior written consent from the Company, subject to exceptions including hedging arrangements. Completion will take place on the fifth business day following the day the conditions under the share purchase agreement have been satisfied or waived, subject to a long stop date agreed by the parties.

ESG GOVERNANCE AND MANAGEMENT SYSTEM

We have established a robust ESG governance structure, allowing for accountability and transparency at the highest levels of the organization. Our Chief Corporate Responsibility Officer provides executive leadership for the ESG position, including any climate change programs or initiatives. In addition, our ESG Executive Oversight Committee provides strategic direction and facilitates the coordination of ESG efforts across the Company. Our board of directors is briefed on our ESG strategy and progress towards its climate change mitigation goals through formal periodic reporting.

We manage the environmental elements of our operations through a comprehensive global environmental management system (“EMS”) that covers our worldwide product design, development, and manufacturing operations (including distribution, fulfillment, and internal repair operations) for computer products, data center products, mobile devices, smart devices, and accessories. The scope encompasses these same activities when performed by our subsidiary and/or affiliate companies.

Within the framework of our EMS, we annually identify and evaluate the aspects of our operations that have actual or potential significant impacts on the environment. Metrics and controls are established for these significant environmental aspects, and performance relative to these metrics is tracked and reported. Performance targets are then established for select environmental aspects annually, taking into consideration performance relative to the environmental metrics, our Environmental Affairs Policy, regulatory requirements, customer requirements, stakeholder input, environmental and financial impact, and management directives.

SIGNATORY OF THE UN GLOBAL COMPACT

We are a signatory of the UN Global Compact and we have aligned our strategies and operations with the Ten Principles regarding human rights, labor, environment, and anti-corruption. We believe these strategies, aligned with the UN Global Compact and combined with our wide array of other commitments toward the environment and society, contribute to the United Nations Sustainable Development Goals (“SDGs”).

We have established a Human Rights Policy, which communicates our respect for human rights and how we extend those rights to our employees and business partners. Moreover, we uphold and support the protection of internationally proclaimed human rights and do not permit the use of child labor, forced labor or coercion, including physical punishment, in any of our operations. We adopted a policy on minerals from conflict-affected and high risk areas in line with international industry standards, and require our suppliers to comply with the Responsible Business Alliance (RBA) Code of Conduct.

We have an extensive number of commitments and initiatives addressing the environment. Specific environmental projects include, improvement of energy efficiency within the Company, increasing our renewable energy capacity, recycling and reuse, waste management and separation of waste from our day-to-day operations, amongst many others. We have also established a corporate Climate and Energy policy, executed a long-term comprehensive climate change strategy and set corporate-wide objectives and targets which support the above policy and strategy.

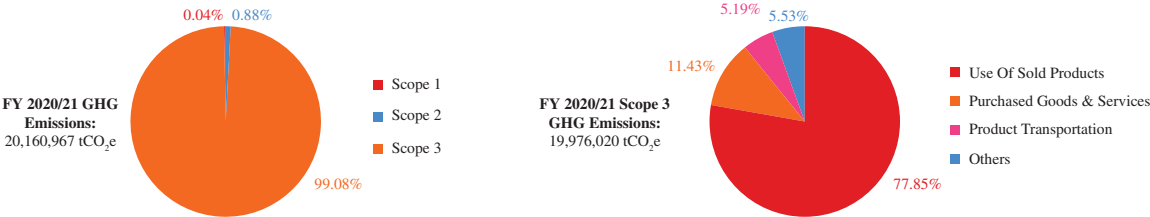
To safeguard ourselves from corruption, we have put in place a strict policy on anti-bribery and anti-corruption. We have also established a policy on gifts, entertainment, corporate hospitality, and travel to reinforce provisions in the our Code of Conduct. Furthermore, our employees may not directly or indirectly offer or give anything of value to any person, including to government officials, to influence official action or to secure an improper advantage as defined by applicable laws.

ESTABLISHMENT OF SCIENCE-BASED TARGETS

Recognizing the potential economic and societal risks of climate change, we established science-based emissions reduction targets in June 2020, which were validated by the Science-Based Targets initiative (“SBTi”). Our Scope 1 and 2 emissions reduction targets are consistent with limiting warming to 1.5 degrees Celsius, the most ambitious goal of the Paris Agreement, and our Scope 3 emissions reduction targets meet ambitious criteria according to the SBTi’s methodology. The targets all have a target date of FY 2029/30, are measured from a base year of FY 2018/19, and consist of:

- Reduce absolute Scope 1 and 2 greenhouse gas (“GHG”) emissions by 50%;
- Reduce Scope 3 GHG emissions from use of sold products by 25% per comparable product (for notebooks, desktops and servers);
- Reduce Scope 3 GHG emissions from purchased goods and services by 25% per million USD procurement spend; and
- Reduce Scope 3 GHG emissions from upstream transportation and distribution by 25% per tonne-km of transported product.

Set forth below are our selected GHG emissions data for FY 2020/21.



CONTRIBUTION TO SOCIETY

Our social investments are focused on STEM (science, technology, engineering, and math), education and empowering diverse and under resourced populations. We have a goal of committing a minimum of 0.5% of our pre-tax income to global social investment programs and initiatives.

Our social investments are executed through charitable corporate contributions and our charitable entities: Lenovo Foundation, which is registered in the U.S., and Lenovo Foundation Beijing. Our social investments are managed by a central team that is focused on collaborating across business units and worldwide geographies to maximize the charitable impacts of our giving. These charitable efforts revolve around specific social objectives, including but not limited to:

- Empowering under-represented populations with access to technology and STEM education;
- Sharing our ‘Smarter Technology for All’ vision with communities around the world through employee volunteerism; and
- Using our technology and philanthropic resources to strategically respond to natural and humanitarian disasters, like COVID-19.

THE OFFERING OF THE NOTES

The following is a brief summary of some of the terms of the Series A Notes and Series B Notes. For a more detailed description of the terms of the Series A Notes, see “Description of the Series A Notes.” For a more detailed description of the terms of the Series B Notes, see “Description of the Series B Notes.” Terms used in this summary and not otherwise defined shall have the meanings given to them in “Description of the Series A Notes” and “Description of the Series B Notes”, as applicable.

SERIES A NOTES

Issuer	Lenovo Group Limited.
Notes Offered	US\$625,000,000 aggregate principal amount of 6.536% senior notes due 2032 (the “Series A Notes”).
Issue Price.	100.00% of the principal amount of the Series A Notes.
Maturity Date	July 27, 2032
Interest Payment Dates	January 27 and July 27 of each year, commencing January 27, 2023.
Interest	The Series A Notes will bear interest from July 27, 2022 at a rate of 6.536% per annum, payable semi-annually in arrears.
Further Issues	The Series A Notes will be issued in an aggregate principal amount of US\$625,000,000. We may, however, from time to time, without the consent of the holders of the Series A Notes, create and issue, pursuant to the Series A Indenture, additional notes, having the same terms and conditions under the Series A Indenture as the Series A Notes in all respects, except for issue date, issue price, and amount of the first payment of interest thereon and, to the extent necessary, certain temporary securities law restrictions and, if applicable, the timing for reporting to the NDRC. Additional notes issued may be consolidated with and form a single series with the previously outstanding Series A Notes; <i>provided, however, that</i> such additional notes will not be issued under the same CUSIP, ISIN, Common Code or other identifying number as the outstanding Series A Notes unless such additional notes are issued pursuant to a “qualified reopening” of the original series, are otherwise treated as part of the same “issue” of debt instruments as the original series or are issued with no more than a <i>de minimis</i> amount of original issue discount, in each case for U.S. federal income tax purposes.
Ranking	The Series A Notes will constitute our direct, unconditional and unsubordinated obligations ranking <i>pari passu</i> with all of our other unsecured and unsubordinated obligations (except obligations preferred by applicable law) and senior in priority of payment and in all other respects to all our other indebtedness that is designated as subordinate or junior in right of payment to the Series A Notes.

Certain Covenants	We have covenanted in the Series A Indenture, with certain exceptions, not to incur certain liens or consolidate, merge, sell or lease our assets substantially as an entirety unless certain conditions are satisfied. The Series A Notes and the Series A Indenture do not otherwise restrict or limit our ability to incur additional indebtedness by us or our subsidiaries or our ability to enter into transactions with, or to pay dividends or make other payments to, affiliates.
Additional Amounts	In the event that Hong Kong or PRC taxes are payable in respect of payments pursuant to the Series A Notes, we will, subject to certain exceptions, pay such Additional Amounts under the Series A Notes as will result, after deduction or withholding of such taxes, in the payment of the amounts that would have been payable in respect of the Series A Notes had no deduction or withholding been required.
Optional Redemption	<p>At any time and from time to time prior to April 27, 2032, we may at our option redeem the Series A Notes, in whole or in part, at a redemption price equal to 100% of the principal amount of the Series A Notes redeemed plus the Applicable Premium as of, and accrued and unpaid interest to, if any, the redemption date.</p> <p>In addition, at any time and from time to time on or after April 27, 2032, we may at our option redeem the Series A Notes, in whole or in part, at a redemption price equal to 100% of the principal amount of the Series A Notes to be redeemed plus accrued and unpaid interest, if any, to the redemption date. See “<i>Description of the Series A Notes – Optional Redemption.</i>”</p>
Optional Tax Redemption	The Series A Notes may be redeemed, at our option, in whole but not in part, at a redemption price equal to 100% of the principal amount thereof, plus accrued and unpaid interest, in the event we become obligated to pay Additional Amounts in respect of the Series A Notes as a result of certain changes in tax law.
Transfer Restrictions	The Series A Notes have not been and will not be registered under the U.S. Securities Act, any state securities laws in the United States or the securities laws of any other jurisdiction. Unless they are registered, the Series A Notes may not be sold except pursuant to an exemption from or in a transaction not subject to the registration requirements of the U.S. Securities Act, applicable state securities laws or the applicable securities laws of any other jurisdiction. See “ <i>Transfer Restrictions.</i> ”

Use of Proceeds The aggregate proceeds of the offering of Series A Notes, after deducting underwriting commissions and certain estimated expenses related to this offering, will be approximately US\$619,240,000. We intend to use an amount equivalent to the net proceeds from the sale of the Series A Notes to finance or refinance, in whole or in part, one or more of the Issuer’s new or existing Eligible Projects (as defined below), such as green buildings and renewable energy projects, in accordance with the Green Finance Framework. See “*Use of Proceeds*” and “*Green Finance Framework*.”

Governing Law The Series A Notes and the Series A Indenture will be governed by, and construed in accordance with, the laws of the State of New York.

Denomination, Form and Registration The Series A Notes will be issued in minimum denominations of US\$200,000 and integral multiples of US\$1,000 in excess thereof.

Series A Notes offered in the United States to Qualified Institutional Buyers in reliance on Rule 144A will be represented by one or more permanent global notes in fully registered form without interest coupons deposited with a custodian for DTC (in such capacity, the “Custodian”) and registered in the name of Cede & Co., as nominee of The Depository Trust Company, or DTC. Series A Notes offered outside the United States in reliance on Regulation S will be represented by one or more permanent global notes in fully registered form without interest coupons deposited with the Custodian for DTC and registered in the name of Cede & Co., as nominee of DTC, for the respective accounts of Euroclear Bank SA/NV (“Euroclear”), and Clearstream Banking, S.A. (“Clearstream”).

DTC will credit the account of each of its participants, including Euroclear and Clearstream, with the principal amount of Series A Notes being purchased by or through such participant. Beneficial interests in the global notes will be shown on, and transfers thereof will be effected only through, records maintained by DTC and its direct and indirect participants, including Euroclear and Clearstream.

Ratings	The Series A Notes are expected to be rated “Baa2” by Moody’s, “BBB-” by S&P and “BBB” by Fitch. Security ratings are not recommendations to buy, sell or hold the Series A Notes. Ratings are subject to revision or withdrawal at any time by the rating agencies.
Risk Factors.	See “ <i>Risk Factors</i> ” and the other information in this Offering Circular for a discussion of factors that should be carefully considered before deciding to invest in the Series A Notes.
Listing	Application will be made to the Hong Kong Stock Exchange for the listing of the Series A Notes by way of debt issues to Professional Investors only.
Trustee.	Citicorp International Limited.
Paying Agent and Transfer Agent	Citibank, N.A., London Branch.
Registrar	Citibank, N.A., London Branch.

SERIES B NOTES

Issuer.	Lenovo Group Limited.
Notes Offered	US\$625,000,000 aggregate principal amount of 5.831% senior notes due 2028 (the “Series B Notes”).
Issue Price.	100.00% of the principal amount of the Series B Notes.
Maturity Date	January 27, 2028
Interest Payment Dates	January 27 and July 27 of each year, commencing January 27, 2023.
Interest	The Series B Notes will bear interest from July 27, 2022 at a rate of 5.831% per annum, payable semi-annually in arrears.

Further Issues	The Series B Notes will be issued in an aggregate principal amount of US\$625,000,000. We may, however, from time to time, without the consent of the holders of the Series B Notes, create and issue, pursuant to the Series B Indenture, additional notes, having the same terms and conditions under the Series B Indenture as the Series B Notes in all respects, except for issue date, issue price, and amount of the first payment of interest thereon and, to the extent necessary, certain temporary securities law restrictions and, if applicable, the timing for reporting to the NDRC. Additional notes issued may be consolidated with and form a single series with the previously outstanding Series B Notes; <i>provided, however, that</i> such additional notes will not be issued under the same CUSIP, ISIN, Common Code or other identifying number as the outstanding Series B Notes unless such additional notes are issued pursuant to a “qualified reopening” of the original series, are otherwise treated as part of the same “issue” of debt instruments as the original series or are issued with no more than a <i>de minimis</i> amount of original issue discount, in each case for U.S. federal income tax purposes.
Ranking	The Series B Notes will constitute our direct, unconditional and unsubordinated obligations ranking <i>pari passu</i> with all of our other unsecured and unsubordinated obligations (except obligations preferred by applicable law) and senior in priority of payment and in all other respects to all our other indebtedness that is designated as subordinate or junior in right of payment to the Series B Notes.
Certain Covenants	We have covenanted in the Series B Indenture, with certain exceptions, not to incur certain liens or consolidate, merge, sell or lease our assets substantially as an entirety unless certain conditions are satisfied. The Series B Notes and the Series B Indenture do not otherwise restrict or limit our ability to incur additional indebtedness by us or our subsidiaries or our ability to enter into transactions with, or to pay dividends or make other payments to, affiliates.
Additional Amounts	In the event that Hong Kong or PRC taxes are payable in respect of payments pursuant to the Series B Notes, we will, subject to certain exceptions, pay such Additional Amounts under the Series B Notes as will result, after deduction or withholding of such taxes, in the payment of the amounts that would have been payable in respect of the Series B Notes had no deduction or withholding been required.

Optional Redemption At any time and from time to time prior to December 27, 2027, we may at our option redeem the Series B Notes, in whole or in part, at a redemption price equal to 100% of the principal amount of the Series B Notes redeemed plus the Applicable Premium as of, and accrued and unpaid interest to, if any, the redemption date.

In addition, at any time and from time to time on or after December 27, 2027, we may at our option redeem the Series B Notes, in whole or in part, at a redemption price equal to 100% of the principal amount of the Series B Notes to be redeemed plus accrued and unpaid interest, if any, to the redemption date. See “*Description of the Series B Notes – Optional Redemption.*”

Optional Tax Redemption The Series B Notes may be redeemed, at our option, in whole but not in part, at a redemption price equal to 100% of the principal amount thereof, plus accrued and unpaid interest, in the event we become obligated to pay Additional Amounts in respect of the Series B Notes as a result of certain changes in tax law.

Transfer Restrictions The Series B Notes have not been and will not be registered under the U.S. Securities Act, any state securities laws in the United States or the securities laws of any other jurisdiction. Unless they are registered, the Series B Notes may not be sold except pursuant to an exemption from or in a transaction not subject to the registration requirements of the U.S. Securities Act, applicable state securities laws or the applicable securities laws of any other jurisdiction. See “*Transfer Restrictions.*”

Use of Proceeds. The aggregate proceeds of the offering of Series B Notes, after deducting underwriting commissions and certain estimated expenses related to this offering, will be approximately US\$619,240,000. We intend to use the net proceeds from the sale of the Series B Notes to purchase certain securities (the “Tender Offer Securities”) subject of a tender offer memorandum dated July 18, 2022 (the “Tender Offer Memorandum”) pursuant to the terms set forth in the Tender Offer Memorandum and for working capital purposes. See “*Use of Proceeds.*”

Governing Law The Series B Notes and the Series B Indenture will be governed by, and construed in accordance with, the laws of the State of New York.

Denomination, Form and Registration	<p>The Series B Notes will be issued in minimum denominations of US\$200,000 and integral multiples of US\$1,000 in excess thereof.</p> <p>Series B Notes offered in the United States to Qualified Institutional Buyers in reliance on Rule 144A will be represented by one or more permanent global notes in fully registered form without interest coupons deposited with a custodian for DTC (in such capacity, the “Custodian”) and registered in the name of Cede & Co., as nominee of The Depository Trust Company, or DTC. Series B Notes offered outside the United States in reliance on Regulation S will be represented by one or more permanent global notes in fully registered form without interest coupons deposited with the Custodian for DTC and registered in the name of Cede & Co., as nominee of DTC, for the respective accounts of Euroclear and Clearstream.</p> <p>DTC will credit the account of each of its participants, including Euroclear and Clearstream, with the principal amount of Series B Notes being purchased by or through such participant. Beneficial interests in the global notes will be shown on, and transfers thereof will be effected only through, records maintained by DTC and its direct and indirect participants, including Euroclear and Clearstream.</p>
Ratings	<p>The Series B Notes are expected to be rated “Baa2” by Moody’s, “BBB-” by S&P and “BBB” by Fitch. Security ratings are not recommendations to buy, sell or hold the Series B Notes. Ratings are subject to revision or withdrawal at any time by the rating agencies.</p>
Risk Factors.....	<p>See “<i>Risk Factors</i>” and the other information in this Offering Circular for a discussion of factors that should be carefully considered before deciding to invest in the Series B Notes.</p>
Listing.....	<p>Application will be made to the Hong Kong Stock Exchange for the listing of the Series B Notes by way of debt issues to Professional Investors only.</p>
Trustee.....	<p>Citicorp International Limited.</p>
Paying Agent and Transfer Agent.....	<p>Citibank, N.A., London Branch.</p>
Registrar	<p>Citibank, N.A., London Branch.</p>

SUMMARY FINANCIAL AND OTHER INFORMATION

The following tables set forth the summary consolidated financial information of the Issuer as at the dates and for the years indicated.

The summary consolidated financial information as at and for each of the years ended March 31, 2020, 2021 and 2022 has been derived from the Issuer's audited consolidated financial statements as at and for each of the years ended March 31, 2021 and 2022, which are included elsewhere in this Offering Circular. The information set out below should be read in conjunction with, and is qualified in its entirety by reference to, the Issuer's audited consolidated financial statements as at and for each of the years ended March 31, 2021 and 2022, including the notes thereto.

The Issuer has prepared its consolidated financial statements in accordance with HKFRS issued by the Hong Kong Institute of Certified Public Accountants, which may differ in certain respects from generally accepted accounting principles in other countries, including U.S. GAAP and IFRS applied in other countries.

CONSOLIDATED SUMMARY INCOME STATEMENT DATA

	Year ended March 31,					
	2020		2021		2022	
	US\$	%	US\$	%	US\$	%
	(in thousands, except for %)					
Revenue	50,716,349	100.0	60,742,312	100.0	71,618,216	100.0
Cost of sales	(42,359,045)	(83.5)	(50,974,425)	(83.9)	(59,569,241)	(83.2)
Gross profit	8,357,304	16.5	9,767,887	16.1	12,048,975	16.8
Selling and distribution expenses	(2,972,260)	(5.9)	(3,044,967)	(5.0)	(3,746,290)	(5.2)
Administrative expenses	(2,524,818)	(5.0)	(2,984,356)	(4.9)	(2,944,234)	(4.1)
Research and development expenses	(1,335,744)	(2.6)	(1,453,912)	(2.4)	(2,073,461)	(2.9)
Other operating income/(expenses) – net	(85,886)	(0.2)	(104,245)	(0.2)	(204,421)	(0.3)
Operating profit	1,438,596	2.8	2,180,407	3.6	3,080,569	4.3
Finance income	47,850	0.1	34,754	0.1	56,458	0.1
Finance costs	(454,194)	(0.9)	(408,640)	(0.7)	(362,384)	(0.5)
Share of losses of associates and joint ventures	(14,545)	(0.0)	(32,323)	(0.1)	(6,912)	(0.0)
Profit before taxation	1,017,707	2.0	1,774,198	2.9	2,767,731	3.9
Taxation	(213,204)	(0.4)	(461,199)	(0.7)	(622,399)	(0.9)
Profit for the year	804,503	1.6	1,312,999	2.2	2,145,332	3.0

CONSOLIDATED SUMMARY BALANCE SHEET DATA

	As at March 31,		
	2020	2021	2022
	(in US\$ thousands)		
Cash and cash equivalents	3,550,990	3,068,385	3,930,287
Bank deposits	66,480	59,385	92,513
Total current assets	18,733,441	23,335,352	28,996,863
Total non-current assets	13,394,726	14,655,279	15,513,581
Total assets	32,128,167	37,990,631	44,510,444
Borrowings (current portion)	3,294,980	698,271	787,922
Notes payable	1,458,645	885,628	2,148,907
Total current liabilities	23,258,121	27,371,637	32,758,735
Borrowings (non-current portion)	1,564,619	3,299,582	2,633,348
Total non-current liabilities	4,810,751	7,008,461	6,357,008
Total liabilities	28,068,872	34,380,098	39,115,743
Total equity	4,059,295	3,610,533	5,394,701
Total liabilities and equity	32,128,167	37,990,631	44,510,444

CONSOLIDATED SUMMARY CASH FLOW DATA

	Year ended March 31,		
	2020	2021	2022
	(in US\$ thousands)		
Net cash generated from operations	3,006,556	4,585,995	5,122,034
Interest paid	(404,691)	(309,361)	(315,570)
Tax paid	(391,942)	(623,861)	(729,485)
Net cash generated from operating activities	2,209,923	3,652,773	4,076,979
Net cash used in investing activities	(956,953)	(975,899)	(1,498,393)
Net cash used in financing activities	(238,485)	(3,228,154)	(1,757,368)
Increase/(decrease) in cash and cash equivalents	1,014,485	(551,280)	821,218
Effects of exchange rate changes on cash and cash equivalents	(126,349)	68,675	40,684
Cash and cash equivalents at the beginning of the year	2,662,854	3,550,990	3,068,385
Cash and cash equivalents at the end of year	<u>3,550,990</u>	<u>3,068,385</u>	<u>3,930,287</u>

NON-HKFRS MEASURE:**EBITDA**

	Year ended March 31,		
	2020	2021	2022
	(in US\$ thousands)		
Profit for the year	804,503	1,312,999	2,145,332
Add: taxation	213,204	461,199	622,399
Add: amortization and depreciation expenses	969,787	1,060,018	1,264,364
Add: long-term incentive awards granted	258,610	291,737	368,921
Add: non-operating expenses	420,889	406,209	312,838
EBITDA⁽¹⁾	<u>2,666,993</u>	<u>3,532,162</u>	<u>4,713,854</u>

(1) EBITDA for any year is calculated as profit for the year plus taxation, amortization and depreciation expenses, long-term incentive awards granted and non-operating expenses. EBITDA is not a standard measure of our financial condition or liquidity under HKFRS. EBITDA should not be considered in isolation or construed as an alternative to profit or any other performance measures derived in accordance with HKFRS or as an alternative to cash flows from operating activities or as an indicator of our operating performance, liquidity, profitability or cash flows generated from operating, investing or financing activities. In evaluating EBITDA, we believe that investors should consider, among other things, the components of EBITDA such as sales and operating expenses and the amount by which EBITDA exceeds capital expenditures and other charges. We have included EBITDA because we believe it is a useful supplement to our profit and cash flow in evaluating our operating performance. Other companies in our industry may calculate EBITDA differently or may use it for different purposes than we do, limiting its usefulness as a comparative measure. The above table presents a reconciliation of profit for the year to EBITDA.

SELECTED FINANCIAL RATIOS

	Year ended March 31,		
	2020	2021	2022
	(in US\$ thousands, except for %)		
Capital expenditure	953,080	843,750	1,284,081
Net debt/(cash) ⁽¹⁾	1,242,129	870,083	(601,530)
Net interest expense ⁽²⁾	406,344	373,886	305,926
EBITDA margin	5.3%	5.8%	6.6%
EBITDA to net interest expense	6.6x	9.4x	15.4x
Total debt ⁽¹⁾ to EBITDA	1.8x	1.1x	0.7x
Net debt/(cash) to EBITDA	0.5x	0.2x	(0.1)x
Free cash flow ⁽³⁾	1,256,843	2,809,023	2,792,898

(1) Total debt represents total borrowings and net debt/(cash) represents total borrowings less bank deposits and cash and cash equivalents.

(2) Net interest expense represents finance costs less finance income.

(3) Free cash flow is defined as operating cash flow less capital expenditure.

RISK FACTORS

An investment in the Notes is subject to significant risks. You should carefully consider all of the information in this Offering Circular and, in particular, the risks described below before deciding whether to invest in the Notes. The following describes some of the significant risks that could affect us and the value of the Notes. Risks that are currently unknown to us or that we currently believe to be immaterial, could become material. All of these risks could materially and adversely affect our business, financial condition, results of operations and prospects. The market price of the Notes could decline due to any of these risks and you may lose all or part of your investment.

RISKS RELATING TO OUR BUSINESS

We face intense competition, which may adversely affect our revenue, market share and profitability.

We operate in an industry in which there are rapid technological advances in hardware, software, and service offerings, and we face aggressive product and price competition from a range of competitors. We compete based on our ability to offer our customers the most current and desired product features at competitive prices. We expect that competition in our industry will continue to be intense. In seeking to grow and maintain our revenue, market share and profitability in different geographical and product sectors, we face challenges that our competitors' products may be less expensive than ours, provide better performance or include features that are more attractive to customers when compared to our products. Moreover, our efforts to balance our mix of products to optimize profitability, liquidity and growth may put pressure on our industry position. In addition, we face competitive challenges due to changing industry and market dynamics, such as the growth of mobility and touchscreen devices and equipment, the transition towards cloud computing and the maturity of the conventional PC market. We need to develop products and services that appeal to customers, in a very competitive marketplace, against the backdrop of decelerating growth in global PC demand. As we continue to expand globally, we may see new and increased competition in different geographic regions and face challenges from new industry competitors. As our industry evolves and we grow, companies with which we have strategic alliances may become competitors in other product areas or our current competitors may enter into new strategic relationships with new or existing competitors, all of which may further increase the competitive pressures that we face. In each case, if we are not able to successfully compete, our net revenues and profitability may be adversely affected.

Adverse global and regional economic conditions and instability in financial markets may harm our business and result in reduced net revenue and profitability.

As a global company with customers in virtually every business and industry, our performance depends significantly on global and regional economic conditions. For example, in recent periods we have experienced macroeconomic challenges across many geographic regions, decelerating growth and weakness in consumer demand, new or increased tariffs, changes to fiscal and monetary policies, currency fluctuations, sovereign debt crisis and austerity measures being experienced, implemented or contemplated by various countries. The COVID-19 pandemic has significantly disrupted the global logistics and transportation, suppressed domestic consumption and international trade, and negatively affected the economic growth and outlook for our current fiscal year ending March 31, 2023 and future periods. In addition, while China's economy has experienced significant growth over the past few decades, it has experienced a slowdown in growth in the past few years, and there is no assurance

that future growth will be sustained at similar rates or at all. Inflation has accelerated in many economies, in particular the United States, and policy actions to address inflation may slow or reverse economic growth or have other negative effects on economic conditions. These types of economic conditions could result in postponed or decreased spending amid customer concerns over unemployment, inflation, reduced asset values, volatile energy costs, geographical issues, the availability and cost of credit, and the stability and solvency of financial institutions, financial markets, businesses, local and state governments, and sovereign nations. Weak global and regional economic conditions also could harm our business by contributing to potential product shortages or delays, insolvency of key suppliers, increased credit and collectability risk on our trade receivables, potential customer and counterparty insolvencies, and increased challenges in conducting our treasury operations. For example, the military conflicts between Russia and Ukraine and the related sanctions imposed on Russia by the U.S., European Union and other countries in response have increased economic and political uncertainty across the world. Our operations in Russia accounted for approximately 1% of our net revenue in the year ended March 31, 2022 and our assets attributable to Russian operations accounted for less than 1% of our total assets as of March 31, 2022. However, our business may be adversely affected by effects of the conflicts, which, depending on future developments, could include supply chain disruptions, macroeconomic impacts resulting from the exclusion of Russian financial institutions from the global banking system, volatility in foreign exchange rates and interest rates, inflationary pressures, and heightened cybersecurity and data theft threats. All of these possible effects of weak and regional global economic conditions could negatively impact our net revenue and profitability.

We could be adversely affected by the outbreaks of infectious diseases, such as the outbreak of the COVID-19 virus.

Substantially all parts of the world have experienced and may experience future outbreaks of viruses, such as COVID-19, SARS, MERS, various forms of influenza, monkeypox or other infectious diseases. In particular, COVID-19 (including its variants), an infectious disease caused by severe acute respiratory syndrome coronavirus 2, which was declared a “pandemic” by the WHO in March 2020, has spread globally and led to significant global economic and financial disruptions, including an adverse impact on international trade and business activities, including negatively affecting supply chains in our and other industries. The continued spread, including the spread of more infectious or severe variants of COVID-19, has led to a public health crisis, negatively affected the global economy and international trade and increased economic uncertainty. While the global rollout of vaccines has helped contain the spread of the virus and facilitated more normal activity level in many economies, it is difficult to predict whether the current or future vaccines will remain effective against the various variants of COVID-19, which are expected to continue to emerge. The continuous emergence of new variants has led to, and could continue to lead to, the resurgence of cases and an increasing number of restrictive response measures re-imposed by governments around the world, which in turn could adversely impact the recovery of global economic growth and international trade.

Since the beginning of 2020, outbreaks of COVID-19 have resulted in the temporary closure of many corporate offices, stores and shopping malls, and manufacturing facilities. As the virus spread across the globe, various countries have taken lockdown and quarantine measures and imposed travel restrictions. Like many other companies, our supply chain, production, logistics and many other aspects of our operations have been disrupted by COVID-19. This has included mandatory closure of facilities and extended shutdown of business operations in certain countries, and restrictions on local and global travel. For example, due to the outbreak of COVID-19, our primary smartphone manufacturing facility, located in Wuhan, China, was shut down from late-January 2020 to

late-February 2020, and became fully operational in April 2020. This interruption to the Wuhan manufacturing site resulted in product shortages that affected the results of our MBG business in the last quarter of the year ended March 31, 2020. In addition, disruptions in operations may impede the manufacturing and shipping of products and adversely affect our ability to fulfill orders, deliver services and respond to customer requests. For example, our PC manufacturing site in Hefei, China and server manufacturing site in Shenzhen, China have experienced product shipment delays due to COVID-19-related restrictions from time to time. The pandemic could also interrupt our business processes such as transaction processing and financial reporting, which in turn may damage our reputation. As the COVID-19 pandemic continues, substantial recovery expenditure or prolonged recovery time may result, leading to some of our suppliers experiencing financial and operational difficulties and even bankruptcy. If we are unable to source alternative supplies during the period of shortage at a favorable pricing, our revenues, profitability and competitive position may be adversely affected. In addition, our suppliers may pass their higher costs for sourcing or production due to an outbreak to us through price increases, thereby negatively affecting our margins. These types of higher supplier costs could negatively affect our profitability.

In addition, the COVID-19 pandemic or future outbreaks of other infectious diseases in any country where our customers are based, as well as quarantines or other regulatory measures or restrictions taken in response to an outbreak, could significantly affect consumer demand and impede our customers' ability to continue paying for goods and services. We may experience lower revenue resulting in less cash flow, along with delayed receivables collection. Further, the COVID-19 pandemic has also led to volatility in the financial markets and may cause a reduction in our funding opportunities.

More generally, the ongoing outbreak and resurgence of COVID-19 or future outbreaks of infectious diseases could affect the general level of economic activity globally or specifically in any country where we have facilities or where our customers or suppliers are based. The future development of COVID-19 is still highly uncertain and cannot be predicted. The ongoing COVID-19 outbreak has negatively affected and is expected to continue to adversely impact the global economy. Any other significant outbreak of infectious diseases could result in a widespread health crisis that could adversely affect the economies and financial markets of many countries, resulting in a global or regional economic downturn. Any of these events could have a material adverse effect on our business, financial condition, results of operations and prospects.

Economic and political policies favoring national interest, including policies related to global trade, tariffs and investment, such as those of the United States and China, could adversely affect our business, financial condition and results of operations.

The current international political environment, including existing and potential changes to United States and China trade, tariffs and investment policies, have resulted in uncertainty surrounding the future of the global economy. In 2018, the United States imposed a series of tariffs ranging from 10% to 25% on a variety of imports from China. China has responded to these tariffs with retaliatory tariffs ranging from 5% to 25% on a wide range of products from the United States. The United States and China signed the "Phase One" trade agreement in January 2020. While the U.S. government has recently announced that they are reconsidering these tariffs, there remains uncertainty as to the types and levels of U.S. tariffs that will remain imposed on China-imported products. If any new tariffs, legislation and/or regulations are implemented, or if existing trade agreements are renegotiated or, in particular, if the U.S. government takes trade actions due to the tensions in U.S.-China relations, such changes could have an adverse effect on our business, financial

condition and results of operations. We manufacture a significant portion of the products we sell in China, and we export our products to a large number of countries, including the United States. While the products we manufacture in China for export to the United States, in particular laptops, are not currently covered by these tariffs, any further expansion in the types or levels of tariffs implemented could negatively impact our business, financial condition and results of operations. Furthermore, we rely on certain overseas suppliers to obtain components and raw materials for the assembling of our hardware devices. If China imposes import tariffs, trade restrictions or other trade barriers affecting the importation of such components or raw materials, we may not be able to obtain a steady supply of necessary components or raw materials at competitive prices, and our business and operations may be materially and adversely affected.

Additionally, there is a risk that the U.S. tariffs on imports will be met with tariffs on U.S.-produced exports and that a broader trade conflict could ensue. This could significantly impact global trade and economic conditions. Potential costs and any attendant impact on pricing arising from these tariffs, any further expansion in the types or levels of tariffs implemented or on global economic conditions generally could require us to modify our current business practices and could adversely affect our business, financial condition and results of operations.

Furthermore, we have significant operations, including a large number of employees, manufacturing facilities, and operations centers in various jurisdictions. Nationalist economic policies and political trends in these jurisdictions, such as opposition to globalization and free trade, restrictions on inbound or outbound foreign investment, relevant countries or regions' relationships with China, sanctions or trade restrictions, withdrawal from or re-negotiation of global or regional trade agreements, tax policies that favor domestic industries and interests, and other similar actions, may result in increased transaction costs, reduced ability to hire employees, reduced access to supplies and materials, reduced demand or access to customers in international markets, and inability to conduct our operations as they have been conducted historically. Each of these factors may adversely affect our business.

We are subject to laws and regulations, including import, export, and economic sanctions laws and regulations, that may limit our sales opportunities, expose us to liability, complicate our supply chains and increase our costs.

We are subject to a range of laws and regulations based on national security, political and other policy considerations. These types of regulations are increasingly prevalent, continue to evolve and vary from jurisdiction to jurisdiction. In some cases, conflicting requirements of various jurisdictions can complicate compliance with these types of law and regulations.

Actions by national governments in respect of economic sanctions could disrupt our business. For example, the U.S. government has revoked Hong Kong's special trading status and implemented sanctions against individuals it identified as having undermined Hong Kong's autonomy; it also implemented sanctions restricting the popular social media apps for a period of time. In response to the Russia-Ukraine war since February 2022, a wide range of nations have implemented sanctions against Russia, in particular those affecting the Russia financial sector. Heightened tensions between China and India as a result of border clashes have also resulted in a number of mobile apps developed by Chinese companies being banned by the Indian government. While none of these actions has affected us to date, other similar types of international political developments could restrict us, our customers or our suppliers in ways that adversely affect our business, financial condition and results of operations. Furthermore, national governments can react to the economic sanctions of other

nations by imposing so-called “blocking sanctions” or other legal obligations that can create conflicting obligations, making compliance difficult or impossible. For example, on June 10, 2021, China adopted the “Anti-Foreign Sanctions Law,” which, among other things, provides that no entity or individual may implement or assist with foreign entities’ discriminatory restrictive measures against Chinese citizens or entities. The effect of this new law on us and our industry remain uncertain, but it could make compliance with other nations’ sanctions laws more difficult.

Our products are subject to export controls, including the U.S. Department of Commerce’s Export Administration Regulations, and similar laws and regulations that apply in jurisdictions in which we distribute or sell our products. Export control and similar regulations include restrictions and prohibitions on the sale or supply of certain products and on our transfer of parts, components, and related technical information and know-how to certain countries, regions, governments, persons and entities. We are prohibited under U.S. law from exporting our products to any recipient if we have knowledge that a violation of U.S. export regulations, including regulations in respect of the Entity List administered by the U.S. Department of Commerce’s Bureau of Industry and Security (the “BIS Entity List”), has occurred or will occur in connection with the products. Furthermore, U.S. law prohibits the import of any goods produced with forced labor. Our suppliers may restrict our rights to use their components in products destined for end-users or end-uses that present heightened regulatory or reputational risks, and some customers may decline to purchase our products that contain parts or components from, or that were manufactured by, suppliers and service providers that present heightened regulatory or reputational risks, including those linked to the BIS Entity List or forced labor. The loss of suppliers or customers as a result of such regulatory or supply chain limitations could materially harm our business, financial condition, results of operations and prospects. Furthermore, our association with such customers or suppliers could subject us to actual or perceived reputational harm among current or prospective investors, suppliers or customers, other parties doing business with us, or the general public. Any such reputational harm could result in the loss of suppliers or customers, which could harm our business, financial condition, results of operations or prospects and negatively affect the price of the Notes.

Complying with import, export and sanctions laws may be time-consuming, may increase our costs, restrict our supply and manufacturing options and result in the delay or loss of sales opportunities. We are also subject to inspections by various governmental authorities monitoring our compliance with these laws. Although we take precautions to prevent our products from being provided in violation of such laws and regulations, if we are found to be in violation of sanctions or export control laws, we and the individuals working for us could incur substantial fines and penalties. Changes in export, sanctions or import laws or regulations may affect whether it is feasible and profitable for us to manufacture our products in and distribute our products from countries that impose regulatory restrictions on the movement of our parts, components, finished products, and related technologies. Changes in these types of laws and regulations may also increase our regulatory burdens in monitoring our supply chains to ensure we do not violate such laws or regulations or damage our reputation. These types of regulatory developments may also delay the introduction and sale of our products, cause us to spend resources to seek necessary government authorizations or to develop different versions of our products, or, in some cases, prevent the export or import of our products to certain countries, regions, governments, persons or entities altogether, any of which could adversely affect our business, financial condition and operating results.

We are subject to anti-corruption laws and our policy to prevent violations of them and other laws may not be effective.

We are subject to anti-corruption laws, such as the U.S. Foreign Corrupt Practices Act of 1977, the United Kingdom Bribery Act of 2010 and the PRC Criminal Law and Anti-Unfair Competition Law. These and other similar laws to which we are subject prohibit companies and those acting for them from making improper payments to government officials and others for the purposes of obtaining or retaining business. While we seek to foster a strong culture of compliance, we have from time to time detected violations of our anti-corruption, anti-bribery and other policies. We have undertaken remediation efforts in light of these violations, but the policies still may not be followed at all times or effectively detect and prevent all violations by us or our employees, agents, distributors or partners. Many of the countries in which we operate have less developed legal systems and are perceived to have high levels of corruption. Furthermore, we do business with governments and government-controlled entities in many of these jurisdictions, which further increases our exposure to risks associated with these laws. Our geographical diversification, including in emerging markets, and our use of distributors increases the risk of our violating our anti-corruption, anti-bribery and other policies or similar laws. Violations of anti-corruption laws and regulations are, and of other laws and regulations may be, punishable by civil penalties, including fines, debarment from government contracts (and termination of existing contracts), as well as criminal fines and imprisonment. In addition, any major violations could have a significant impact on our reputation and consequently on our ability to win future business and maintain long-term commercial relationships with our customers. Any of the foregoing could have a material adverse effect on our business, financial condition, results of operations or prospects.

We face increased risks associated with implementing our strategic initiatives as the scale and breadth of our business and operations expand.

Our “Intelligent Transformation” strategy seeks to maintain and develop our strengths in our core, established markets and to explore and develop growth opportunities in line with our vision of “Smarter Technology for All.” Our ability to accomplish the goals of this strategy depends on factors including our ability to leverage our success in the large enterprise and public sectors worldwide and our general success in China, our ability to allocate our development, capital and marketing resources in accordance with our strategy, and our ability to manage the effects of this strategy. We face increased risks associated with implementing our strategies given our large portfolio of businesses, the broad range of geographic regions in which we and our customers and partners operate, and the number of acquisitions that we have completed in recent years. We also face risks associated with changing industry, regulatory and market dynamics. As the scale and breadth of our business and operations grow, we face greater challenges to manage our business, operations and growth in an effective manner, including challenges associated with demand forecasting, manufacturing resource planning, inventory management, regulatory compliance including privacy and data protection regulations and our international operations. If we successfully gain market share in the premium consumer market, we may experience longer collection cycles, which are characteristic of the consumer market compared to the enterprise market. If we are unable to meet these challenges, our business, results of operations and prospects could be unfavorably affected.

We face risks and challenges associated with our acquisitions and investments.

From time to time, we acquire companies or businesses, enter into strategic alliances and joint ventures and make investments, and will continue to seek opportunities to do so in the future as part of our expansion plan. In order to pursue this strategy successfully, we must effectively identify suitable targets for, and negotiate and consummate, acquisition or investment transactions, some of which may be large or complex, and manage post-closing issues such as the integration of acquired businesses, products, services or employees. For example, we completed the acquisition of certain assets and assumption of certain liabilities in connection with IBM's System X on October 1, 2014. We also completed the acquisition of 100% of the issued and outstanding equity interests in Motorola Mobility from Google, Inc., including the MOTOROLA brand and Motorola Mobility's portfolio of smartphones on October 30, 2014. Most recently, we entered into a share purchase agreement with PCCW Limited to form a strategic partnership, see "*Summary – Recent Developments*" for more information.

Risks associated with business combination and investment transactions include the following, any of which could adversely affect our revenue, gross margin and profitability:

- Managing business combination and investment transactions often require significant management resources, which may divert our attention from other business operations.
- There is no assurance that we will be able to effectively manage loss-making businesses that we acquire or transform them into profit-making businesses.
- We may not fully realize all of the anticipated benefits of any business combination and investment transaction, and the timeframe for realizing benefits of a business combination and investment transaction may depend partially upon the actions of employees, advisors, suppliers or other third parties.
- Business combination and investment transactions may result in significant costs and expenses and charges to earnings, including those related to severance pay, early retirement costs, employee benefit costs, goodwill and asset impairment charges, charges from the elimination of duplicative facilities and contracts, in-process research and development charges, inventory adjustments, assumed litigation and other liabilities, legal, accounting and financial advisory fees, and required payments to executive officers and key employees under retention plans.
- Our due diligence process may fail to identify significant issues with the acquired company's product quality, financial disclosures, compliance practices, accounting practices or internal control deficiencies.
- We may borrow to finance business combination and investment transactions, and the amount and terms of any potential future acquisition-related or other borrowings, as well as other factors, could affect our liquidity and financial condition.
- If disputes arise in connection with business combination and investment transactions, such disputes may lead to litigation, which may be costly and divert our resources.

Integration issues are often complex, time-consuming and expensive and could significantly disrupt our business, including the business acquired as a result of any business combination and investment transaction. The challenges involved in integration include:

- combining product and service offerings and entering or expanding into markets in which we are not experienced or are developing expertise;
- combining different business models and managing different competitive landscapes;
- convincing customers and distributors that the transaction will not diminish service standards or business focus, persuading customers and distributors not to defer purchasing decisions or switch to other suppliers (which could result in our incurring additional obligations in order to address customer uncertainty), minimizing sales force attrition and expanding and coordinating sales, marketing and distribution efforts;
- consolidating and rationalizing corporate IT infrastructure, which may include multiple legacy systems from various acquisitions and integrating software code and business processes;
- minimizing the diversion of management attention from ongoing business concerns;
- persuading employees that business cultures are compatible, maintaining employee morale and retaining key employees, integrating employees into Lenovo, correctly estimating employee benefit costs and implementing restructuring programs;
- coordinating and combining administrative, manufacturing, research and development and other operations, subsidiaries, facilities and relationships with third parties in accordance with local laws and other obligations while maintaining adequate standards, controls and procedures;
- achieving savings from supply chain integration; and
- managing integration issues after or pending the completion of other independent transactions.

We frequently review opportunities for further acquisition opportunities and partnerships in the ordinary course of our business and expect to continue to do so in line with our strategies for continued growth. There is no assurance that acquisitions will occur in the future or the form that any such acquisition will take. Our future growth may be adversely affected if we are unable to make investments or to pursue acquisitions, or if investments and acquisitions prove unsuccessful.

Our future success depends on our ability to respond effectively to rapid changes in technology and customer preferences in the information technology industry.

Many of the markets in which we compete are characterized by rapid changes in market trends and consumer preferences, as well as constantly evolving technological advances in hardware performance and software features and functionality, which in turn lead to the frequent introduction of new products, short product life cycles, and continual improvement in product price characteristics relative to product performance. To maintain our competitive position in these markets, we must successfully develop and introduce new products and enhance our existing offerings. This process is complex, costly and uncertain, and any failure by us to anticipate customers' changing needs and

emerging technological trends accurately could significantly harm our market share and results of operations. In recent years, there has been rapid growth in the use of mobile devices, such as tablets and smartphones, which has slowed the replacement cycle for conventional PC products. As the world is heading towards an age of “Internet of Things,” we expect that an increasing number of devices will have computing, storage and networking modules built inside. We have adopted an Intelligent Transformation strategy to capitalize on these developments, but we may experience delays in the timing of activities related to these initiatives and unanticipated costs in implementing them due to the risks discussed elsewhere in this section. Similarly, as we transition to an environment characterized by cloud computing and software being delivered as a service, we must continue to successfully develop and deploy cloud-based solutions for our customers. We must make long-term investments, develop or obtain, and protect appropriate intellectual property and commit significant resources before we know whether our predictions will accurately reflect customer demand for our products. In addition, after we develop a product, we must be able to manufacture appropriate volumes quickly and at low costs. To accomplish this, we must accurately forecast volumes, mixes of products and configurations that meet customer requirements, and there is no assurance that we can do so successfully within a given product’s life-cycle or at all. Any delay in the development, production or marketing of a new product, service or solution could result in us not being among the first to market, which could harm our competitive position.

Due to the international nature of our business, political or economic changes or other factors have in the past affected and could in the future harm our revenue, costs and expenses and financial condition.

We derive the majority of our revenue from our operations outside China, and we plan to aggressively grow our business in new international markets, particularly emerging markets. Revenue from China, Asia-Pacific (AP), EMEA and Americas (AG) accounted for 25.7%, 16.3%, 25.5% and 32.5% of our revenue for the year ended March 31, 2022, respectively. Our revenue, gross margin, expenses and financial condition have in the past been affected by, and could in the future suffer due to, a variety of risks associated with our international operations, including:

- ongoing instability or changes in a country’s or region’s economic or political conditions, including inflation, recession, interest rate or foreign exchange rate fluctuations and actual or anticipated military or political conflicts;
- longer collection cycles and financial instability among customers;
- various governmental requirements, and any changes to such requirements, for us to obtain and maintain permits, approvals and registrations or pass reviews necessary to conduct business in the markets we operate;
- trade regulations and procedures and actions affecting production, pricing and marketing of products, including tariffs and anti-dumping penalties;
- local labor conditions and regulations, including local labor issues faced by specific suppliers;
- managing a geographically dispersed workforce;
- changes in the regulatory or legal environment;
- differing technology standards or customer requirements;

- import, export or other business licensing requirements or requirements relating to making foreign direct investments, which could increase our cost of doing business in certain jurisdictions, prevent us from shipping products to particular countries or markets, affect our ability to obtain favorable terms for components, increase our operating costs or lead to penalties or restrictions;
- difficulties associated with repatriating cash generated or held abroad in a tax-efficient manner and changes in tax laws; and
- fluctuations in freight costs, limitations on shipping and receiving capacity, and other disruptions in the transportation and shipping infrastructure at important geographic points of exit and entry for our products and shipments.

A number of our target markets are relatively new markets for us and we face greater challenges in these markets due to our limited prior presence and because the competitive conditions in these markets may be different from those in our existing markets.

Unfavorable results of legal proceedings could harm our business and result in substantial costs.

We are involved in various claims, suits, arbitrations, investigations, and other legal proceedings that arise from time to time in the ordinary course of our business. These proceedings may involve our access to or use of our intellectual property and may include claims that are substantial. Additional legal claims or regulatory matters may arise in the future and could involve stockholder, labor, consumer, government regulatory and compliance, intellectual property, antitrust, tax, and other issues on a global basis. Litigation is inherently unpredictable. Regardless of the merits of the claims, litigation may be both time-consuming and disruptive to our business. We could incur judgments or enter into settlements of claims that could adversely affect our operating results or cash flows. In addition, our business, operating results, and financial condition could be adversely affected if any infringement or other intellectual property claim made against us by any third party is successful, or if we fail to develop non-infringing technology or license the proprietary rights on commercially reasonable terms and conditions.

Our business could suffer if we do not develop and protect our own intellectual property or do not obtain or protect licenses to intellectual property developed by others on commercially reasonable and competitive terms.

We own numerous patents, copyrights and trademarks for our products, including our renowned ThinkPad notebook and the “Think,” “Idea,” “Legion,” “Motorola” and “Yoga” brands. If we or our suppliers are unable to develop or protect desirable technology or technology licenses, we may be prevented from marketing products, could be forced to market products without desirable features, or could incur substantial costs to redesign products, defend or enforce legal actions, or pay damages if we are found to have violated others’ intellectual property. Although our suppliers might be contractually obligated to obtain or protect such licenses and indemnify us against related expenses, those suppliers could be unable to meet their obligations. Similarly, we invest in research and development and obtain additional intellectual property through acquisitions, but these activities do not guarantee that we will develop or obtain intellectual property necessary for profitable operations. Costs involved in developing and protecting rights in intellectual property may have a negative impact on our business.

Failure to maintain an effective quality control system at our manufacturing facilities, or product quality issues of our suppliers or manufacturing service providers, could have a material adverse effect on our business and operations.

The quality of our products is critical to the success of our business. Our quality control system depends on a number of factors, including the design of our quality control procedures, our quality training programs and our ability to ensure that our employees adhere to our quality control policies and guidelines. The products that we offer are complex, and our regular testing and quality control efforts may not be effective in controlling or detecting all quality issues, particularly with respect to faulty components manufactured by third parties. If we fail to meet the product specifications, our sales orders may be cancelled and products may be returned, which could have a material adverse effect on our business, reputation, results of operations and financial condition.

Our quality control procedures are also designed to allow us to meet certain mandatory production standards set by the local government authorities where our products are sold. For example, any failure to comply with these standards in China may subject us to the confiscation of related earnings and relevant products, penalties, an order to cease sales of relevant products, or an order to cease operations pending the required rectification. If the violation is determined to be serious in nature, our business license to manufacture or sell relevant products could potentially be suspended or revoked, and in the worst case scenario, we could be subject to criminal liability.

Moreover, our products could be affected by the quality controls of our components suppliers and manufacturing service providers. For example, many of our products use lithium-based batteries and any defects in such products can pose safety risks, including the risk of fire. We may face product recalls and product liability claims from our customers or distributors if the use of our products results in bodily injury, property damage or other loss, regardless of whether we are at fault. We may have to spend significant resources and time to defend ourselves if legal proceedings for product liability are instituted against us. The successful assertion of product liability claims against us could require us to pay significant monetary damages. Moreover, any accident, from the use of our products, may cause significant production interruption and may also result in negative publicity and therefore affect customers' confidence in our products.

If we fail to properly manage the distribution of our products, our revenue, gross margin and profitability could suffer.

We sell our products primarily through third-party distributors, resellers, retailers and network carriers for our mobile devices, particularly in China, North America and Western Europe. While we negotiate directly with large enterprise customers, we typically fulfill these contracts through our distribution channels. Our financial results could be materially and adversely affected due to channel conflicts or if the financial conditions of our channel partners were to weaken. Moreover, some of our distributors may have insufficient financial resources and may not be able to withstand changes in business conditions, including economic weakness and industry consolidation. If our distributors' financial conditions or operations weaken, our revenue could suffer and we could experience disruptions in distribution. In addition, network carriers providing cellular network service for our smartphone products typically subsidize purchases by users of our devices. There is no assurance that such subsidies will be continued, if at all or in the same amounts, upon renewal of our agreements with these network carriers or will be provided, if at all or in the same amounts as provided in agreements with existing network carriers, in agreements we enter into with new carriers.

In addition, we must manage inventory effectively, particularly with respect to sales to distributors, which involves forecasting demand and pricing issues. Distributors may increase orders during periods of product shortages, cancel orders if their inventory is too high or delay orders in anticipation of new products. Distributors also may adjust their orders in response to the supply of our products and the products of our competitors and seasonal fluctuations in end-user demand. Our reliance upon indirect distribution methods may reduce visibility to demand and pricing issues, and therefore make forecasting more difficult. If we have excess or obsolete inventory, we may have to reduce our prices and write down inventory. Moreover, our use of indirect distribution channels may limit our willingness or ability to adjust prices quickly and otherwise to respond to pricing changes by competitors.

Estimates of our warranty expenses are subject to assumptions and inherent uncertainties, and our results of operations would be adversely affected if actual warranty claims exceed our estimates.

We record warranty liabilities at the time of sale for the estimated costs that we may incur under our basic limited warranty. Specific warranty terms and conditions vary depending upon the product and the country in which it was sold, but generally include technical support, repair parts and labor associated with warranty repair and service actions. Our warranty period generally ranges between one to three years. However, certain of our warranties, such as those associated with some of our government contracts, have periods that extend beyond three years. We re-evaluate our estimates on a quarterly basis to assess the adequacy of our recorded warranty liabilities and adjust the amounts as necessary. Estimates of our warranty expenses are subject to assumptions and inherent uncertainties, and our results of operations would be adversely affected if actual warranty claims exceed our estimates.

Our reliance on vendors for products and components, many of whom are single-source or limited-source suppliers, could harm our business by adversely affecting product availability, delivery, reliability and cost.

We maintain several single-source or limited-source supplier relationships, either because multiple sources are not readily available or because the relationships are advantageous to us due to performance, quality, support, delivery, capacity, or price considerations. For example, we depend on a particular third-party software provider for the operating systems used in our PCs and a particular third-party semiconductor manufacturer for the semiconductor chips used in our PCs; we feature these providers' inputs as features of our products in our marketing. If the supply of a critical single-or limited-source product or component is unexpectedly delayed or curtailed, we may not be able to ship the related product in desired quantities or configurations, or in a timely manner. In addition, we may not be able to replace the functionality provided by the third-party software currently offered with our products if that software becomes obsolete, defective or incompatible with future versions of our products or if it is not adequately maintained or updated. Even where multiple sources of supply are available, qualification of the alternative suppliers and establishment of reliable supplies could result in delays and a possible loss of sales, which could harm our operating results. In addition, from time to time, we deliberately cultivate a preferred supplier relationship for certain components or products to ensure our supply. If we are unable to cultivate such preferred supplier relationships, our ability to ensure supply of such components during periods of shortage could be materially and adversely impacted.

In particular, due in large part to the COVID-19 pandemic and the resulting economic disruption, rising prices, labor and raw material shortages, and most recently the Russia – Ukraine conflict, there is currently a global supply shortage of electrical components, including semiconductor chips. As a result, we have experienced increases in our lead times and costs for components for certain products and delays in the delivery of some orders placed by our customers. If we are unable to secure manufacturing capacities from our current suppliers and contract manufacturers, our ability to deliver our products to our customers may be negatively impacted. Also, our suppliers and contract manufacturers may increase their prices, which would result in an increase in our manufacturing costs. We may not be able to pass the cost increases to our customers, which could have a negative impact on our results of operations and financial condition.

We face a number of risks and uncertainties arising from manufacturing a significant portion of our products in-house.

We manufacture a significant portion of our products in-house through manufacturing facilities in Argentina, Brazil, Germany, Hungary, India, Japan, Mexico, the United States and multiple locations in China. We may further expand our manufacturing capacity, and we face certain significant risks and uncertainties, including:

- our failure to make accurate projections, estimates and assumptions regarding future customer order levels, future pricing trends, the nature of future customers' demand, future industry cycles, trends and developments in PCs, tablets, mobile, servers and the consumer electronics industries as well as other matters which are inherently uncertain, subject to significant changes and difficult to predict;
- our inability to fund our capital expenditures from operating cash flow or additional financing as and when required;
- potential delays and cost overruns as a result of a number of factors, many of which may be beyond our control, such as construction delays, supply chain disruptions, and increases in raw material prices; and
- potential delays or denial of required approvals by relevant government authorities.

If we over-expand our manufacturing capacity or if our planned manufacturing output exceeds actual demand, we may experience capacity under-utilization and excess inventory, and incur higher impairment charges or depreciation or amortization costs, which could harm our results of operations. If we do not expand our manufacturing capacity quickly enough or to a sufficient extent, or if actual demand exceeds our planned manufacturing output, we may be unable to meet our customers' orders on a timely basis or in sufficient quantities, which could in turn harm our business, reputation and customer relationships. Moreover, if we do not add to our manufacturing capacity as and when appropriate, we may be unable to expand our business, maintain our competitive position, achieve desired economies of scale or improve our profitability. If any of these risks materialize, it could have a material and adverse effect on our business, results of operations and prospects.

We are subject to risks related to procuring supplies from our major suppliers.

Our top five suppliers for each of the years ended March 31, 2020, 2021 and 2022 collectively accounted for 33%, 37% and 35%, respectively, of our purchases for the relevant financial year. While we believe our arrangements with third-party suppliers generate cost efficiencies, our reliance on these vendors subjects us to a greater risk of shortages and reduced control over delivery schedules of components and products, as well as a greater risk of increases in product and component costs. Moreover, if any of our third-party suppliers suffer any damage to facilities, lose benefits under material agreements, experience power outages, lack sufficient capacity to manufacture our components or products, encounter financial difficulties, are unable to secure necessary raw materials from their suppliers or suffer any other disruption or reduction in efficiency, we may encounter supply delays or disruptions. Because we maintain minimal levels of component inventories, a disruption in component or product availability could harm our financial performance and our ability to satisfy customer needs. In addition, defective parts and components from these vendors or those used by our manufacturing service providers could reduce product reliability and harm our reputation.

Our success depends on our ability to attract, retain, train and motivate our key employees.

In order to be successful, we must attract, retain, train and motivate qualified executives and other key employees, including those in managerial, technical, development, sales and marketing positions. Identifying, developing internally or hiring externally, training and retaining qualified executives, engineers and marketing and sales professionals are critical to our future, and competition for experienced employees in the industry can be intense. In order to attract and retain executives and other key employees in a competitive marketplace, we must provide a competitive compensation package, including fixed compensation, performance bonus, retirement benefits and equity-based compensation under our long-term incentive program. Our equity-based incentive awards include share appreciation rights, restricted share units and performance-based share units. If our equity-based compensation ceases to be viewed as a valuable benefit, or if our total compensation package is not viewed as being competitive, our ability to attract, retain, and motivate executives and key employees could be weakened. The failure to successfully hire executives and key employees or the loss of any executives and key employees could have a significant impact on our operations. Further, changes in our management team may be disruptive to our business, and any failure to successfully transition and assimilate key new hires or promoted employees could adversely affect our business and results of operations.

If we fail to achieve favorable pricing from our vendors, our profitability could be adversely affected.

Our profitability is affected by our ability to achieve favorable pricing from our vendors, including through negotiations for competitive purchase prices, vendor rebates, marketing funds, and other vendor funding received in the normal course of business. Because these supplier negotiations are continuous and reflect the ongoing competitive environment, the variability in timing and amount of incremental vendor discounts and rebates can affect our profitability. These vendor programs may change periodically, potentially resulting in adverse profitability trends if we cannot adjust pricing or variable costs. Our inability to establish a cost and product advantage, or determine alternative means to deliver value to our customers, may adversely affect our revenue and profitability.

Business disruptions could seriously harm our future revenue and financial condition and increase our costs and expenses.

Our worldwide operations could be disrupted by earthquakes, telecommunications failures, power or water shortages, tsunamis, floods, tropical storms, fires, extreme weather conditions, epidemics or pandemics, wars and other natural or manmade disasters or catastrophic events. The occurrence of any of these business disruptions could result in significant losses, seriously harm our revenue, profitability and financial condition, adversely affect our competitive position, increase our costs and expenses, and require substantial expenditures and recovery time in order to fully resume operations. We rely on major logistics hubs, primarily in Greater China, to manufacture and distribute our products. In addition, a significant portion of our corporate, development and manufacturing activities and the manufacturing facilities of some of our component suppliers and manufacturing service providers are located in China. These China-based facilities make our operations more vulnerable to natural disasters or other business disruptions occurring in China, including the ongoing COVID-19 pandemic. Notwithstanding any measures we have taken or may take to help mitigate business disruptions, our operations could be adversely affected if manufacturing, logistics or other operations in these locations are disrupted for any reason, including natural disasters, epidemics, labor, information technology system failures, military actions or economic, business, environmental, public health, regulatory or political issues. See also “– *We could be adversely affected by the outbreaks of infectious diseases, such as the outbreak of the COVID-19 virus.*”

Compliance requirements of current or future environmental and safety laws, or other regulatory laws, may increase our costs, expose us to potential liability, and otherwise harm our business.

Our operations are subject to new and future environmental and safety regulation in all of the countries and regions in which we conduct business. Such regulations include requirements relating to climate change laws and regulations, materials composition, sourcing, energy efficiency, and collection, recycling, treatment, transportation, and disposal of our electronics products, including restrictions on mercury, lead, cadmium, lithium metal, lithium ion, and other substances. If we fail to comply with applicable rules and regulations regarding the transportation, source, use, and sale of such regulated substances, we could be subject to liability. The costs under environmental and safety laws are difficult to predict, but could have an unfavorable impact on our business.

We may be subject to liability in connection with industrial accidents at our processing and production sites.

As our production processes are complex and involve the operation of tools, equipment and machinery which are potentially dangerous, industrial accidents resulting in personal injuries or even deaths may occur. Industrial accidents may occur at our processing and production sites, whether due to malfunctions of tools, equipment or machinery or other reasons. If this type of event were to occur, we may be held liable for the personal injuries or deaths and subject to monetary losses, fines or penalties or other forms of legal liability as well as business interruptions caused by equipment shutdowns for government investigation or implementation or imposition of safety measures. For example, work safety laws imposed by the local government authorities where we operate could impose compliance costs or reduce the efficiency of our operations, thereby materially and adversely affecting our business, financial condition and results of operations.

We could suffer a loss of revenue and increased costs, exposure to significant liability and other negative consequences if we sustain cyber-attacks or other data security breaches that disrupt our operations or if our products contain defects or items in their design or manufacture that affect our products or services.

We manage and store various proprietary information and sensitive or confidential data relating to our operations. In addition, our cloud computing businesses routinely process, store, and transmit large amounts of data for our customers, including sensitive and personally identifiable information. We may be subject to breaches of the information technology systems we use for these purposes. Computer programmers and hackers also may be able to develop and deploy viruses, worms, and other malicious software programs that attack our networks, products or otherwise exploit any security vulnerabilities in our system or our products. In addition, sophisticated hardware and operating systems and other software and applications that we produce or procure from third parties may contain defects or items in their design or manufacture, including “bugs” and other problems or tools that could unexpectedly interfere with the operation of the system or present previously unidentified or other security risks.

The costs to us to eliminate or address the foregoing security problems and security vulnerabilities are likely to grow as we expand our operations and these costs could be significant. Our remediation efforts may not be successful and could result in interruptions, delays, or cessation of service, and loss of existing or potential customers that may impede our sales, manufacturing, distribution, or other critical functions. In addition, breaches of our security measures and the unapproved dissemination of proprietary information or sensitive or confidential data about us or our customers or other third parties, could expose us, our customers, or other third parties affected to a risk of loss or misuse of this information, result in litigation and potential liability for us, damage our brand and reputation, or otherwise harm our business. There may also be an increase in cyber-attacks, such as social engineering (or phishing), on remote-working employees and contractors, which may be a result of quarantines and travel restrictions in relation to COVID-19.

We are subject to laws, rules, and regulations in countries where we operate relating to the collection, use, and security of user data. Our ability to execute transactions and to possess and use personal information and data in conducting our business subjects us to legislative and regulatory burdens that may require us to notify customers or employees of a data security breach. We have incurred, and will continue to incur, significant expenses to comply with mandatory privacy and security standards and protocols imposed by law, regulation, industry standards, or contractual obligations.

Our performance could be adversely affected by our failure to effectively hedge our exposure to fluctuations in foreign currency exchange rates and interest rates, and we are subject to counterparty default risks.

The majority of our product components are priced in U.S. dollars. However, in the years ended March 31, 2020, 2021 and 2022, only approximately 26% to 28% of our revenue was denominated in U.S. dollars. Accordingly, our margins are vulnerable to changes in the values of currencies relative to each other.

We use forward contracts and other derivative instruments to protect against foreign currency exchange rate risks. As a result, we are subject to the risk that the counterparty to one or more of these arrangements will default, either voluntarily or involuntarily, on its performance under the terms of the arrangement. In times of market distress, a counterparty may default rapidly and without notice to us, and we may be unable to take action to cover our exposure, either because we lack the contractual ability or because market conditions make it difficult to take effective action. If one of our counterparties becomes insolvent or files for bankruptcy, our ability eventually to recover any losses suffered as a result of that counterparty's default may be limited by the liquidity of the counterparty or the applicable legal regime governing the bankruptcy proceeding. In the event of such default, we could incur significant losses, which could harm our business and negatively impact our results of operations and financial condition. In addition, the effectiveness of our hedges depends on our ability to accurately forecast future cash flows, which is particularly difficult during periods of uncertain demand for our products and highly volatile exchange rates. As a result, we could incur significant losses from our hedging activities if our forecasts are incorrect. In addition, our hedging activities may be ineffective or may not offset any or more than a portion of the adverse financial impact resulting from currency variations. Gains or losses associated with hedging activities also may impact our revenue and to a lesser extent our cost of sales and financial condition.

Our insurance coverage may not be sufficient.

Our business operations are subject to inherent risks, such as industrial accidents, product liabilities, labor disputes, environmental risks, and natural disasters such as inclement weather conditions, floods, earthquakes and fires. These events may cause a disruption or cessation in our operations, and may adversely affect our business, financial condition, results of operations and prospects. Although we believe our insurance coverage is in line with industry peers, our insurance may not be adequate to cover all potential liabilities or risks to which we may be subject. Further, there is no assurance that insurance will be generally available in the future or, if available, that the premiums will not increase or remain commercially justifiable. The occurrence of any of these events may result in the interruption of our operations, damage to our reputation and subject us to significant losses or liabilities. If we incur substantial liability and the insurance does not, or is insufficient to, cover our liability, our business, financial condition, results of operations and prospects may be adversely affected.

If we or our subsidiaries are unable to comply with the restrictions and covenants in our respective debt agreements, there could be a default under the terms of these agreements, which could cause repayment of the relevant debt to be accelerated.

If we or our subsidiaries are unable to comply with the restrictions and covenants in our respective current or future debt agreements, there could be a default under the terms of these agreements. Some of our debt agreements contain (or may in the future contain) cross-acceleration or cross-default provisions. See "*Management's Discussion and Analysis – Liquidity and Capital Resources – Indebtedness and Other Financing Arrangements*" for more information on our borrowings. As a result, the default by us or such subsidiary under one debt agreement may cause the acceleration of repayment of other debt, or result in a default under our or our subsidiaries' other debt agreements. If any of these events occur, there can be no assurance that the assets and cash flows of us and our subsidiaries would be sufficient to repay in full all of such indebtedness, or that we would be able to find alternative financing. Even if alternative financing could be obtained, there can be no assurance that it would be on terms that are favorable or acceptable to us.

We may experience fluctuations in our tax obligations and effective tax rate.

We are subject to income taxes in federal and applicable state and local tax jurisdictions in the United States, China and other jurisdictions. We record tax expense based on our estimates of current and future payments, which include reserves for estimates of uncertain tax positions. As a result, there could be ongoing variability in our quarterly tax rates as taxable events occur and exposures are reevaluated. Further, our effective tax rate in any financial statement period may be materially affected by changes in the mix and level of earnings.

In addition, we cannot predict whether quotas, duties, taxes, or other similar restrictions will be imposed by the United States or other countries upon the import or export of our products and services, or what effect any of these actions would have, if any, on our business, financial condition, or results of operations. The adverse impact of certain proposals on our tax expense and profitability could be material, and we may not be able to fully offset any such incremental tax increase through product price increases or otherwise. Accordingly, changes in regulatory, geopolitical, social or economic policies, and other factors may have a material adverse effect on our business in the future or may require us to exit a particular market or significantly modify our current business practices.

The PRC government's control of foreign currency conversion may limit our foreign exchange transactions.

The PRC government limits the convertibility of RMB into foreign currencies and, in certain cases, the remittance of currency out of the PRC. We receive a substantial portion of our revenues in RMB and may need to convert RMB to foreign currency in order to meet our foreign currency obligations. The PRC's foreign exchange regulations allow payments of current account items, including profit distributions, interest payments and expenditures from trade, to be made in foreign currencies without prior approval, subject to certain procedural requirements. However, capital account transactions remain subject to foreign exchange controls, including repayment of indebtedness denominated in foreign currencies. Approval from appropriate banks appointed by Chinese governmental authorities is required where RMB is to be converted into foreign currency and remitted out of China to pay capital expenses, such as the repayment of loans denominated in foreign currencies. Foreign exchange controls with respect to capital accounts could affect our ability to obtain foreign exchange through debt or equity financing. In the future, we cannot be certain that the PRC government will not also restrict access to foreign currencies for current account transactions. Shortages in the availability of foreign currency may limit our ability to satisfy our foreign currency-denominated obligations. In the past, there have been shortages of U.S. dollars or other foreign currency available for conversion of RMB in the PRC, and it is possible that such shortages may occur again, or that restrictions on conversion could be implemented. If the foreign exchange control system prevents us from obtaining sufficient foreign currency to satisfy our currency demands, we may not be able to make payments in foreign currencies.

Unfavorable outcomes in tax audits and other tax compliance matters, or adverse legislative or regulatory tax changes could result in an increase in our future current tax expense or our effective income tax rate.

The application of tax laws to our operations and past transactions involves some inherent uncertainty. We are continually under audit in various tax jurisdictions. Although we believe our tax positions are appropriate, we may not be successful in resolving potential tax claims that arise from these audits. An unfavorable outcome in certain of these matters could result in a substantial increase to our tax expense. In addition, our provision for income taxes could be impacted by changes in the valuation of deferred tax assets.

In addition, changes in tax laws in the jurisdictions where we operate could adversely affect our operations and profitability. In recent years, numerous legislative, judicial, and administrative changes have been made in the provisions of tax laws applicable to us and companies similar to us. Additional changes to the tax laws are likely to continue to occur, and such changes may adversely affect our tax liability.

China’s economic, political and social conditions, as well as its regulatory policies, could significantly affect China’s financial markets, as well as our liquidity, access to capital and ability to operate our business.

A significant portion of our assets are located in China, and we derived 21.4%, 23.5% and 25.7% of our revenue for the years ended March 31, 2020, 2021 and 2022, respectively, from our operations in China. Accordingly, our results of operations, financial condition and prospects are subject to economic, political, social and legal developments in China. China’s economy differs from the economies of developed countries in many respects, including the amount of government involvement, level of development, growth rate, control of foreign exchange, setting of monetary policy, state ownership of productive assets, allocation of resources and preferential treatment to particular industries or companies.

While China’s economy has experienced significant growth in the past 40 years, growth has been uneven across different regions and economic sectors and its continued growth has faced downward pressure since 2008, with annual GDP growth rate declining from 9.5% in 2011 to 6.1% in 2019 according to the National Bureau of Statistics of China. COVID-19 has adversely affected China’s economy, and China’s GDP growth declined to 2.3% in 2020. While China’s GDP increased by 8.1% in 2021, there is no assurance that China’s growth can be sustained at historic rates or at all. The PRC government has implemented various measures to encourage economic development and guide the allocation of resources. Some of these measures benefit the overall economy of China, but may negatively affect us. In addition, any form of government control or new laws and regulations, including changes to existing laws and regulations or the interpretation or enforcement thereof, depending on the nature and extent of such changes and our ability to make corresponding adjustments, may result in a material adverse effect on our business and operating results. If the business environment in China deteriorates, our business in China may also be materially adversely affected.

Our ability to access financing could be adversely affected by PRC regulations.

Laws, regulations and policies issued in the PRC may apply to us. For example, the NDRC issued the NDRC Circular, which came into effect on September 14, 2015. The NDRC Circular requires domestic enterprises and/or their overseas controlled enterprises or branches to procure the registration of any issue of debt securities outside the PRC with the NDRC prior to such issue, and to notify the NDRC of the particulars of such issue within a prescribed timeframe after such issue. The NDRC’s acceptance of any application for registration is subject to the availability of a sufficient amount within the NDRC’s stipulated foreign debt aggregate quota (the “Aggregate Quota”). Registrations for issue of foreign debt may not be accepted by the NDRC for either administrative reasons or due to the Aggregate Quota having been fully utilized at the time of filing. There is also no assurance that any registration with the NDRC will not be revoked or amended in the future.

The application of relevant laws, regulations and policies issued in the PRC, such as the NDRC Circular, could therefore restrict our ability to raise debt financing and could also impose registration and reporting requirements that could affect our ability to raise debt financing in a timely manner.

RISKS RELATING TO CERTAIN DATA, FORECASTS AND STATISTICS IN THIS OFFERING CIRCULAR

Certain data, forecasts and statistics in this Offering Circular are derived from various official or third-party sources and may not be accurate, reliable, complete or up-to-date.

Market data and certain industry forecasts and statistics in this Offering Circular, including our market share information, have been derived from various official or third-party sources, including market research, publicly available information and industry publications. Although this information is believed to be reliable, it has not been independently verified by us or our directors and advisers or the Trustee, the Paying Agent, the Transfer Agent or the Registrar or any of their respective directors, officers, affiliates or advisors. Therefore, we cannot assure you as to the accuracy and reliability of such data, forecasts and statistics, which may not be consistent with other information compiled inside or outside the PRC, and may not be complete or up-to-date. Such facts, forecasts and statistics include those set out in “*Business – Overview*” and “*Business – Our Strengths*.” Because of possibly flawed or ineffective collection methods or discrepancies between published information and market practice and other problems, the statistics herein may be inaccurate or may not be comparable to statistics produced for other economies, and you should not place undue reliance on them. Furthermore, we cannot assure you that they are stated or compiled on the same basis, or with the same degree of accuracy, as similar statistics presented elsewhere. In all cases, you should consider carefully how much weight or importance you should attach to or place on such data, forecasts or statistics.

RISKS RELATING TO THE NOTES

The Notes do not restrict our ability to incur additional debt, repurchase the Notes or repay other indebtedness or to take other actions that could negatively impact holders of the Notes.

We are not restricted under the terms of the Notes from incurring additional debt or from repurchasing the Notes or repaying other indebtedness. Future incurrence of indebtedness may increase the risks related to us as described in this Offering Circular. In addition, the covenants applicable to the Notes do not require us to achieve or maintain any minimum financial results relating to our financial positions or results of operations. Our ability to recapitalize, incur additional debt and take other actions that are not limited by the terms of the Notes could have the effect of diminishing our ability to make payments on the Notes when due.

Payments on the Notes may be structurally subordinated to the indebtedness of our subsidiaries, and effectively subordinated to our secured debt to the extent of the value of the collateral securing such indebtedness.

The Notes are solely our obligation and are not obligations of, or guaranteed by, our subsidiaries. In general, in an insolvency scenario of a subsidiary or affiliated company claims of the creditors of the subsidiary or affiliated company, including trade creditors, secured creditors and unsecured creditors holding indebtedness and guarantees issued by such subsidiary, will have priority with respect to the assets and profit of that subsidiary or affiliated company over the claims of the creditors of their shareholders. Payments by our subsidiaries to their respective creditors will take precedence over dividend distributions to their shareholders, including us. Finally, the Indentures governing the Notes does not contain any limitation on the amount of liabilities that can be incurred by our subsidiaries.

The Notes are our unsecured obligations and will (i) rank equally in right of payment with all our other present and future senior unsecured indebtedness; (ii) be effectively subordinated to all of our present and future secured indebtedness to the extent of the value of the collateral securing such obligations; and (iii) be senior to all of our present and future subordinated obligations. As a result, claims of secured lenders, whether senior or junior, with respect to assets securing their loans will have priority with respect to those assets. In the event of our bankruptcy, insolvency, liquidation, reorganization, dissolution or other winding up, or upon any acceleration of the Notes, these assets will be available to pay obligations on the Notes only after all other debt secured by these assets has been repaid in full. Any remaining assets will be available to you ratably with all of our other unsecured and unsubordinated creditors, including trade creditors. If there are not sufficient assets remaining to pay all these creditors, then all or a portion of the Notes then outstanding would remain unpaid.

The Notes are subject to our optional redemption and may have a lower market value than notes that cannot be redeemed.

We have the option to redeem the Notes, in whole or in part, at the applicable price and dates as described under “*Description of the Series A Notes – Optional Redemption*” and “*Description of the Series B Notes – Optional Redemption*” at any time. Such an optional redemption feature is likely to limit the market value of the Notes, and the market value of those Notes generally will not rise substantially above the price at which they can be redeemed. We may be expected to redeem the Notes when our cost of borrowing (taking into account costs of exercising such optional redemption) is lower than our costs under the Notes. At those times, you may not be able to reinvest the redemption proceeds at an effective interest rate to achieve the returns you would have been able to achieve had there been no redemption. You should consider reinvestment risk in light of other investments available at that time.

The Notes are unsecured obligations.

As the Notes are unsecured obligations, the repayment of principal and the payment of interests may be compromised if:

- there is a default in payment under our future secured indebtedness or other unsecured indebtedness;
- there is an acceleration of any of our indebtedness; or
- we enter into bankruptcy, liquidation, reorganization or other winding-up proceedings.

If any of these events occur, our assets and any amounts received from the sale of such assets may not be sufficient to pay amounts due on the Notes.

The Notes being issued as “green bonds” may not meet investor expectations or requirements.

We intend to apply an amount equivalent to the net proceeds of the Green Notes to finance or refinance, in whole or in part, one or more of the Issuer’s new or existing Eligible Projects, in accordance with the Green Finance Framework. Prospective investors should have regard to the information set out in the section “*Use of Proceeds*” and “*Green Finance Framework*” and determine for themselves the relevance of such information for the purpose of an investment in the Green Notes together with any other investigation they deem necessary.

No assurance is given that such use of proceeds will satisfy any present or future investment criteria or guidelines with which an investor is required, or intends, to comply, in particular with regard to any direct or indirect environmental or sustainability impact of any project or uses, the subject of or related to the Green Finance Framework.

There is currently no clear definition (legal, regulatory or otherwise) of, nor market consensus as to what constitutes, a “green”, “environmental”, “sustainability” or an equivalently-labelled project or investment, or as to what exact characteristics or attributes may be required for a particular project to be defined as “green”, “environmental”, “sustainability” or such other equivalent label, and no assurance can be given that a clear definition of or consensus regarding such projects will develop over time. No assurance can be given that use of such net proceeds to fund any Eligible Projects will meet investor expectations or requirements regarding such “green”, “sustainable”, “social” or similar labels (including Regulation (EU) 2020/852 on the establishment of a framework to facilitate sustainable investment (the so called “EU Taxonomy”) or Regulation (EU) 2020/852 as it forms part of domestic law in the United Kingdom by virtue of the EUWA). Each prospective investor should have regard to the factors described in the Green Finance Framework and the relevant information contained in this Offering Circular and seek advice from their independent financial adviser or other professional adviser regarding its purchase of the Green Notes before deciding to invest.

We engaged an independent third-party consultant with recognized expertise in environmental, social and governance research and analysis to review the Green Finance Framework and to provide a second party opinion (“SPO”). The SPO provides an opinion on certain environmental and related considerations and is a statement of opinion, not a statement of fact. No representation or assurance is given as to the suitability or reliability of the SPO or any opinion or certification of any third party made available in connection with the Green Notes, and in particular, with respect to whether the Green Notes or any Eligible Projects fulfill any environmental, social sustainability and/or other criteria. The SPO and any other such opinion or certification is not intended to address any credit, market or other aspects of any investment in any Note, including without limitation market price, marketability, investor preference or suitability of any security or any other factors that may affect the value of the Green Notes. The SPO or any such opinion or certification is not a recommendation to buy, sell or hold the Green Notes and is current only as of the date it was issued and are subject to certain disclaimers set out therein. As at the date of this Offering Circular, the providers of such opinions and certifications are not subject to any specific regulatory or other regime or oversight. Furthermore, the SPO is for information purposes only and the independent third-party providing such SPO does not accept any form of liability for the substance of the SPO and/or any liability for loss arising from the use of the SPO and/or the information provided in them. Any withdrawal of any such opinion or certification or any additional opinion or certification attesting that we are not complying in whole or in part with any matters for which such opinion or certification is opining or certifying may have a material adverse effect on the value of the Green Notes and/or result in adverse consequences for certain investors with mandates to invest in securities to be used for a particular purpose. The SPO and the Green Finance Framework have been made available to investors on the Company’s website (<https://investor.lenovo.com/en/global/home.php>). Prospective investors must determine for themselves the relevance of any such opinion or certification and/or the information contained therein. The Company’s website, the SPO and any other such opinion or certification does not form part of, and is not incorporated by reference in, this Offering Circular.

While it is the current intention of the Issuer to apply the proceeds of the Green Notes and to report on the use of proceeds as described in “*Use of Proceeds*” and “*Green Finance Framework*” of this Offering Circular, there is no contractual obligation to do so. The Issuer has significant flexibility and discretion in allocating the net proceeds of the Green Notes, or an amount equivalent thereto, and there can be no assurance that any such Eligible Projects will be available or capable of being implemented in the manner anticipated and, accordingly, that such net proceeds, or an amount equivalent thereto, will be totally or partially disbursed for the Eligible Projects as intended. In addition, there can be no assurance that Eligible Projects will be completed as expected or achieve the impacts or outcomes (environmental, social or otherwise) originally expected or anticipated. None of a failure by the Issuer to allocate the proceeds of the Green Notes, or an amount equivalent thereto, or to report on the use of proceeds or Eligible Projects as anticipated, a failure of a third party to issue (or to withdraw) an opinion or certification or the failure of the Green Notes to meet investors’ expectations requirements regarding any “green”, “sustainable”, “social” or similar labels will constitute an Event of Default or breach of contract with respect to the Notes.

A failure of the Green Notes to meet investor expectations or requirements as to their “green”, “sustainable”, “social” or equivalent characteristics including the failure to apply proceeds for Eligible Projects as described under “*Green Finance Framework*”, the failure to provide, or the withdrawal of, a third party opinion or certification, the Green Notes not qualifying or ceasing to be listed or admitted to trading on any dedicated stock exchange or securities market as aforesaid or the failure by the Issuer to report on the use of proceeds or Eligible Projects as anticipated, may have a material adverse effect on the value of the Green Notes and/or may have consequences for certain investors with portfolio mandates to invest in green assets (which consequences may include the need to sell the Green Notes as a result of the Green Notes not falling within the investor’s investment criteria or mandate).

The Green Notes may not be included in any dedicated “green,” “environmental,” “social,” “sustainability” or other equivalently-labeled index, and any such inclusion may not be indicative of the suitability for the investment criteria of an investor.

While no assurance can be given that any such inclusion will happen, in the event that the Green Notes are included in any dedicated “green,” “environmental,” “social,” “sustainability” or other equivalently-labeled index, no representation or assurance can be given by us, any Initial Purchaser or any other person:

- that such inclusion would satisfy (or would continue to satisfy), whether in whole or in part, any present or future investor expectations or requirements, taxonomies or standards or other investment criteria or guidelines with which such investor or its investments are required to comply, whether by any present or future applicable laws or regulations or by its own by-laws or other governing rules or investment portfolio mandates, ratings mandates or other expectations, in particular with regard to any direct or indirect environmental, social or sustainability impact of any projects or uses, the subject of or related to, any Eligible Projects (and it should be noted that the criteria for any such inclusion in index may vary); or
- that any such inclusion will be maintained during the life of the Green Notes.

In the event that the Green Notes are included in such index, any change to the inclusion status of the Green Notes, including but not limited to the exclusion of the Green Notes from the index or the suspension or admission to trading of the Green Notes, may have a material adverse effect on the value of the Green Notes and/or result in adverse consequences for certain investors with portfolio mandates to invest in securities to be used for a particular purpose. Prospective investors must determine for themselves the relevance of any such inclusion for the purpose of any investment in the Green Notes.

The ratings of the Notes may be downgraded or withdrawn.

The Notes are expected to be rated “Baa2” by Moody’s, “BBB-” by S&P and “BBB” by Fitch. The ratings represent the opinions of the rating agencies and their assessment of our ability to perform our obligations under the Notes and credit risks in determining the likelihood that payments will be made when due under the Notes. A rating is not a recommendation to buy, sell or hold securities. The ratings can be lowered or withdrawn at any time. We are not obligated to inform holders of the Notes if the ratings are lowered or withdrawn. A reduction or withdrawal of the ratings may adversely affect the market price of the Notes and our ability to access the debt capital markets.

We may be able to redeem the Notes in whole for tax reasons at a redemption price equal to 100% of the principal amount plus accrued and unpaid interest in certain circumstances.

As described under “*Description of the Series A Notes – Optional Tax Redemption*” in the event that we are required to withhold from payments on the Notes and pay additional amounts with respect thereto as a result of changes in specified tax law or changes to an existing official position or the stating of an official position regarding the application or interpretation of such tax law (including in the event we are treated as a PRC resident enterprise and required to withhold taxes from payments on the Notes as a result of the stating of an official position), subject to certain exceptions, we may redeem the Notes in whole, but not in part, at a redemption price equal to 100% of the principal amount plus accrued and unpaid interest.

The insolvency laws of Hong Kong and other local insolvency laws may differ from those of another jurisdiction with which the holders of the Notes are familiar.

As we are incorporated under the laws of Hong Kong, any insolvency proceeding relating to us, even if brought in other jurisdictions, would likely involve Hong Kong insolvency laws, the procedural and substantive provisions of which may differ from comparable provisions of the local insolvency laws of jurisdictions with which the holders of the Notes are familiar.

A trading market for the Notes may not develop, and there are restrictions on resales of the Notes.

The Notes are a new issue of securities for which there is currently no trading market. Application will be made to the Hong Kong Stock Exchange for listing of, and permission to deal in, the Notes by way of debt issue to Professional Investors only. We have been advised that the Initial Purchasers intend to make a market in the Notes, but the Initial Purchasers are not obligated to do so and may discontinue such market-making activity at any time without notice. In addition, the Notes are being offered pursuant to exemptions from registration under the U.S. Securities Act and, as a result, the holders of the Notes will only be able to resell the Notes in transactions that have been

registered under the U.S. Securities Act or in transactions not subject to or exempt from registration under the U.S. Securities Act. The Notes and the Indentures under which the Notes are issued will contain provisions that will restrict the Notes from being offered, sold or otherwise transferred except pursuant to the exemptions available pursuant to Rule 144A or other exceptions under the U.S. Securities Act. It is your obligation to ensure that your offers and sales of the Notes within the United States and other countries comply with applicable securities laws. See “*Transfer Restrictions.*” We cannot predict whether an active trading market for the Notes will develop or be sustained.

Investment in the Notes may subject investors to foreign exchange-related risks.

The Notes are denominated and payable in U.S. dollars. If an investor measures its investment returns by reference to a currency other than U.S. dollars, an investment in the Notes entails foreign exchange-related risks, including possible significant changes in the value of the U.S. dollar relative to the currency by reference to which an investor measures its investment returns, due to, among other things, economic, political and other factors over which we have no control. Depreciation of the U.S. dollar against such currency could cause a decrease in the effective yield of the Notes below their stated coupon rates and could result in a loss when the return on the Notes is translated into such currency. In addition, there may be tax consequences for investors as a result of any foreign currency gains resulting from any investment in the Notes.

Developments in other markets may adversely affect the market price of the Notes.

The market price of the Notes may be adversely affected by declines in the international financial markets and world economic conditions. The market for our securities is, to varying degrees, influenced by economic and market conditions in other markets, especially those in Asia. Although economic conditions are different in each country, investors’ reactions to developments in one country can affect the securities markets and the securities of issuers in other countries. Since the sub-prime mortgage crisis in 2008, the international financial markets have experienced significant volatility. If similar developments occur in the international financial markets in the future, the market price of the Notes could be adversely affected.

We will follow the applicable corporate disclosure standards for debt securities listed on the Hong Kong Stock Exchange, which standards may be different from those applicable to companies in certain other countries.

We will be subject to reporting obligations in respect of the Notes to be listed on the Hong Kong Stock Exchange. The disclosure standards imposed by the Hong Kong Stock Exchange may be different than those imposed by securities exchanges in other countries or regions such as the United States or Singapore. As a result, the level of information that is available may not correspond to what investors in the Notes are accustomed to.

CAPITALIZATION AND INDEBTEDNESS

The table below sets forth our consolidated capitalization and indebtedness as at March 31, 2022, (1) on an actual basis as derived from the Issuer’s consolidated financial information as at and for the year ended March 31, 2022 included elsewhere in this Offering Circular and (2) as adjusted to give effect to the proceeds of US\$625,000,000 from the issuance of the Series A Notes and US\$625,000,000 from the issuance of the Series B Notes, each before deducting underwriting commissions and certain estimated expenses related to this offering. The table below should be read in conjunction with the sections entitled “*Use of Proceeds*” and “*Summary Financial and Other Information*,” and our audited consolidated financial statements as at and for the year ended March 31, 2022 and related notes included elsewhere in this Offering Circular.

	As at March 31, 2022	
	Actual	As Adjusted
	(in US\$ thousands)	
Long-term indebtedness (non-current portion)		
Long-term loan	1,045	1,045
Notes	1,990,888	1,990,888
Convertible bonds	641,415	641,415
Series A Notes to be issued in this offering	–	625,000
Series B Notes to be issued in this offering	–	625,000
Total long-term indebtedness (non-current portion)	2,633,348	3,883,348
Owners’ equity		
Share capital ⁽¹⁾	3,203,913	3,203,913
Reserves	1,786,726	1,786,726
Equity attributable to owners of the Company	4,990,639	4,990,639
Other non-controlling interests	951,415	951,415
Put option written on non-controlling interests ⁽²⁾	(547,353)	(547,353)
Total equity	5,394,701	5,394,701
Total capitalization⁽³⁾	8,028,049	9,278,049

(1) Represents 12,041,705,614 voting ordinary shares issued and fully paid.

(2) Represents the put options granted under our joint venture agreement with Fujitsu Limited and our option agreement with Hefei Yuan Jia Start up Investment LLP. For more details, please refer to note 27(b) of the Company’s audited consolidated financial information as at and for the year ended March 31, 2022.

(3) Total capitalization equals total long-term indebtedness (non-current portion) plus total equity.

Other than as disclosed above, there have been no material changes in the Company’s consolidated capitalization or indebtedness since March 31, 2022.

USE OF PROCEEDS

USE OF PROCEEDS FOR THE SERIES A NOTES

The Issuer estimates that the net proceeds from the sale of the Series A Notes will be approximately US\$619,240,000 after deducting underwriting commissions and certain estimated expenses related to the offering of the Series A Notes.

The Issuer intends to use an amount equivalent to the net proceeds from the sale of the Series A Notes to finance or refinance, in whole or in part, one or more of the Issuer's new or existing Eligible Projects, such as green buildings and renewable energy projects, in accordance with the Green Finance Framework. See "*Green Finance Framework*."

The foregoing represents the Issuer's current intention to use and allocate an amount equivalent to the net proceeds from the sale of the Series A Notes based upon its present plans and business conditions. The Issuer has significant flexibility and discretion in allocating the net proceeds of the Series A Notes, or an amount equivalent thereto, and there can be no assurance that any such Eligible Projects will be available or capable of being implemented in the manner anticipated and, accordingly, that such net proceeds, or an amount equivalent thereto, will be totally or partially disbursed for the Eligible Projects as intended.

USE OF PROCEEDS FOR THE SERIES B NOTES

The Issuer estimates that the net proceeds from the sale of the Series B Notes will be approximately US\$619,240,000 after deducting underwriting commissions and certain estimated expenses related to the offering of the Series B Notes.

The Issuer intends to use the net proceeds from the sale of the Series B Notes to purchase certain securities (the "Tender Offer Securities") subject of a tender offer memorandum dated July 18, 2022 (the "Tender Offer Memorandum") pursuant to the terms set forth in the Tender Offer Memorandum and for working capital purposes.

GREEN FINANCE FRAMEWORK

OVERVIEW

Our Green Finance Framework (the “Green Finance Framework”) articulates how we intend to issue green bonds or loans and other debt-like financings (“Green Financing Transactions”) to fund projects that we expect will contribute to positive environmental and social impacts.

We have worked with an independent third-party consultant with recognized expertise in environmental, social and governance research and analysis to (i) assess our Green Finance Framework for alignment with the International Capital Markets Association (“ICMA”), Loan Market Association (“LMA”), Asia Pacific Loan Market Association (“APLMA”), and Loan Syndications and Trading Association (“LSTA”) principles and guidelines.

The Green Finance Framework is available on our website at <https://investor.lenovo.com/en/global/home.php>. We have received a second party opinion (“SPO”) by an independent third-party consultant. For the avoidance of doubt, the Green Finance Framework, any SPO or other information contained on our website do not constitute part of, and are not incorporated by reference into, this Offering Circular.

In alignment with the ICMA Green Bond Principles 2021 and the LMA, APLMA and LSTA Green Loan Principles 2021, we will endeavor that each Green Financing Transaction will adopt the following core components: (1) use of proceeds; (2) process for project evaluation and selection; (3) management of proceeds; and (4) reporting.

USE OF PROCEEDS

The net proceeds or an equivalent amount of each Green Financing Transaction will be allocated to projects that fall under the eligible green projects that meet the eligibility criteria as specified in the Green Finance Framework (“Eligible Projects”). The table below sets out further information on the eligibility criteria for Eligible Projects.

Categories	Eligibility Criteria	Contribution to Sustainable Development Goals (“SDGs”)
Energy Efficiency	Investments and expenditure related to energy-efficiency features, upgrades and retrofitting that result in improved energy efficiency, including but not limited to: <ul style="list-style-type: none"> • Installation of low energy lighting and related electrical equipment • HVAC system and chillers energy efficiency upgrades • Equipment replacement • Building energy management systems • Maintenance program • Data center/computer server room energy efficiency upgrades that achieve an annualized Power Usage Effectiveness of <1.5 • Energy efficiency in production processes 	7. Affordable and Clean Energy 9. Industry, Innovation and Infrastructure

Categories	Eligibility Criteria	Contribution to Sustainable Development Goals (“SDGs”)
	Investments and expenditure related to the research, design, and development of energy-efficient products (including but not limited to those that meet the current ENERGY STAR, EPEAT (Silver or above) and/or TCO requirement) that result in improved energy efficiency, reduced product carbon footprint, or improved emission intensity of sold products.	
Renewable Energy	Investments and expenditure related to the construction, operation, and procurement (long-term, project-tied power purchase agreements) of renewable energy sources, including but not limited to: <ul style="list-style-type: none"> • On-site or off-site solar projects • Offshore and onshore wind • Biofuels and biogas 	7. Affordable and Clean Energy
Green Buildings	Investments and expenditure related to the construction, renovation, retrofitting of new and/or existing buildings/facilities that have received or are expected to receive a recognized local and/or international green building certification, such as: <ul style="list-style-type: none"> • China Green Building Evaluation Label – 2 stars or above • BEAM Plus – gold or above • U.S. Leadership in Energy and Environmental Design (LEED) – gold or above 	9. Industry, Innovation and Infrastructure
Circular Economy Adapted Products, Production and Processes	Investments and expenditure related to the design, development, and introduction of products, packaging and services that support a circular economy through actions including but not limited to: <ul style="list-style-type: none"> • Use of recycled content • Use of reusable or recyclable materials, components and products • Improving the repairability or recyclability • Extending product life • Offering of services to support reuse or recycling of end of life electronics and IT products 	12. Responsible Consumption and Production
Clean Transportation	Investments and expenditure in low energy consuming or low emission transportation assets.	11. Sustainable Cities and Communities

PROCESS FOR PROJECT EVALUATION AND SELECTION

Our Green Finance Working Group (“GFWG”) will be responsible for the management of the Green Finance Framework and the compliance of all finance instruments issued under the Green Finance Framework. The GFWG consists of senior representatives from our finance, treasury, legal, ESG, real estate and global supply chain departments.

The GFWG may be supplemented from time to time, or expanded, by the inclusion of representatives from other relevant Lenovo departments. The GFWG may consult with other organizations within Lenovo for guidance and direction including the ESG Executive Oversight Committee.

For new Green Financing Transactions, our finance team will coordinate and compile the submission of identified projects for the GFWG's review. The identified projects' environmental and/or social credentials will be obtained and confirmed via liaison with relevant business partners and internal departments. The GFWG will consider potential projects, assess their eligibility, and approve those that qualify as Eligible Projects.

The GFWG will consider all proposed projects holistically and aim to ensure that all approved projects financed under the Green Finance Framework have net-positive environmental and social impacts for stakeholders and the wider society. As part of the assessment process, the GFWG will consider:

- The environmental and/or social assessments of the projects and any potential environmental and/or social risks;
- The alignment of the projects with Lenovo's sustainability strategy and policies including SDG priorities; and
- The projects' compliance with relevant local, national, and/or international regulatory requirements and market standards.

The proceeds of each green debt instrument can be used for both the financing and/or refinancing of Eligible Projects.

The GFWG will review the eligibility of those projects every year. Should a project be considered by GFWG to be no longer meeting the criteria detailed above or is subject to postponement, cancellation or divestment, we are committed to reallocating proceeds on a best-effort basis to ensure an amount equal to the net proceeds are allocated to Eligible Projects. Such monitoring will be done throughout the life of the green instruments.

MANAGEMENT OF PROCEEDS

The proceeds from each Green Financing Transaction will be managed by our finance team with oversight by the GFWG. We will track the allocation of proceeds to Eligible Projects within our internal management system including the following information:

- *Type of Funding Transaction:* Key information includes issuer/borrower entity, transaction date, number of transactions, principal amount of proceeds, repayment or amortization profile, maturity date, interest or coupon, and the ISIN number in case of bond transaction.

- *Allocation of Proceeds:*
 - Name and description of Eligible Projects to which the proceeds of the green instruments have been used in accordance with the Green Finance Framework;
 - Allocation of the proceeds of the green instruments to Eligible Projects;
 - The balance of unallocated proceeds; and
 - Information on temporary investment for unallocated proceeds.

Pending allocation, net proceeds from the sale of green instruments such as the Green Notes will be invested in cash, cash equivalents or deposits, subject to exclusions criteria. For each issuance under the Green Finance Framework, we will review the internal management system once a year and expect to achieve full allocation within two years from the date of issuance.

REPORTING

We will provide information on the allocation of proceeds on our website, and/or as part of our Environmental, Social and Governance Report until all the net proceeds of green instruments such as the Green Notes have been fully allocated (annually or more frequently in case of material developments). Information will include the aggregate amount allocated to various Eligible Project categories, allocation amount by geography, proportion between financing and refinancing, examples of the Eligible Projects, and amount of unallocated proceeds and its temporary treatment.

Where possible, we will report on the environmental impacts associated with the Eligible Projects funded with the net proceeds of the Green Financing Transactions. Subject to the nature of Eligible Green Projects and availability of information, we aim to include, but not limited to, the following Impact Indicators:

- *Energy Efficiency:* Annual energy conserved (MWh or GJ); Annual GHG emissions reduced or avoided in metric tonnes of CO₂ equivalent.
- *Renewable Energy:* Annual renewable energy generation (MWh or GJ); Annual GHG emissions reduced or avoided in metric tonnes of CO₂ equivalent.
- *Green Buildings:* Number of green buildings constructed or renovated; area of green buildings built (in square feet or square meters).
- *Circular Economy Adapted Products, Production and Processes:* Annual waste reduced, avoided or prevented in tonnes; Annual number of circular economy materials, components or products designed or introduced.
- *Clean Transportation:* Number and type of clean transportation assets acquired; Annual GHG emissions reduced or avoided in metric tonnes of CO₂ equivalent.

MANAGEMENT’S DISCUSSION AND ANALYSIS OF FINANCIAL CONDITION AND RESULTS OF OPERATIONS

The following is a discussion of our financial condition and results of operations as at and for the years ended March 31, 2020, 2021 and 2022 and of the material factors that we believe are likely to affect our financial condition and results of operations. You should read this section in conjunction with the section entitled “Summary Financial and Other Information” and our audited consolidated financial statements and related notes included elsewhere in this Offering Circular. Our consolidated financial statements have been prepared in accordance with HKFRS. This discussion contains forward-looking statements that involve risks and uncertainties about our business and operations. Our actual results may differ materially from those we currently anticipate as a result of many factors, including those we describe under “Risk Factors” and elsewhere in this Offering Circular. For a discussion of forward-looking statements, see “Forward-Looking Statements.”

OVERVIEW

We are a leading technology company that develops, manufactures and markets high-quality, easy-to-use technology products and services for enterprises and consumers worldwide. In 2022, we ranked 159th on the Forbes’ Global 500 list, and as at March 31, 2022, we employed approximately 75,000 people worldwide. Focused on a bold vision to deliver smarter technology for all, we are developing world-changing technologies that create a more inclusive, trustworthy and sustainable digital society. By designing, engineering and building the world’s most complete portfolio of smart devices and infrastructure, we are also leading an Intelligent Transformation – to create better experiences and opportunities for millions of customers around the world.

Effective April 1, 2021, we revised our business segmentation and established our Solutions and Services Group (“SSG”). SSG integrates all services and solutions that we offer to drive growth in smart verticals, support services, managed services and our as-a-service, or aaS, offerings. Our industry-leading Infrastructure Solutions Group (“ISG”) business delivers one-stop IT solutions, which have expanded from server to full-stack offerings including storage, software-defined infrastructure, software, and services. Our Intelligent Devices Group (“IDG”) consists of our PC, tablet, smartphone, and other smart devices businesses, with leading market positions in their respective global sectors.

Our strengths across various segments translate into robust financial performance. Our revenue grew from US\$50,716 million in the year ended March 31, 2020 to US\$60,742 million in the year ended March 31, 2021, and further to US\$71,618 million in the year ended March 31, 2022. At the same time, our net profit margin increased from 1.6% in the year ended March 31, 2020 to 2.2% in the year ended March 31, 2021 and 3.0% in the year ended March 31, 2022. In addition, our EBITDA margin increased consistently: 5.3%, 5.8% and 6.6% in these same respective years.

We expect to announce our unaudited financial results for the three months ended June 30, 2022 on or about August 10, 2022.

KEY FACTORS AFFECTING OUR RESULTS OF OPERATIONS

Our results of operations have been, and are expected to continue to be, materially affected by a number of factors, many of which are outside of our control, including the following:

General Factors

Our business and operating results are affected by general factors affecting the information technology industry in the markets where we focus. These factors include:

- Overall economic growth and level of per capita disposable income in the various countries in which we market our products and services;
- Growth and competition in the PC, smartphone and other smart devices markets;
- Growth and competition in the data center market; and
- New and innovative technologies that could revolutionize our industry.

Changes in any of these general economic and industry conditions could materially affect demand for our products and services and correspondingly materially affect our results of operations.

Specific Factors

Our results of operations are also affected by specific factors affecting our results of operations, including the following major factors:

Popularity of Our Products

We derive a substantial majority of our revenue from our IDG segment. For the years ended March 31, 2020, 2021 and 2022, IDG revenue accounted for 89.2%, 87.3% and 87.0% of our total revenue, respectively. The revenue information for the year ended March 31, 2020 is not comparable to that for the years ended March 31, 2021 and 2022 because of our adjustment of business segmentation. See “– Key Components of Results of Operations – Revenue” in this section for more details. The markets in which we operate these businesses are characterized by rapid changes in customer preferences. To maintain our growth and competitive position, we must continue to innovate and offer our customers the most current and desired product features at competitive prices. For example, we launched the world’s first foldable screen laptop, the X1 Fold and more recently X1 Nano, our lightest ThinkPad ever; the first 5G-connected PC; our gaming device – Legion Y-Series; and our Think Smart Collaboration, a smarter audio and video conference solutions at home or in offices. For smartphone, we also launched Motorola Edge and Edge+, in addition to the previously launched foldable smartphone – Motorola razr. We also introduced other smart devices such as ThinkReality A3 lightweight smart glasses. Our operating results have been, and will continue to be, affected by our ability to stimulate customer demand for new and upgraded products and to anticipate and respond to emerging customer preferences and demands. To accomplish this, we will need to ensure our continuing and timely development of new products, as well as enhancements to our existing products.

Product, Customer and Geographic Sales Mix and Seasonal Sales Trends

Our results of operations for any particular year or period may be adversely affected by changes in the mix of products, customers and geographic markets reflected in our sales for that period, as well as by seasonal trends. Our profit margins vary among products, services, customers and geographic markets. In addition, our business is generally stronger in the third quarter of our financial year (the fourth quarter of the calendar year), due to the combined effect of government and enterprise customers spending unutilized budgets and the festive season in many countries, while our fourth quarter (the first quarter of the calendar year) is usually the weakest, due to the combined effect of Chinese New Year and the uncertainty caused by the new budgets in our public sector and enterprise accounts.

Marketing and Brand Promotion

To support our global footprint, we engage in active marketing campaigns that promote focused brand awareness, market new products and services, and expand our customer base. For example, in 2019 we launched our vision “Smarter Technology for All” with the largest brand campaign in our company history, running in the top 12 markets and reinforcing how our customers are using smarter technology to significantly improve their lives, work and the planet. This campaign was tightly integrated with our global event series – including TechWorld, where we unveil our latest technology and key partnerships – and also used innovative digital media to drive deep engagement with our key customers. The results show increased awareness of our Lenovo brand, a significant improvement in the company’s reputation and also show that our customers increasingly see us as a top global technology company. We continue to retain our ranking as a top brand on highly regarded surveys and lists, including Brand Finance’s Global Top 500 Most Valuable Brand in 2022 and BrandZ China Top 50 in 2022. For the years ended March 31, 2020, 2021 and 2022 we had selling and distribution expenses of US\$2,972 million, US\$3,045 million and US\$3,746 million, respectively. We believe brand recognition and awareness have been and will continue to be important factors to our success.

Management of Our Global Operations

We are a truly global company in terms of both our production and sales. Geographically, revenue from China, AP, EMEA and the AG accounted for 25.7%, 16.3%, 25.5% and 32.5% of our revenue for the year ended March 31, 2022, respectively. Our financial condition has been and we expect it to continue to be affected by our ability to manage a variety of risks and to capitalize on opportunities associated with our international operations. These include our ability to develop and promote products that respond to the preferences of consumers in over 180 markets in which we sell our products and services, to manage a geographically dispersed workforce and adapt to local labor conditions and regulations, our ability to manage global supply chain and supply risk, as well as our ability to manage our operations against the backdrop of ongoing instability or changes in a country’s or region’s economic or political conditions, including inflation, recession, interest rate or foreign exchange rate fluctuations and actual or anticipated military or political conflicts. See “*Risk Factors – Risks Relating to Our Business – Due to the international nature of our business, political or economic changes or other factors have in the past affected and could in the future harm our revenue, costs and expenses and financial condition.*”

Intelligent Transformation Driven by Smart IoT, Smart Infrastructure and Smart Verticals

We are a global technology company focused on customer-led innovation. As the world is heading towards the age of the “Internet of Things,” we expect an increasing number of the devices we offer and compete against will have computing, storage and networking modules built inside. Additionally, as we transition to an environment characterized by cloud computing and software being delivered as a service, we must continue to successfully develop and deploy cloud-based solutions for our customers. To capitalize on these developments, we have adopted an Intelligent Transformation strategy, which seeks to maintain and develop our strengths in our core, established markets and to explore and develop growth opportunities in line with our vision of “Smarter Technology for All.” Our sales of software as a service and other services typically achieve the highest margin among our products. We believe a deeper, service-led transformation will lead to new competencies across our business and offer new profitable revenue streams.

Hybrid Manufacturing Model and Efficient Supply Chain

We believe our hybrid manufacturing model and efficient supply chain are critical to improving our profitability. We utilize both in-house manufacturing capabilities and external manufacturers to achieve cost-efficiency and improved visibility of and control over our product-development process. We manufacture a significant portion of our products in-house through our manufacturing facilities in Argentina, Brazil, Germany, Hungary, India, Japan, Mexico, the United States and multiple locations in China. In addition to our in-house manufacturing capacity, we also outsource the remainder of our manufacturing requirements through original design manufacturing partnerships and joint venture arrangements. We leverage our hybrid manufacturing model to serve diverse needs from our customers. Failures of, or disruption in, any of these manufacturing facilities may materially negatively affect our results of operations. We intend to continue investing in manufacturing efficiencies in order to reduce our overall manufacturing costs. While we believe our hybrid model offers advantages over either a fully in-house or fully external manufacturing capability, these arrangements may be more complex to manage as compared to others in our industry. If we fail to expand our hybrid manufacturing capacity on a timely basis or in an appropriate scale, we may fail to achieve desired economies of scale and profitability. See “*Risk Factors – Risks Relating to Our Business – We face a number of risks and uncertainties arising from manufacturing a significant portion of our products in-house.*”

We manage a complex global supply chain with suppliers, manufacturing facilities, logistics hubs and consumers located across the globe. We maintain several single-source or limited-source supplier relationships. In addition, we sell our products primarily through third party distributors, resellers, retailers and network carriers for our mobile devices. Changes in our relationships with or the service capabilities of these third-party suppliers, distributors, resellers, retailers and network carriers, which can occur for various reasons in or out of our control, also have the potential to increase our expenses and adversely affect our results of operations. See “*Risk Factors – Risks Relating to Our Business – If we fail to properly manage the distribution of our products, our revenue, gross margin and profitability could suffer*” and “*Risk Factors – Risks Relating to Our Business – Our reliance on vendors for products and components, many of whom are single-source or limited-source suppliers, could harm our business by adversely affecting product availability, delivery, reliability and cost.*”

Investment in Technology, People and Infrastructure

We operate in an industry in which there are rapid technological advances in hardware, software, and service offerings; and we face aggressive product and price competition from both branded and generic competitors. To address these challenges, we must be a truly innovative company. We have made, and will continue to make, significant investments in technology, people and infrastructure, which will both enhance our customer experience and differentiate us from our competitors. For the years ended March 31, 2020, 2021 and 2022, our research and development expenses amounted to US\$1,336 million, US\$1,454 million and US\$2,073 million, respectively.

Our patent portfolio, especially our global patent portfolio, has grown rapidly in recent years as a result of our continued investments. We expect our future investments will include designing and developing new products and services with enhanced functionalities and features, as well as continued building of our patent reserve around the world. Talent attraction and retention are critical for our business, operations and growth prospects. We have provided a competitive compensation package, including fixed compensation, performance bonus, retirement benefits and equity-based compensation under our long term incentive program. For the years ended March 31, 2020, 2021 and 2022, our administrative expenses amounted to US\$2,525 million, US\$2,984 million and US\$2,944 million, respectively. We will continue to invest in our people, particularly engineers, researchers and scientists. In addition, we continue to upgrade and expand our technology infrastructure to keep pace with the growth of our business. Our key focus areas include: smart devices, artificial intelligence, cloud and edge computing, 5G, and smart solutions for selected verticals, and we expect to continue to invest in these areas for the foreseeable future.

Management of COVID-19 Pandemic

The COVID-19 pandemic and its outlook have affected our business in various ways, presenting challenges and opportunities that we continue to address.

COVID-19-related lockdowns have resulted in a mixed set of results. For lockdowns in locations where our production facilities and our suppliers are located, supply disruptions have impacted our operations, as has been the case of lockdowns in Shenzhen, China in the spring of 2022.

Although we have experienced unpredictable challenges across global supply chains in the last two years since the beginning of the COVID-19 pandemic, our operational results demonstrate that our size, scale, strong supplier and partner relationships, and unique hybrid manufacturing model have enabled us to maximize available supply. Our core competencies of innovation, operational excellence including a robust and flexible supply chain, and global or local footprint have helped us navigate any macro and micro challenges.

Due to the outbreak of COVID-19, our primary smartphone manufacturing site in Wuhan, China was shut down from late-January to late-February 2020, and became fully operational in April 2020. Although this interruption to our Wuhan manufacturing site resulted in product shortages that affected the results of our MBG in the last quarter of the year ended March 31, 2020, we managed to overcome short-term supply issues by taking advantage of other facilities of both our in-house and third-party manufacturing sites around the world. Given the current on-going COVID-19 situation, we closely monitor changing demand and inventory levels to identify gaps in supply and production capacity, and prepare contingency plans to minimize any disruptions. For example, we have developed a strong e-commerce strategy. While we strengthen our third-party e-commerce channels, we also enhance our in-house Lenovo.com sales channel. In addition, we have also built a new retail business model we call online-merge-offline that enables our online team to collaborate with offline partners and retail stores to provide a more efficient route to markets.

The global outbreak of COVID-19 reinforced the importance of using the power of technology to fight the pandemic and protect the wellbeing of society. This technological empowerment is expected to lead to secular growth trends in work-from-home and study-at-home arrangements with broad investment implications on PCs, cloud infrastructure and 5G services. In particular, the strong growth in data usage and accelerated public cloud migration have also boosted demand for our services and storage products. We target to capture these opportunities to deliver premium growth to the market, leveraging our operational efficiency and global footprint. For COVID-19-related risks, see *“Risk Factors – We could be adversely affected by the outbreaks of infectious diseases, such as the outbreak of the COVID-19 virus.”*

Cyber-attacks and Security Risk

We manage and store various proprietary information and sensitive and confidential data relating to our operations. In addition, our cloud computing businesses routinely process, store, and transmit large amounts of data for our customers, including sensitive and personally identifiable information. We believe our customers are focused on all aspects of cyber security, including information and physical security, intellectual property, and compliance requirements related to industry and government regulations.

Over the last several years, cyber-attacks have become more sophisticated, numerous, and pervasive. The costs to us to eliminate or address the security problems and security vulnerabilities are likely to grow as we expand our operations and these costs could be significant. See *“Risk Factors – Risks Relating to Our Business – We could suffer a loss of revenue and increased costs, exposure to significant liability and other negative consequences if we sustain cyber-attacks or other data security breaches that disrupt our operations or if our products contain defects or items in their design or manufacture that affect our products or services.”*

KEY COMPONENTS OF RESULTS OF OPERATIONS

Revenue

For the financial years ended March 31, 2020 and 2021, we reported revenue from two business segments: IDG and DCG. Effective April 1, 2021, we formed our SSG segment. We have also renamed our DCG business to the ISG business. Therefore, in our financial statements for the years ended March 31, 2022, we reported revenue from three business segments – IDG, ISG and SSG – for the years ended March 31, 2021 and 2022. We have not reclassified our financial information for the year ended March 31, 2020 to report revenue based on the three new business segments, which is burdensome, if not impracticable, for us to produce.

We currently generate our revenue from our IDG, ISG and SSG segments.

IDG. IDG revenue consists primarily of PCSD revenue and MBG revenue. PCSD revenue is derived from sales of notebook computers, desktop computers, tablets, and smart devices such as augmented reality devices. MBG revenue is derived from sales of smartphone devices, which include Motorola- and Lenovo-branded smartphones.

ISG. Previously known as DCG. ISG revenue is derived primarily from sales of data center devices, which includes our servers, storage, converged systems, networking, cloud service provider, software and services businesses.

SSG. Formed on April 1, 2021, our SSG segment integrates all services and solutions we offer to drive growth in smart verticals, including support services, managed services and as-a-service offerings.

We are a global company with operations in more than 180 markets. We maintain a strong geographical balance across our four geographies: China, AP, EMEA and AG. The following table sets forth our revenue by geography for the years indicated.

	Year ended March 31,					
	2020		2021		2022	
	US\$	%	US\$	%	US\$	%
	(in thousands, except for %)					
China	10,857,955	21.4	14,257,290	23.5	18,380,867	25.7
AP	11,263,518	22.2	11,797,083	19.4	11,712,396	16.3
EMEA	12,419,641	24.5	15,882,576	26.1	18,274,144	25.5
AG	16,175,235	31.9	18,805,363	31.0	23,250,809	32.5
Total	<u>50,716,349</u>	<u>100.0</u>	<u>60,742,312</u>	<u>100.0</u>	<u>71,618,216</u>	<u>100.0</u>

Cost of Sales

Our cost of sales consists primarily of the direct costs for operating and offering our products and services. Cost of inventories sold accounted for a substantial majority of our cost of sales for the years ended March 31, 2020, 2021 and 2022.

Operating Expenses

Selling and Distribution Expenses

Our selling and distribution expenses consist primarily of employee benefit costs (including wages and salaries, bonuses, long-term incentive awards and other benefits) relating to our selling and marketing personnel. Employee benefit costs represent the majority of our selling and distribution expenses. Our selling and distribution expenses also include promotional and advertising expenses relating to our selling and marketing activities.

Administrative Expenses

Our administrative expenses consist primarily of employee benefit costs (including wages and salaries, bonuses, long-term incentive awards and other benefits) relating to our administrative personnel. Employee benefit costs represent the majority of our administrative expenses. Our administrative expenses also include depreciation and amortization expenses allocated to administrative expenses, third-party professional fees, service supplier expenses and IT expenses.

Research and Development Expenses

Our research and development expenses consist primarily of employee benefit costs (including wages and salaries, bonuses, long-term incentive awards and other benefits) relating to our research and development personnel. Employee benefit costs represent the majority of our research and development expenses. Our research and development expenses also include depreciation and amortization expenses associated with facilities, patent and technologies used for research and development purposes, expenses for supplies and spare parts, and service supplier expenses.

Other Operating Income/(Expenses) – Net

Our operating income/(expenses) – net primarily reflects the combined effect of our gains or losses on disposal of tangible and intangible assets, fair value gains or losses on financial assets or liabilities at fair value through profit or loss reflecting the change in value of our strategic investment portfolio and our convertible preferred shares which include a right for the holders to require a repurchase or redemption under certain conditions, exchange gains and losses from currency fluctuation, government subsidies, donations and other fees or charges.

Finance Income

Our finance income primarily relates to interest earned on our bank deposits and money market funds.

Finance Costs

Our finance costs primarily relate to our interest payments and factoring costs.

Share of Losses of Associates and Joint Ventures

Our share of losses of associates and joint ventures primarily relates to operating losses arising from the business activities of our associates and joint ventures.

RESULTS OF OPERATIONS

The following table summarizes our results of operations in absolute amounts and as percentages of our revenue for the years indicated:

	Year ended March 31,					
	2020		2021		2022	
	US\$	%	US\$	%	US\$	%
	(in thousands, except for %)					
Revenue	50,716,349	100.0	60,742,312	100.0	71,618,216	100.0
Cost of sales	(42,359,045)	(83.5)	(50,974,425)	(83.9)	(59,569,241)	(83.2)
Gross profit	8,357,304	16.5	9,767,887	16.1	12,048,975	16.8
Selling and distribution expenses	(2,972,260)	(5.9)	(3,044,967)	(5.0)	(3,746,290)	(5.2)
Administrative expenses	(2,524,818)	(5.0)	(2,984,356)	(4.9)	(2,944,234)	(4.1)
Research and development expenses	(1,335,744)	(2.6)	(1,453,912)	(2.4)	(2,073,461)	(2.9)
Other operating income/(expenses) – net	(85,886)	(0.2)	(104,245)	(0.2)	(204,421)	(0.3)

	Year ended March 31,					
	2020		2021		2022	
	US\$	%	US\$	%	US\$	%
	(in thousands, except for %)					
Operating profit	1,438,596	2.8	2,180,407	3.6	3,080,569	4.3
Finance income	47,850	0.1	34,754	0.1	56,458	0.1
Finance costs	(454,194)	(0.9)	(408,640)	(0.7)	(362,384)	(0.5)
Share of losses of associates and joint ventures	(14,545)	(0.0)	(32,323)	(0.1)	(6,912)	(0.0)
Profit before taxation . .	1,017,707	2.0	1,774,198	2.9	2,767,731	3.9
Taxation	(213,204)	(0.4)	(461,199)	(0.7)	(622,399)	(0.9)
Profit for the year . . .	804,503	1.6	1,312,999	2.2	2,145,332	3.0

Year Ended March 31, 2022 Compared to Year Ended March 31, 2021

Revenue

The table below presents our revenue by segment for the years indicated and the year-on-year change, in absolute amount and by percentage.

	Year ended March 31,					
	2021		2022		Change	
	US\$	%	US\$	%	US\$	%
	(in thousands, except for %)					
IDG	53,006,909	87.3	62,310,410	87.0	9,303,501	17.6
ISG	6,301,320	10.3	7,140,055	10.0	838,735	13.3
SSG	4,192,645	6.9	5,441,528	7.6	1,248,883	29.8
Total	63,500,874	104.5	74,891,993	104.6	11,391,119	17.9
Eliminations	(2,758,562)	(4.5)	(3,273,777)	(4.6)	(515,215)	18.7
Total	60,742,312	100.0	71,618,216	100.0	10,875,904	17.9

Our revenue increased by 17.9% to US\$71,618 million for the year ended March 31, 2022, from US\$60,742 million for the prior year, primarily as a result of a US\$9,304 million increase in IDG revenue, a US\$1,249 million increase in SSG revenue and a US\$839 million increase in ISG revenue.

- IDG revenue increased by 17.6% to US\$62,310 million for the year ended March 31, 2022, from US\$53,007 million for the prior year, primarily due to increases in revenue from both our PCSD and MBG businesses, despite supply constraints, weakness in the education segment and continued lockdowns in some markets related to COVID-19. Our industry-leading PCSD business recorded a 14.5% increase in revenue year-on-year, primarily attributable to our investments in innovations and strong work-from-home demand for our premium products, such as workstations and ThinkBooks, and our gaining of market shares in gaming products leveraging our strong product portfolio. MBG revenue increased by 39.4% primarily due to our higher market shares for smartphones, particularly in AG, and because our 5G smartphone sales increased rapidly following the adoption of our “5G for all” strategy in early 2020.

- ISG revenue increased by 13.3% to US\$7,140 million for the year ended March 31, 2022, from US\$6,301 million for the prior year, primarily due to a 20.1% growth in our Cloud Service Provider (CSP) sales and the recovery of our Enterprise & Small-and-medium Business (ESMB) with 7.5% sales growth, despite industry-wide supply constraints. Our ISG business expanded our client base through broadened product offerings, which particularly appeal to customers in the CSP business that are in need of strong supplier support to expand their own cloud services. Our ESMB business increased offerings of high-growth, higher-margin products such as servers, storage, software-defined infrastructure, software and services, while capturing emerging opportunities in AI powered edge computing (including expanding our edge offerings) and hybrid cloud.
- SSG revenue increased by 29.8% to US\$5,442 million for the year ended March 31, 2022, from US\$4,193 million for the prior year, primarily attributable to our in-house developed solutions for digital workspace, hybrid cloud management, and ESG services. Within our SSG business: (i) our support services revenue increased by 23.1% due to rising service penetration and growing IT services demand from the hybrid work model, commercial recovery and rising ESG awareness; (ii) our management services revenue also increased by 63.1%, primarily attributable to our wide range of as-a-service offerings including device-, infrastructure-, and software-as-a-service; and (iii) our enhanced solutions and channel partner tools also enabled us to win more contracts.

Cost of Sales

Our cost of sales increased by 16.9% to US\$59,569 million for the year ended March 31, 2022, from US\$50,974 million for the prior year, generally in line with our revenue growth.

Gross Profit and Gross Profit Margin

Our gross profit increased by 23.4% to US\$12,049 million for the year ended March 31, 2022, from US\$9,768 million for the prior year. Our gross profit margin increased to 16.8% for the year ended March 31, 2022, from 16.1% for the prior year, mainly due to an increase in average selling prices of our PCs.

Operating Expenses

Our total operating expenses increased by 18.2% to US\$8,968 million for the year ended March 31, 2022, from US\$7,587 million for the prior year. This increase was driven by increases in both research and development expenses and selling and distribution expenses, while our administrative expenses remained relatively stable and declined as a percentage of revenue. Our total operating expenses as a percentage of revenue remained at 12.5% for the years ended March 31, 2022 and March 31, 2021.

Selling and Distribution Expenses

Our selling and distribution expenses increased by 23.0% to US\$3,746 million for the year ended March 31, 2022, from US\$3,045 million for the prior year, primarily due to increases in advertising and promotional expenses reflecting our increased marketing effort to improve brand recognition and drive future growth.

Administrative Expenses

Our administrative expenses remained relatively stable at US\$2,944 million for the year ended March 31, 2022 and US\$2,984 million for the prior year.

Research and Development Expenses

Our research and development expenses increased by 42.6% to US\$2,073 million for the year ended March 31, 2022, from US\$1,454 million for the prior year, primarily due to (i) higher wages and salaries, bonuses, and long-term incentives paid to our R&D staff; and (ii) higher expenses on R&D-related laboratory testing, services and supplies.

Other Operating Income/(Expenses) – Net

Our other operating expenses – net increased by 96.1% to US\$204 million for the year ended March 31, 2022, from US\$104 million for the prior year, primarily due to lower fair value gains from our strategic investments.

Operating Profit

As a result of the factors discussed above, our operating profit increased by 41.3% to US\$3,081 million for the year ended March 31, 2022, from US\$2,180 million for the prior year.

Finance Income

Our finance income increased by 62.5% to US\$56 million for the year ended March 31, 2022, from US\$35 million for the prior year, primarily attributable to higher interest on bank deposits.

Finance Costs

Our finance costs decreased by 11.3% to US\$362 million for the year ended March 31, 2022, from US\$409 million for the prior year. This decrease was primarily due to a US\$37 million decrease in factoring costs and a US\$10 million decrease in interest on bank loans and overdrafts, because we were granted investment-grade ratings by three leading credit rating agencies, which lowered our borrowing rates and improved the efficiency of our factoring program.

Share of Losses of Associates and Joint Ventures

Our share of losses of associates and joint ventures decreased by 78.6% to US\$7 million for the year ended March 31, 2022, from US\$32 million for the prior year, representing lower operating losses arising from the principal business activities of our associates and joint ventures.

Profit Before Taxation

As a result of the factors discussed above, our profit before taxation increased to US\$2,768 million for the year ended March 31, 2022, from US\$1,774 million for the prior year.

Taxation

Taxation increased by 35.0% to US\$622 million for the year ended March 31, 2022, from US\$461 million for the prior year, primarily due to our increased profit before taxation and changes in tax concessions in some jurisdictions in which we operate, which was partially offset by higher profitability of subsidiaries subject to lower tax rates.

Profit for the Year

As a result of the factors discussed above, our profit for the year increased by 63.4% to US\$2,145 million for the year ended March 31, 2022, from US\$1,313 million for the prior year.

Year Ended March 31, 2021 Compared to Year Ended March 31, 2020

Revenue

The table below presents our revenue by segment for the years indicated and the year-on-year change, in absolute amount and by percentage.

	Year ended March 31,				Change	
	2020		2021		US\$	%
	US\$	%	US\$	%		
	(in thousands, except for %)					
IDG	45,216,190	89.2	54,411,212	89.6	9,195,022	20.3
DCG	5,500,159	10.8	6,331,100	10.4	830,941	15.1
Total	<u>50,716,349</u>	<u>100.0</u>	<u>60,742,312</u>	<u>100.0</u>	10,025,963	19.8

Our revenue increased by 19.8% to US\$60,742 million for the year ended March 31, 2021, from US\$50,716 million for the prior year, primarily as a result of a US\$9,195 million increase in IDG revenue and a US\$831 million increase in DCG revenue.

- IDG revenue increased by 20.3% to US\$54,411 million for the year ended March 31, 2021, from US\$45,216 million for the prior year, primarily due to increases in revenue from both the PCSD and MBG businesses after we recovered from the negative impact of COVID-19. Our PCSD revenue increased by 21.7% year-on-year, due in part to the one-PC-per-person trend arising from demand for work-from-home, e-learning and e-commerce purposes following the outbreak of COVID-19. Our strength in operational efficiency, product innovation, and market responsiveness (including our hybrid manufacturing strategy consisting of global operation and local knowledge) proved to be an important driver for us to capture these “new normal” demand changes. MBG revenue increased by 8.6% year-on-year, primarily due to higher market shares gained across key regional markets, particularly Latin America and North America, and our doubled sales in Europe, thanks to our expanded product portfolio, 5G launches and broader carrier ranging.
- DCG revenue increased by 15.1% to US\$6,331 million for the year ended March 31, 2021, from US\$5,500 million for the prior year, primarily due to (i) growth in our CSP sales, driven by robust cloud demand and ongoing client diversification that led to strong growth across all regions; and (ii) growth of our ESMB business, as we gained market shares across multiple high-growth products including software-defined infrastructure, storage, HPC/AI, and software and services.

Cost of Sales

Our cost of sales increased by 20.3% to US\$50,974 million for the year ended March 31, 2021, from US\$42,359 million for the prior year, generally in line with our revenue growth.

Gross Profit and Gross Profit Margin

Our gross profit increased by 16.9% to US\$9,768 million for the year ended March 31, 2021, from US\$8,357 million for the prior year. Our gross profit margin decreased to 16.1% for the year ended March 31, 2021, from 16.5% for the prior year.

Operating Expenses

Our total operating expenses increased by 9.7% to US\$7,587 million for the year ended March 31, 2021, from US\$6,919 million for the prior year. This increase was driven primarily by higher administrative expenses. Our total operating expenses as a percentage of revenue decreased to 12.5% for the year ended March 31, 2021, from 13.6% for the prior year.

Selling and Distribution Expenses

Our selling and distribution expenses increased by 2.4% to US\$3,045 million for the year ended March 31, 2021, from US\$2,972 million for the prior year.

Administrative Expenses

Our administrative expenses increased by 18.2% to US\$2,984 million for the year ended March 31, 2021, from US\$2,525 million for the prior year, primarily due to higher employee benefit costs as a result of increases in various performance-based benefits.

Research and Development Expenses

Our research and development expenses increased by 8.8% to US\$1,454 million for the year ended March 31, 2021, from US\$1,336 million for the prior year, primarily due to (i) an increase in amortization of intangible assets associated with additional investments in patent and technology and internal-use software; and (ii) higher expenses on R&D-related laboratory testing, services and supplies.

Other Operating Income/(Expenses) – Net

Our other operating expenses – net increased by 21.4% to US\$104 million for the year ended March 31, 2021, from US\$86 million for the prior year.

Operating Profit

As a result of the factors discussed above, our operating profit increased by 51.6% to US\$2,180 million for the year ended March 31, 2021, from US\$1,439 million for the prior year.

Finance Income

Our finance income decreased by 27.4% to US\$35 million for the year ended March 31, 2021 from US\$48 million for the prior year, primarily due to lower interest on bank deposits.

Finance Costs

Our finance costs decreased by 10.0% to US\$409 million for the year ended March 31, 2021 from US\$454 million for the prior year. This decrease was primarily due to a US\$53 million decrease in factoring costs and a US\$44 million decrease in interest on bank loans, because we were granted investment-grade ratings by three leading credit rating agencies, which lowered our borrowing rates and improved the efficiency of our factoring program. These factors were offset in part by a US\$46 million increase in interest on notes.

Share of Losses of Associates and Joint Ventures

Our share of losses of associates and joint ventures increased by 122.2% to US\$32 million for the year ended March 31, 2022, from US\$15 million for the prior year, representing higher operating losses arising from the principal business activities of our associates and joint ventures.

Profit Before Taxation

As a result of the factors discussed above, our profit before taxation increased to US\$1,774 million for the year ended March 31, 2021, from US\$1,018 million for the prior year.

Taxation

Taxation increased by 116.3% to US\$461 million for the year ended March 31, 2021, from US\$213 million for the prior year, primarily due to our increased profit before taxation and changes in tax concessions in some jurisdictions in which we operate, which was partially offset by higher profitability of subsidiaries subject to lower tax rates.

Profit for the Year

As a result of the factors discussed above, our profit for the year increased by 63.2% to US\$1,313 million for the year ended March 31, 2021, from US\$805 million for the prior year.

SEGMENT RESULTS

For the financial years ended March 31, 2020 and 2021, we operated our business under two business segments: IDG and DCG. Effective April 1, 2021, we formed our SSG segment. We have also renamed our DCG business to the ISG business. Therefore, in our financial statements for the years ended March 31, 2022, we reported certain segment results from three business segments – IDG, ISG and SSG – for the years ended March 31, 2021 and 2022. We have not reclassified our financial information for the year ended March 31, 2020 to report revenue based on the three new business segments, which is burdensome, if not impracticable, for us to produce.

With the adoption of the new business group structure effective April 1, 2021, the relevant comparative segment information has been reclassified to conform to the reporting format under the new organizational structure. We assessed the performance of our operating segments with “operating profit/(loss)” when preparing comparative segment information for the financial years ended March 31, 2021 and 2022. Such measurement basis excludes the effects of (i) non-cash merger and acquisition related accounting charges; (ii) non-recurring expenses such as restructuring costs from the operating segment; and (iii) certain income and expenses arising from activities driven by headquarters and centralized functions. For the financial years ended March 31, 2020 and 2021, we

assessed the performance of our operating segments with “pre-tax income/(loss)” when preparing comparative segment information. Such measurement basis excludes the effects of (i) non-recurring expenses such as restructuring costs from the operating segment; and (ii) certain income and expenses arising from activities driven by headquarters and centralized functions.

For details, see note 5 to our audited consolidated financial statements for the year ended March 31, 2021 and 2022, respectively, included elsewhere in this Offering Circular.

Year Ended March 31, 2022 Compared to Year Ended March 31, 2021

Our operating profit for reportable segments increased by 32.6% to US\$4,938 million for the year ended March 31, 2022, from US\$3,723 million for the prior year, primarily due to a US\$994 million increase in IDG operating profit, and to a lesser extent, a US\$341 million increase in SSG operating profit.

- IDG operating profit increased by 26.5% to US\$4,738 million for the year ended March 31, 2022, from US\$3,744 million for the prior year, primarily due to a 17.6% increase in revenue, as well as increases in the average selling price and greater mix of our premium PC products, gaming PCs and non-PC products.
- ISG recorded operating profit of US\$7 million for the year ended March 31, 2022, compared with operating loss of US\$130 million for the prior year primarily due to a 13.3% increase in revenue, as well as improved profitability of our cloud service provider business and enterprise & small-and-medium business primarily due to a more diverse products offerings and expansions in higher-margin products.
- SSG operating profit increased by 39.9% to US\$1,195 million for the year ended March 31, 2022, from US\$855 million for the prior year, primarily due to a 29.8% increase in revenue, as well as improved profitability due to successful R&D efforts that led to the expansion of our as-a-service offerings and vertical solutions.

For details of our segment operating profit, see note 5 to our audited consolidated financial statements for the year ended March 31, 2022 included elsewhere in this Offering Circular.

Year Ended March 31, 2021 Compared to Year Ended March 31, 2020

Our pre-tax income for reportable segments increased by 41.5% to US\$2,939 million for the year ended March 31, 2021, from US\$2,076 million for the prior year, primarily due to a US\$806 million increase in IDG pre-tax income, and to a lesser extent, a US\$57 million decrease in DCG pre-tax loss.

- IDG pre-tax income increased by 35.0% to US\$3,107 million for the year ended March 31, 2021, from US\$2,302 million for the prior year, primarily due to an increase in year-on-year PCSD pre-tax margin by 0.6 percentage points to 6.5%.
- DCG pre-tax loss decreased by 25.2% to US\$169 million for the year ended March 31, 2021, from US\$225 million for the prior year, primarily due to higher revenue and segment profitability in cloud service provider sales.

For details of our segment pre-tax income/(loss), see note 5 to our audited consolidated financial statements for the year ended March 31, 2021 included elsewhere in this Offering Circular.

LIQUIDITY AND CAPITAL RESOURCES

Cash Flows and Working Capital

Our principal sources of liquidity have been cash and cash equivalents, cash generated from operations, proceeds from capital market offerings, bank borrowings and other financing arrangements. We closely monitor the financial market environment and funding opportunities, and access such opportunities as and when we deem appropriate. As at March 31, 2022, we had cash and cash equivalents of US\$3,930 million. Our cash and cash equivalents represent cash at bank and in hand, and investments in investment-grade liquid money market funds.

The following table sets forth selected cash flow statement information for the years indicated:

	Year ended March 31,		
	2020	2021	2022
	(in US\$ thousands)		
Net cash generated from operations	3,006,556	4,585,995	5,122,034
Interest paid	(404,691)	(309,361)	(315,570)
Tax paid.	(391,942)	(623,861)	(729,485)
Net cash generated from operating activities	2,209,923	3,652,773	4,076,979
Net cash used in investing activities	(956,953)	(975,899)	(1,498,393)
Net cash used in financing activities	(238,485)	(3,228,154)	(1,757,368)
Increase/(Decrease) in cash and cash equivalents.	1,014,485	(551,280)	821,218
Effects of exchange rate changes on cash and cash equivalents.	(126,349)	68,675	40,684
Cash and cash equivalents at the beginning of the year. .	2,662,854	3,550,990	3,068,385
Cash and cash equivalents at the end of year	3,550,990	3,068,385	3,930,287

Operating Activities

Net cash generated from operations for the year ended March 31, 2022 was US\$5,122 million, as compared to profit before taxation of US\$2,768 million for the same year. The difference was primarily due to net cash inflows relating to changes in working capital and adjustments for non-cash and non-operating items. Our net cash inflows relating to changes in working capital were primarily due to a US\$5,086 million increase in trade payables, notes payable, provisions, other payables and accruals, offset in part by a US\$2,796 million increase in trade receivables, notes receivable, deposits, prepayments and other receivables and a US\$1,925 million increase in inventories. The principal non-cash and non-operating items affecting the difference between our profit before taxation and our net cash generated from operations for the year ended March 31, 2022 primarily consisted of amortization of intangible assets of US\$783 million and share-based compensation of US\$369 million.

Net cash generated from operations for the year ended March 31, 2021 was US\$4,586 million, as compared to profit before taxation of US\$1,774 million for the same year. The difference was primarily due to net cash inflows relating to changes in working capital and adjustments for non-cash and non-operating items. Our net cash inflows relating to changes in working capital were primarily due to a US\$6,790 million increase in trade payables, notes payable, provisions, other payables and accruals, offset in part by a US\$3,647 million increase in trade receivables, notes receivable,

deposits, prepayments and other receivables and a US\$1,481 million increase in inventories. The principal non-cash and non-operating items affecting the difference between our profit before taxation and our net cash generated from operations for the year ended March 31, 2021 primarily consisted of amortization of intangible assets of US\$659 million and finance costs of US\$409 million.

Net cash generated from operations for the year ended March 31, 2020 was US\$3,007 million, as compared to profit before taxation of US\$1,018 million for the same year. The difference was primarily due to net cash inflows relating to changes in working capital and adjustments for non-cash and non-operating items. Our net cash inflows relating to changes in working capital were primarily due to a US\$1,129 million increase in trade payables, notes payable, provisions, other payables and accruals, and a US\$674 million decrease in trade receivables, notes receivable, deposits, prepayments and other receivables, which were offset in part by a US\$1,526 million increase in inventories. The principal non-cash and non-operating items affecting the difference between our profit before taxation and our net cash generated from operations for the year ended March 31, 2020 primarily consisted of amortization of intangible assets of US\$590 million and finance costs of US\$454 million.

Investing Activities

Net cash used in investing activities for the year ended March 31, 2022 was US\$1,498 million primarily due to our payments for construction-in-progress of US\$602 million, purchase of property, plant and equipment of US\$396 million, payment for intangible assets of US\$286 million, and purchase of financial assets at fair value through profit or loss of US\$256 million, which were partially offset by net proceeds from sale of financial assets at fair value through profit or loss of US\$116 million and disposal of subsidiaries (net of cash disposed) of US\$114 million.

Net cash used in investing activities for the year ended March 31, 2021 was US\$976 million primarily due to our payments for construction-in-progress of US\$394 million, purchase of property, plant and equipment of US\$303 million, purchase of financial assets at fair value through profit or loss of US\$211 million, and payment for intangible assets of US\$147 million, which were partially offset by net proceeds from sale of financial assets at fair value through profit or loss of US\$140 million.

Net cash used in investing activities for the year ended March 31, 2020 was US\$957 million primarily due to our payments for construction-in-progress of US\$418 million, payments for intangible assets of US\$273 million, and purchase of property, plant and equipment of US\$247 million. These factors were partially offset by net proceeds from sale of financial assets at fair value through profit or loss of US\$99 million.

Financing Activities

Net cash used in financing activities for the year ended March 31, 2022 was US\$1,757 million, primarily due to our repayments of borrowings of US\$10,304 million, dividend payment of US\$479 million, contribution to employee share trusts of US\$387 million, and repayment of notes of US\$337 million, partially offset by proceeds from borrowings of US\$10,312 million.

Net cash used in financing activities for the year ended March 31, 2021 was US\$3,228 million, primarily due to our repayments of borrowings of US\$7,005 million, repurchase of perpetual securities of US\$1,045 million, repayment of notes of US\$792 million, and contribution to employee share trusts of US\$738 million, which were partially offset by proceeds from borrowings of US\$4,926 million and issue of notes of US\$2,004 million.

Net cash used in financing activities for the year ended March 31, 2020 was US\$238 million, primarily due to repayments of borrowings of US\$3,136 million, repayment of notes of US\$786 million, and dividends paid of US\$431 million, which were partially offset by proceeds from borrowings of US\$4,093 million.

Indebtedness and Other Financing Arrangements

As at March 31, 2022, we had total borrowings of US\$3,421 million, comprising notes of US\$2,676 million, short-term loans of US\$58 million, convertible bonds of US\$641 million, convertible preferred shares of US\$45 million and a long-term loan of US\$1 million.

As at March 31, 2022, we had the following banking facilities:

Type	Date of agreement	Principal amount	Term	Utilized amount as at	
				March 30, 2022	March 31, 2021
		US\$ million		US\$ million	
Revolving loan facility	March 28, 2018	1,500	5 years	–	–
Revolving loan facility	May 12, 2020	300	5 years	–	–
Revolving loan facility	May 14, 2020	200	5 years	–	–

On July 4, 2022, we entered into a US\$2 billion 5-year revolving loan facility. There has been no drawdowns under this facility as of the date of this Offering Circular.

As at March 31, 2022 and 2021, we had the following other short-term credit facilities:

Credit facilities	Total available amount		Drawn down amount	
	As at March 31, 2022	As at March 31, 2021	As at March 31, 2022	As at March 31, 2021
(in US\$ millions)				
Trade lines	4,053	2,003	2,813	1,637
Short-term money market facilities . .	1,154	1,029	54	47
Forward foreign exchange contracts . .	12,522	12,023	12,447	11,975

Apart from the above facilities, as at March 31, 2022, our outstanding notes, convertible bonds and convertible preferred shares were as follows:

	Issue date	Outstanding Principal amount	Term	Interest rate/dividend per annum	Due date	Use of proceeds
2023 Notes	March 29, 2018	US\$687 million	5 years	4.75%	March 2023	For repayment of previous notes and general corporate purposes
Convertible Bonds	January 24, 2019	US\$675 million	5 years (Note (a))	3.375%	January 2024	For repayment of previous notes and general corporate purposes
Convertible preferred shares	June 21, 2019	US\$40 million	N/A (Note (b))	4%	N/A (Note (b))	For general corporate funding and capital expenditure
2025 Notes	April 24, 2020 and May 12, 2020	US\$1 billion	5 years	5.875%	April 2025	For repayment of previous notes and general corporate purposes
2030 Notes	November 2, 2020	US\$1 billion	10 years	3.421%	November 2030	For repurchase of perpetual securities and previous notes

Notes:

- (a) On January 24, 2019, we completed the issuance of five-year US\$675 million convertible bonds bearing annual interest at 3.375% due in January 2024 (the “Convertible Bonds”) to third party professional investors (the “Bondholders”). The proceeds were used to repay previous notes and for general corporate purposes. The bondholders have the right, at any time on or after 41 days after the date of issue up to the 10th day prior to the maturity date, to convert part or all of the outstanding principal amount of the Convertible Bonds into ordinary shares of our Company at a conversion price of HK\$7.99 per share, subject to adjustments. The conversion price was last adjusted to HK\$6.87 per share effective on December 31, 2021. Assuming full conversion of the Convertible Bonds at the adjusted conversion price of HK\$6.87 per share, the Convertible Bonds will be convertible into 769,980,531 ordinary shares of our Company.

The initial fair value of the liability portion of the Convertible Bonds was determined using a market interest rate for an equivalent non-convertible bond at the issue date. The liability is subsequently recognized on an amortized cost basis until extinguished on conversion or maturity of the bonds. The remainder of the proceeds is allocated to the conversion option and recognized in shareholders’ equity, net of income tax, and not subsequently remeasured.

The outstanding principal amount of the Convertible Bonds is repayable by us upon the maturity of the Convertible Bonds on January 24, 2024, if not previously redeemed, converted or purchased and cancelled. On January 24, 2021, the holders of the Convertible Bonds had the right, at the bondholders’ option, to require us to redeem part or all of the Convertible Bonds on January 24, 2021 at their principal amount and US\$0.5 million were redeemed. The remaining principal amount of the Convertible Bonds has been reclassified to non-current liabilities as a result of the lapse of the redemption option.

We expect that we will be able to meet our redemption obligations based on our financial position if the Convertible Bonds are not converted on or before maturity.

- (b) On June 21, 2019, we completed the issuance of 2,054,791 convertible preferred shares through our wholly owned subsidiary, Lenovo Enterprise Technology Company Limited (“LETCL”). The convertible preferred shares are convertible to 20% of the enlarged issued ordinary share capital of LETCL on an as-converted and fully-diluted basis. The holders of the convertible preferred shares will be entitled cash dividends of 4% per annum payable semi-annually on the original subscription price until December 31, 2023. We purchased 136,986 convertible preferred shares during the year ended March 31, 2021 at the consideration of approximately US\$17 million.

During the year ended March 31, 2022, due to the occurrence of certain specified conditions, the holders of convertible preferred shares had the right to require LETCL to redeem or us to purchase all of their convertible preferred shares at the predetermined consideration. Holders of 1,643,833 convertible preferred shares exercised their rights and we purchased these convertible preferred shares at the consideration of approximately US\$254 million.

The aggregate number of 1,780,819 convertible preferred shares purchased by us were converted into ordinary shares of LETCL as at March 31, 2022.

During the year ended March 31, 2022, an additional 54,794 convertible preferred shares were issued as dividend shares. As at March 31, 2022, 328,766 convertible preferred shares remained outstanding, representing 3.20% of the enlarged issued ordinary share capital of LETCL on an as-converted and fully diluted basis.

We expect that we will be able to meet our redemption obligations based on our financial position if these convertible preferred shares are not converted.

As at March 31, 2022 and 2021, our net debt position and gearing ratio were as follows:

	<u>As at March 31, 2022</u>	<u>As at March 31, 2021</u>
	(in US\$ millions)	
Bank deposits and cash and cash equivalents	4,023	3,128
Borrowings		
– Short-term loans	58	58
– Long-term loan	1	2
– Notes	2,676	3,011
– Convertible bonds	641	624
– Convertible preferred shares	45	303
Net cash/(debt) position	602	(870)
Total equity	5,395	3,611
Gearing ratio (Borrowings divided by total equity)	0.63	1.11

We are confident that the facilities on hand can meet the funding requirements of our operations and business development. We are in full compliance with all our banking covenants.

We adopt a consistent hedging policy for business transactions to reduce the risk of currency fluctuation arising from daily operations. As at March 31, 2022, we had commitments in respect of outstanding forward foreign exchange contracts amounting to US\$12,447 million, as compared with US\$11,975 million as at March 31, 2021 and US\$9,222 million as at March 31, 2020. Our forward foreign exchange contracts are either used to hedge a percentage of future transactions which are highly probable, or used as fair value hedges for identified assets and liabilities.

Contingent Liabilities

In the ordinary course of our business, we are involved in various claims, suits, investigations, and legal proceedings that arise from time to time. Although we do not expect that the outcome in any of these legal proceedings, individually or collectively, will have a material adverse effect on our financial position or results of operations, litigation is inherently unpredictable. Therefore, we could incur judgments or enter into settlements of claims that could adversely affect its operating results or cash flows in a particular period.

CAPITAL EXPENDITURES

Our capital expenditures were US\$953 million, US\$844 million and US\$1,284 million for the years ended March 31, 2020, 2021 and 2022, respectively. These capital expenditures primarily comprised expenditures for the acquisition of property, plant and equipment, and additions to construction-in-progress and intangible assets. We incurred higher capital expenditure in the year ended March 31, 2022 as compared with previous year mainly because we increased our investments in plant and machinery, patent and technology and internal use software. We will continue to make capital expenditures to meet the needs of our business' expected growth.

We believe that our current cash and cash equivalents, cash generated from operations and the available credit under our existing credit facilities will be sufficient to meet the anticipated cash needs for our operating activities and capital expenditures for at least the next 12 months.

Contractual Obligations

The table below sets forth our contractual obligations as at March 31, 2022:

	<u>Total</u>	<u>Less than 1 year</u>	<u>Over 1-3 years</u>	<u>Over 3-5 years</u>	<u>Over 5 years</u>
	(US\$ in thousands)				
Borrowings	4,063,825	943,277	886,658	1,097,715	1,136,175
Deferred consideration	25,072	–	25,072	–	–
Written put option liabilities	565,991	–	509,694	56,297	–
Lease liabilities	460,724	159,434	166,111	94,121	41,058
Property, plant and equipment	178,997	141,761	31,847	5,390	–
Intangible assets	964	964	–	–	–
Investment in financial assets	11,138	11,138	–	–	–
Total	<u><u>5,306,711</u></u>	<u><u>1,256,574</u></u>	<u><u>1,619,382</u></u>	<u><u>1,253,523</u></u>	<u><u>1,177,233</u></u>

Other than those shown above and inventory purchase obligations in the ordinary course of business, we did not have any significant capital or other commitments, long-term obligations or guarantees as at March 31, 2022.

OFF-BALANCE SHEET ARRANGEMENTS

We have entered into factoring arrangements in the ordinary course of our business. Our factoring arrangements are on a non-reliance, non-recourse basis. Our utilization of these facilities varies, depending on several factors, including the liquidity, management of our credit exposure and cash-conversion cycle targets.

Except for factoring arrangements described above, we have not entered into any material financial guarantees or other commitments to guarantee the payment obligations of any third parties and do not assume credit risk in loans facilitated through our platform. We have not entered into any derivative contracts that are indexed to our shares and classified as shareholder's equity or that are not reflected in our consolidated financial statements. Furthermore, we do not have any retained or contingent interest in assets transferred to an unconsolidated entity that serves as credit, liquidity or market risk support to such entity. We do not have any variable interest in any unconsolidated entity that provides financing, liquidity, market risk or credit support to us or engages in leasing, hedging or product development services with us.

QUALITATIVE AND QUANTITATIVE DISCLOSURES ABOUT MARKET RISK

Foreign Currency Risk

We operate internationally and are exposed to foreign currency risk arising from various currency exposures, primarily with respect to the United States dollar, Renminbi and Euro. Foreign currency risk arises from recognized assets and liabilities denominated in a currency other than the functional currency of the entity to which they relate, except for the currency risk between the United States dollar and the Hong Kong dollar given the two currencies are under the linked exchange rate system.

We have set up a policy to require our group companies to manage their foreign currency risk against their functional currency. Our forward foreign currency contracts are either used to hedge a percentage of anticipated cash flows (mainly export sales and purchase of inventories) which are highly probable, or used as fair value hedges for the identified assets and liabilities. See note 3(a)(i) to the audited consolidated financial statements as at and for the year ended March 31, 2022 included elsewhere in this Offering Circular for more details.

As at March 31, 2022, if the United States dollar had weakened or strengthened by one percent against the major currencies, with all other variables held constant, our pre-tax profit for the years ended March 31, 2020, 2021 and 2022 would have been US\$0.9 million, US\$1.9 million, and US\$2.1 million, higher or lower, respectively, mainly as a result of foreign exchange gains/losses on translation of the unhedged portion of receivable and payable balances. The analysis above is illustrative only and based on the assumption that the United States dollar weakened or strengthened against all other currencies in the same direction and magnitude, which may not be necessarily true in the case of actual changes.

Cash Flow Interest Rate Risk

Our interest rate risk generally arises from short-term and long-term borrowings denominated in the United States dollar. It is our policy to mitigate interest rate risk through the use of appropriate interest rate hedging instruments where necessary. Generally, we manage our cash flow interest rate risk by using floating-to-fixed interest rate swaps. These interest rate swaps have the economic effect of converting borrowings from floating rates to fixed rates. Under these interest rate swaps, we agree with other parties to settle the difference between cash flow arising from fixed contract rates and floating-rate interest of the notional amounts at specified intervals (primarily quarterly).

We operate various trade financing programs. We are exposed to fluctuation of interest rates for all the currencies covered by those programs.

Credit Risk

We manage credit risk on a group basis. Credit risk arises from cash and cash equivalents, derivative financial instruments, notes receivable, other receivables and deposits with banks and financial institutions, as well as credit exposures to customers and subcontractors, including outstanding receivables and committed transactions.

For banks and other financial institutions, we control our credit risk by monitoring their credit rating and setting approved counterparty credit limits that we review regularly.

We have no significant concentration of customer credit risk. We have a credit policy in place and exposures to these credit risks, and we monitor them on an ongoing basis. No credit limits were exceeded by any customers during the years ended March 31, 2020, 2021 and 2022, and we do not expect any significant losses from non-performance by these counterparties. See note 3(a)(iii) to the audited consolidated financial statements as at and for the year ended March 31, 2022 and March 31, 2021 included elsewhere in this Offering Circular for more details.

Financial Presentation

Our consolidated financial statements are prepared and presented in accordance with HKFRSs. HKFRSs, as applied in the preparation of all financial statements included elsewhere in this Offering Circular, differs in certain significant respects from International Financial Reporting Standards as issued by the International Accounting Standards Board, or IFRS.

CRITICAL ACCOUNTING POLICES, JUDGMENTS AND ESTIMATES

For a description of our critical accounting policies, judgments and estimates, see note 2 and note 4 to the audited consolidated financial statements as at and for the years ended March 31, 2021 and 2022, which are included elsewhere in this Offering Circular.

IMPACT OF RECENTLY ISSUED ACCOUNTING STANDARDS

A list of recently issued accounting pronouncements that are relevant to us is included in note 1 to the audited consolidated financial statements as at and for the years ended March 31, 2022 and 2021, respectively, which are included elsewhere in this Offering Circular.

BUSINESS

OVERVIEW

We are a leading technology company that develops, manufactures and markets high-quality, easy-to-use technology products and services for enterprises and consumers worldwide. In 2022, we ranked 159th on the Forbes' Global 500 list, and as at March 31, 2022, we employed approximately 75,000 people worldwide. Focused on a bold vision to deliver smarter technology for all, we are developing world-changing technologies that create a more inclusive, trustworthy and sustainable digital society. By designing, engineering and building the world's most complete portfolio of smart devices and infrastructure, we are also leading an Intelligent Transformation – to create better experiences and opportunities for millions of customers around the world.

We were founded in the 1980s and have been listed on the Hong Kong Stock Exchange since 1994. We expanded our business and operations to a global scale through our acquisition of the personal computer division of IBM in 2005. In 2010, we adopted our PC+ strategy and established a business group focusing on our mobile, internet and digital home business. We have since achieved strong growth in our smartphones and tablets sales and further diversified our business. Since 2010, we have captured the largest market share in global PC market across both commercial and consumer segments. In recent years, we have focused on developing strategic, high-growth segments including the gaming PC segment, where we had a 17.3% global market share in 2021, according to industry data. We have also continued to introduce first-to-market technologies and increase our use of sustainable materials.

In October 2014, we acquired Motorola Mobility from Google Inc., a move that enabled us to immediately become a global smartphone player with strong positions in key emerging markets. Also in October 2014, we acquired System X, IBM's x86 server and hardware and maintenance business, a move that enabled us to gain scale and expand into the server market, a business that now serves as the foundation for our industry-leading Infrastructure Solutions Group.

In 2020, we introduced our “3S” strategy – Smart Internet of Things (IoT), Smart Infrastructure, and Smart Verticals – and we have been progressing towards this goal through the successful implementation of our “service-led transformation.” Against the backdrop of the global COVID-19 pandemic, we expect the future workplace will be a hybrid model of on-site, from home, and from anywhere. As a result, we believe consumers will prefer multiple devices that are better connected and synchronized and commercial customers will want IoT solutions that combine physical and digital tools as well as services. Furthermore, we expect increased demand for smart infrastructure solutions that facilitate smooth and productive digital interaction, allowing data to be transmitted, stored and processed across different AI computing platforms. Our global footprint, with operations in more than 180 markets, will enable us to meet customers' needs wherever they are.

Effective April 1, 2021, we revised our business segmentation and established our Solutions and Services Group (“SSG”). SSG integrates all services and solutions that we offer to drive growth in smart verticals, support services, managed services and our as-a-service, or aaS, offerings. Our industry-leading Infrastructure Solutions Group (“ISG”) business delivers one-stop IT solutions, which have expanded from server to full-stack offerings including storage, software-defined infrastructure, software, and services. Our Intelligent Devices Group (“IDG”) consists of our PC, tablet, smartphone, and other smart devices businesses, with leading market positions in their respective global sectors.

In June 2022, we entered into definitive agreements to establish a strategic partnership with PCCW Limited (“PCCW”) to engage in the provision of digital solutions and managed services primarily serving customers across the Asia-Pacific region, which will be conducted primarily through PCCW Lenovo Technology Solutions Limited (“PLTS”). This cooperation will allow us to expand our IT service capabilities, service offerings, and the geographic and vertical coverage of customers and partners. This expansion of our IT services business is strategically important for our long-term development, as we improve our sustainable profitability and further diversify our businesses. This partnership will enable us to derive synergies and offer one-stop IT solutions to customers through the integration of services, devices and digital infrastructure provided by the combined resources and experiences of PCCW and us.

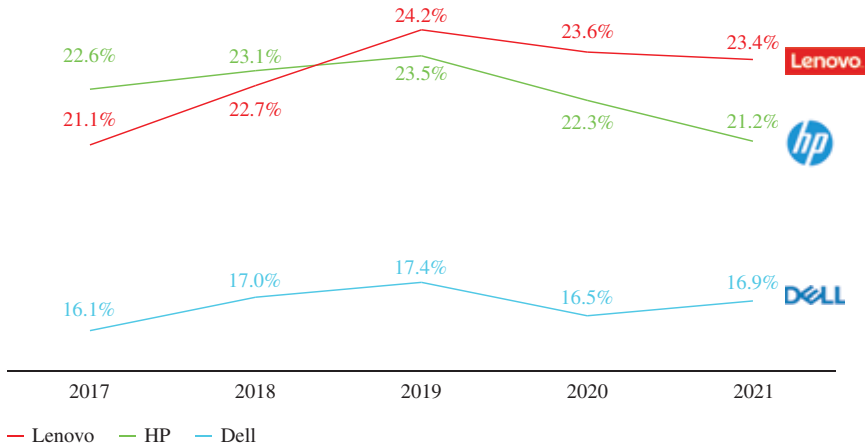
Our strengths across various segments translate into robust financial performance. Our revenue grew from US\$50,716 million in the year ended March 31, 2020 to US\$60,742 million in the year ended March 31, 2021, and further to US\$71,618 million in the year ended March 31, 2022. At the same time, our net profit margin increased from 1.6% in the year ended March 31, 2020 to 2.2% in the year ended March 31, 2021 and 3.0% in the year ended March 31, 2022. In addition, our EBITDA margin increased consistently: 5.3%, 5.8% and 6.6% in these same respective years.

OUR STRENGTHS

We believe the following strengths have contributed to our success and differentiate us from our competitors.

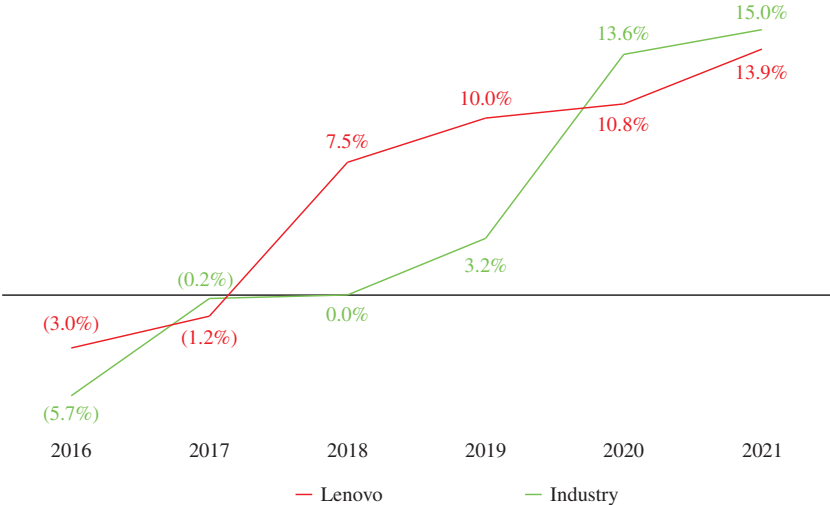
Global Leader in Growing Product Segments with No. 1 PC Market Position

We are the largest player in the global PC market, with a 23.4% market share in terms of shipments for 2021 and a 24.6% market share for the three months ended June 30, 2022, each according to industry data. We have established presence and leadership positions in major economies worldwide. According to industry data, in terms of shipments in the first quarter of 2022, we ranked No. 1 in market share in China, APAC ex-China and Latin America, No. 2 in EMEA and No. 3 in North America. We had market shares of 37.6%, 19.2%, 20.9%, 23.6% and 17.1% in China, APAC ex-China, Latin America, EMEA and North America, respectively, in terms of shipments in the first quarter of 2022, according to industry data. The chart below sets forth the development of our global PC market share in terms of shipments since 2017, compared to that of certain peer companies in our industry.



Source: Industry data (based on vendor filter)

The chart below sets forth the development of our PC shipment growth since 2016, compared to industry growth.



Source: Industry data (based on vendor filter)

We are a well-regarded brand in the global PC market; in 2022 we ranked 159th on Forbes’ Global 500 list and were included on Fortune’s list of Most Admired Companies.

Our solid leadership in the global PC market is underpinned by our strength in both the commercial and consumer segments worldwide. The commercial segment of the PC market has been critical to our success as it offers stable, growing demand and large cross-selling opportunities. We have also experienced robust growth from the consumer segment, which is benefiting from increasing demand for gaming and education applications.

Leveraging our “5G for all” strategy, we made a significant progress in the non-PC products segment, with a combined revenue growth of 26% in the year ended March 31, 2022 as compared with the previous year. The increase in market share of our smartphone products also demonstrate our strength in non-PC business. As a result of an enhanced product portfolio, we achieved a market share of 14.7%, an improvement of 4.1%, in America in 2021 for our smartphone business, according to industry data.

Highly Diversified Business with Strategic Focus on Boosting High-Margin Service Business

We run a global business with a well-balanced revenue structure across all major geographic markets. Our business is distributed across AG, EMEA, AP and China, with revenue contribution of 32.5%, 25.5%, 16.3% and 25.7% in the year ended March 31, 2022 in these respective regions. Our comprehensive portfolio of PCs, tablets, mobile phones and data center products enable us to deliver one-stop IT solutions to customers with various personal, family and business related technology demands. In addition to a full-suite product offering, we adopt a multi-brand strategy, with our Lenovo, “Think,” “Legion,” “Idea,” “Yoga” and “Motorola” brands covering a wide range of price bands and market segments. This enhances our ability to address customers’ diversified and evolving needs and capture demand from fast-growing segments.

Building on the strengths in our hardware-led business, we are now providing our customers with one-stop IT solutions through our newly formed SSG business to drive our service-led transformation. We are expanding our service platform through growth and strategic initiatives, leveraging existing partnerships, and tapping into new opportunities – which together will enable us to achieve sustainable growth and margin improvements. Our key focus areas for software and services include:

- *Support Services*: we provide services associated with the running of our hardware devices and data products;
- *Managed Services*: anchored on our everything-as-a-service offerings, including *TruScale*, our subscription-based consumption model, our customers outsource the management of their IT hardware infrastructure to us or lease products and services from us; and
- *Project and Solutions Services*: we address vertical-specific demands through the integration of hardware, software and services; we also or provide smart solutions based on AI and big data technologies.

Revenue of our SSG segment grew by 29.8%, and segment operating profit grew by 39.9% in the year ended March 31, 2022, each as compared with the previous year. We believe the macro trends of (i) shift to flexible work; (ii) demand for hybrid cloud solutions; and (iii) a global urgency to future-proof our planet and businesses with sustainability solutions, will continue to drive demand for our solutions and services.

Our one-stop IT solutions also help to deepen our customer engagement, maximize our customers' life-time value, and grow our recurring revenue streams. We believe our diversified business has also enabled us to accumulate a large blue-chip customer base with relationships of over 15 years with all of our top 10 customers. In addition, we expect our service-led transformation will allow us to remain competitive in the context of industry-wide supply constraints and logistical challenges.

Best-In-Class Supply Chain with Global Manufacturing Footprint

We adopt a hybrid manufacturing business model that allows us to maintain an efficient and resilient supply chain. As of March 31, 2022, we operated 35 manufacturing sites in nine markets across the globe and collaborated with over 2,000 suppliers. In addition to our in-house manufacturing capacity, we also outsource a portion of our manufacturing requirements through original design manufacturing partnerships and joint venture arrangements. As of March 31, 2022, we partnered with 22 original design manufacturers across five countries. Our hybrid manufacturing model and global footprint help us to ensure supply chain resilience and flexibility, and also enable us to nimbly reposition supply and rebalance production.

We leverage the power of cutting-edge technologies – such as automation, IoT, robotics, AI and digital twinning – to enhance our smart-manufacturing capabilities. These capabilities include core competencies covering Internet factory, flexible manufacturing and smart-decisioning, which enable us to maintain effective quality control and achieve industry-leading efficiency.

Our best-in-class supply chain capabilities are highly recognized in the industry. We were ranked 9th by Gartner in its Global Top 25 Supply Chain list in 2022.

In addition, supported by our strong purchasing power and supply chain management, we have been able to maintain stable access to raw material supplies even during periods of supply shortage which we believe has allowed us to outperform our competitors.

Technology Leadership with World Class R&D Capabilities Powering Sustainable Growth

Our R&D team is led by world-class scientists with extensive experience and, as of March 31, 2022, consisted of over 15,000 R&D personnel. As of this same date, we had 17 R&D locations and four AI innovation centers across the globe. In the year ended March 31, 2022, our R&D spending amounted to US\$2,073 million, which was a 42.6% increase over the prior year.

As of the date of this Offering Circular, we held over 22,000 patent assets.

Our world-class R&D capabilities allow us to relentlessly innovate new products. Some of our innovations include:

- *Smart Education*: we developed an industry-leading engine for smart education, powered by core technologies like real-virtual integration, human-computer interaction, and optical character recognition;
- *Foldable technology*: we developed a unique bell-shaped, foldable display with a bell-shaped hinge. These technologies have made the crease-free foldable phone a reality—with a product that shuts tight when folded. Products incorporating this technology include our:
 - *Motorola razr*: our first foldable smartphone, targeting the premium market; and
 - *ThinkPad X1 Fold*: the world’s first foldable PC, designed to offer exceptional productivity.
- *Yoga 5G*: the world’s first 5G-connected PC, delivering high-speed 5G network connectivity, up to 10 times faster than 4G;
- *ThinkPad X1 Yoga*: the world’s first Windows hybrid laptop, with an OLED display and a 360-degree screen hinge; and
- *Lenovo NeptuneTM*: an industry-leading direct water-cooling solution for CPUs and GPUs that enables customers to realize up to a 40% reduction in power costs from a 3.5 times improvement in thermal efficiencies in comparison with conventional air-cooled systems.

In the year ended March 31, 2022, we received 142 industry awards across ESG, Technology, GSC, Workplace, and innovation. Our technology development drives intelligent transformation and enables our customers to capitalize on disruptive and leading edge technologies.

Disciplined and Proven Business Development Capability

We have proactively pursued targeted acquisition and investment opportunities throughout our history, and have demonstrated a track record in successful integration and cost optimization. Our disciplined acquisition strategy and proven integration capability have helped us diversify operations, strengthen competitive positions and achieve operational synergies.

In 2005, we acquired the Personal Computing Division of IBM, which, allowed us to develop into a global PC leader with both global operations and local expertise. In 2011 and 2017, we announced the setup of joint ventures with NEC and Fujitsu, respectively, to strengthen our presence in the Japan market. After successful integration, we have now developed into the largest PC seller in Japan with a 39.5% market share in terms of shipments in 2021, according to industry data. We also completed the acquisition of the x86 server business from IBM in 2014, which allowed us to expand our product offerings and broaden our customer relationships. Since then, we have built partnership relationships with a number of recognized software providers for our server business, including Nutanix and NetApp, VMWare, Microsoft and IBM/Red Hat. Most recently, in June 2022 we entered into definitive agreements with PCCW to establish a strategic partnership, PLTS, to create a technology solutions business in the Asia-Pacific region.

Strong Management Team and Well-governed Board with Unwavering Commitment to Sustainability

Lenovo is led by an experienced global management team that consists of industry veterans from various geographies, each with world-class expertise in their respective fields and deep insights into local markets.

Our people are important assets. We share a common aspiration to strive for excellence through efficient teamwork. We take pride in our unique culture, which guides us in addressing our day-to-day commitments. We view ourselves as a trusted company focused on our customers in everything we do; we are global team players guided by integrity and trust, entrepreneurs committed to driving the change and innovators who relentlessly pursuing the new idea. Guided by this corporate culture, we are dedicated to fostering an environment that encourages entrepreneurship and ownership.

Our balanced board structure supports us in maintaining sound corporate governance. Our eleven-member board now has eight independent non-executive directors and eight of our ten committee positions are chaired by independent non-executive directors, all with extensive experience in corporate governance and high levels of respect in their relevant professions.

Our commitment to sustainability is critical to our long-term success. Under the leadership of our global management team, we have established a systemic program with a balanced focus on environmental, social and governance (“ESG”) matters. Our ESG focus is widely recognized by the global community, and it allows us to significantly impact markets around the world. In 2021, we received an “A” score for water security and an “A-” for climate change from CDP (formerly known as the Carbon Disclosure Project). We were also included in the 2022 Bloomberg GEI, or Gender Equality Index, which tracks the financial performance of global organizations, committed to supporting gender equality through policy development, representation, and transparency. We also received the best overall industry score for the IT industry in the 2022 Hang Seng Corporate Sustainability Index, receiving an “AA+” rating for the first time. In 2022, we also received an Asia Pacific Top Rated ESG Performer rating from Sustainalytics for the first time. We also strive to construct buildings/facilities that are locally and/or internationally recognized as green buildings, such as our Beijing Campus which obtained a Leadership in Energy and Environmental Design (“LEED”) “Gold” certification from the U.S. Green Building Council. We are improving our supply chain practices by completing an initial ESG risk screening of over 500 suppliers using the EcoVadis rating tool.

STRATEGIES

We aim to solidify our leadership position in major business segments, and continue to execute our strategy to become the leader and enabler of digital and intelligent transformation to bring smarter technology, as further described below.

Solidify Leadership Position in Major Business Segments

We plan to drive premium-to-market growth and improve profitability with tailored strategies across our business segments, while maintaining ESG at the highest standards.

Intelligent Devices Group (IDG)

Global digitalization has changed the way we work and live. With respect to our IDG's PC and Smart Device ("PCSD") business, we aim to seize the industry opportunities arising from the increasing popularity of remote working and e-learning and continuously develop new products and services that cater to customers' evolving needs. At the same time, we plan to focus our product innovation on high-growth and premium segments within the PC industry and capture emerging opportunities in the adjacent non-PC verticals such as IoT and Metaverse, to deliver growth with improving profitability.

For our IDG's Mobile Business Group ("MBG") business, we plan to focus on sustaining strong growth momentum in North America and Europe, while maintaining market leadership in Latin America. We will also focus on product innovation and accelerate our 5G smartphone launches to expand our geographical presence to more markets while sustaining profitable growth. We also expect to leverage our technology leadership to strengthen our product portfolios with 5G capabilities and deepen our collaborations with external distribution partners.

Infrastructure Solutions Group (ISG)

ISG will grow its channel business with the "One Lenovo" platform, which integrates our PC and data center business in order to provide our customers with one-stop IT solutions, while delivering premium-to-market growth and driving quarter-on-quarter improvement in profitability. As a hybrid infrastructure solutions provider, we have been building industry-leading end-to-end infrastructure solutions and expanding from server to a full-stack portfolio including storage, software-defined infrastructure, software, and services. In our Enterprise & Small-and-medium Business ("ESMB") segment, we will seek to grow our high-margin services attach rate, upsell premier services and expand hybrid cloud solutions to drive a paradigm shift in computing with our edge-to-cloud solutions, including a Lenovo-wide Edge Business Unit focused on maintaining our leadership position in innovation at the edge. For our Cloud Service Provider ("CSP") business, we will continue to diversify our customer base and expand our share with existing accounts. We will leverage our unique strengths including in-house custom design and manufacturing capabilities with worldwide reach and expand our product portfolio with optimized reliability and flexibility, and advanced configurations and storage platforms.

Solution & Services Group (SSG)

By targeting the fast-growing digitalization opportunities in the IT industry, our extensive exposure to commercial PC and ESMB infrastructure will offer very substantial service potential for all three key segments under SSG: Support Services, Managed Services, and Project and Solution Services. For Support Services, we expect to drive solid growth by increasing penetration rate and service upselling through the One Lenovo platform. By enhancing delivery footprint, differentiation and core platforms, Managed Services is well-positioned to capture strong as-a-service demand in the IT service market, which, according to industry data, is estimated to account for over US\$1 trillion by 2025. Within this market, the device-as-a-service market is estimated to be US\$67 billion by 2025. As-a-service penetration in PC and data center is only 2%, which we believe provides substantial room for growth. In addition, according to our recent research, almost half of chief information officers (“CIOs”) surveyed in 2021 said that at least 31% of their IT is delivered to them as-a-service, and 92% will consider adding more as-a-service solutions to their stack. Lastly, Project and Solution Services will facilitate growth in verticals such as digital workplace, manufacturing, education, retail, and smart cities, and will be instrumental to building our intellectual property and landmark deals. We expect further investments in teams, systems and tools, IP portfolio, and delivery capabilities to build a competitive edge for our future growth.

As part of our new segmentation, we moved our IT function under SSG to facilitate the commercialization of our intellectual properties. This organizational change has improved our innovation capabilities. We also endeavor to test and implement new solutions internally and seek to adapt and repurpose those technologies we successfully deployed internally, such as hybrid cloud and AI for our customers.

Continue to Execute 3S Strategy and Lead Service-Led Transformation

Smart IoT

“Smart IoT” refers to a network of internet-connected objects that collect and exchange data. As part of our Smart IoT strategy, we plan to build artificial intelligence (“AI”) in our PC and smart device product offerings, especially for commercial-use products. To achieve this, we are making substantial investments to make our existing devices – including PC and tablets – smarter and more adaptive to customers’ needs, with seamless connectivity to the cloud and other devices.

We plan to continue to invest in Smart IoT, facilitating a network of many touchpoints for the connected world we live in. Specifically, our investments will accelerate in the area of edge computing, cloud, big data, and AI in vertical industries. We expect these investments to strengthen our capability as a competitive end-to-end solution provider in the era of intelligent transformation.

Smart Infrastructure

Smart Infrastructure provides the computing, storage and networking power to support smart devices. We believe Smart Infrastructure is gradually becoming the backbone of organizations, and its development drives public cloud companies, high-performance computing for scientific computations and AI companies. To this end, we have been investing to become a world-class, next-generation full-stack infrastructure provider, specifically in the areas of software-defined infrastructure, hyperscale, storage and high-performance computing. We have also launched our next-generation data center solutions in software-defined infrastructure and expect this to remain a future growth catalyst.

Smart Verticals

Smart Verticals combines big data harnessed from smart devices and the computing power of smart infrastructure to provide more insights and improve processes for customers. We are creating vertical solutions that equip customers with unparalleled insights, those that can dramatically improve business processes, facilitate decision-making, enhance financial returns, and ultimately solve tangible business problems. We also endeavor to expand our as-a-service offerings and vertical solutions with our own intellectual properties built through our R&D efforts.

Our Lenovo Capital and Incubator Group (“LCIG”) has been actively building capabilities in five key areas of the Smart Internet value chain: IoT, edge computing, cloud, big data and AI. We plan to continue to leverage LCIG to enhance our corporate investments to drive innovation and integrate these investments to develop vertical solutions and our smart verticals ecosystem.

PRINCIPAL LINES OF BUSINESS, PRODUCTS AND SERVICES AND BUSINESS GROUPS

We are primarily engaged in the development, manufacturing and marketing of technology products and services, which comprise (i) PC and Smart Devices, including notebook computers, desktop computers, tablets, and smart devices such as augmented reality (“AR”) devices; (ii) smartphone devices, which includes Moto and Lenovo-branded smartphones; (iii) data center devices, which includes servers, storage, converged systems, networking, hyperscale, software and services; and (iv) computer accessories and services-related hardware.

For the financial years ended March 31, 2019, 2020 and 2021, our organizational structure was divided into two groups: (i) the IDG business, which combined the PCSD Business Group, Mobile Business Group and the Others Group, and (ii) our Data Center Group (“DCG”) business, which offered data center devices including servers, storage, converged systems, networking, cloud service provider business, software and services.

Effective April 1, 2021, we formed our SSG, which integrates all services and solutions we offer to drive growth in smart verticals, support services, managed services and as-a-Service offerings. With this addition, our business is now comprised of three main business groups, reflecting our mandate to deliver against the three major areas of our 3S strategy:

- IDG – Smart IoT;
- ISG – Smart Infrastructure; and
- SSG – Smart Verticals & Services.

Our Products and Services

PC & Smart Devices

PCs (Laptops and desktops)

We market our PCs primarily under three product lines: *Think*, *Idea* and *Yoga*.

Our *Think* line offers premium quality products, mainly targeting commercial customers at premium, mainstream, and entry levels. Think PCs are available in a wide range of models and feature cutting-edge technology, customer-centric innovation and powerful productivity. Among them are ThinkPad – a series of high-end, business-oriented laptop and tablet models with well-recognized designs, and ThinkCentre – a series of mid-range to high-end, business-oriented desktop models. Some of their flagships include:

- *ThinkPad® X & T Series* – premium laptops with superior design, spill-resistant keyboards, strong security features and performance, including ThinkPad X1 Fold – a fully functional PC with a folding OLED display. We recently introduced ThinkPad X1 Nano, which is our lightest ThinkPad ever.
- *ThinkPad® Yoga Series* – multimode Ultrabooks™ with displays that can rotate 360 degrees to offer four different usage modes: laptop, tablet, tent and stand.
- *ThinkCentre M Series All-in-Ones* – all-in-one desktop computers that offer clean, clutter-free and compact solutions for enterprises with minimal space requirement, professional appearance and enterprise-level productivity.
- *ThinkBook Series* – targets modern and young professionals, who are passionate and early adopters of new technology.

Our *Idea* line offers mainstream and entry-level consumer products. Among them, IdeaPad is a line of consumer-oriented notebooks and IdeaCentre is a line of all-in-one desktop computers that combine processor and monitor into a single unit. Some of the products for this line include:

- *3 and 5 Series* – offer the balance of value and performance laptops with fast processors, high resolution displays and comprehensive expandability I/O ports for productivity; targeted for on-line education and gaming purposes.
- *A Series All-in-Ones* – stylish and ultra-slim desktop computers with multi-touch display.

Our *Yoga* line offers products that are designed mainly for elites in design or editing professionals with multiple functionalities, flexibility, lightweights, and robustness. Made with computer numerical control (CNC) machined aluminum, they boast a high-quality finish, seamlessly mixing style with durability. One of their flagships include:

- *Yoga 2-in-1 Laptop Series* – combines the features of both a laptop and a tablet. The keyboard of these laptops can be flipped 360 degrees behind the touchscreen and function as a tablet.

Tablets

Our rapid growth in tablets is driven by the same innovation that makes us the PC leader. Some of our tablet products include:

- *M-Series* – offers competitive value-adds on media tablet essentials including screen, touch, sound and design at price points that provide more value for money; offers advanced voice capabilities and powerful multimedia experience targeted for family and educational uses.
- *P-Series* – powered by innovation across premium tablets with ultra-thin, ultra-high-performance, all-screen offering enhanced visual experiences, 2-in-1 detachable with patented kickstand design option, augmented productivity experience, optional ThinkPad-inspired keyboard experience and optional precision pen for smart note-taking. Always-on 5G connectivity for selected P-series models further enhances entertainment and versatility experience.
- *Yoga-Series* – offers the ultimate cinematic experience with immersive display, cinematic moving audio, hands-free use in any space as one delightful home for all entertainment.
- *Legion-Series* – targets gaming users with optimized size and form-factor, innovative thermal design and gaming dedicated/optimized features.

Workstations

- *ThinkStation P* – high performance workstations to address complex computing workloads in engineering, design, and scientific research. Built with the fastest and most powerful CPUs and graphics cards. Designed for customization and 24x7 operation with flexible options, plenty of memory and storage, and on-board diagnostics.

Gaming Devices

- *Legion Y Series* – immersive laptop and desktop machines with leading thermal engineering provide users excellent audio, video and control experience in the gaming world.

Smartphones

Motorola has a full product portfolio to serve the needs of consumers across many different price points under the Motorola brand with four product families:

- *Motorola RAZR Series* – foldable design-focused devices.
- *Motorola EDGE Series* – premium devices featuring high level craftsmanship focused on performance, style and technology.
- *Motorola G Series* – products with accessible premium features and offer a well-rounded, optimized user experience.
- *Motorola E Series* – entry-level options that give essential smartphone features at the most accessible price point.

Other Smart Devices

- *Think Smart Collaboration* – products designed to help users in their daily communication by offering smarter audio and video conferencing solutions, with solutions available for small and big meeting rooms.
- *ThinkReality A3 lightweight smart glasses* – advanced and versatile enterprise smart glasses, part of comprehensive digital solutions offering the ability to deliver intelligent transformation in business and bring smarter technology to more people.

Smart Infrastructure Products and Services

Our smart infrastructure products and services provide enterprises, small-to-medium businesses, and cloud service providers with a wide range of smart infrastructure, including servers, storage, converged systems, networking, software and services to SMBs/enterprises and cloud service providers. We provide hybrid infrastructure solutions for a variety of operating environments.

We deliver a portfolio of computing, storage and networking capabilities that integrate and interoperate with a range of environments by providing strong performance, reliability and security. To accelerate deployment, we offer a suite of pre-tested and pre-engineered solutions that are ready to deploy to address clients' workloads. Our solutions address every phase of the IT lifecycle, which helps maximize the value of our clients' technology investment.

We offer portfolio under the following primary brands:

- *ThinkSystem*: Server, storage and networking solutions.
- *ThinkAgile*: IT software-defined infrastructure that is designed to be easy to deploy and manage.
- *ThinkEdge*: Purpose-built server computing power designed for deployment of new data sources.

As we continue our services-led transformation, we expect services to be an even more important driver for ISG. We expect services to grow faster than any other part of our business, and we will continue to expand our as-a-service offerings under *TruScale*, a truly global everything-as-a-service model.

Smart Verticals & Services

The products and services included under our smart verticals & services primarily include industry vertical solutions for the retail, manufacturing, education, smart cities and telecommunications sectors. Our recently launched *TruScale* brand covers a wide range of as-a-service offerings including device-, infrastructure-, and software-as-a-service.

IMPACT OF COVID-19

The COVID-19 pandemic and its outlook have affected our business in various ways, presenting challenges and opportunities that we continue to address.

COVID-19-related lockdowns have resulted in a mixed set of results. For lockdowns in locations where our production facilities and our suppliers are located, supply disruptions have impacted our operations, as has been the case of lockdowns in Shenzhen, China in the spring of 2022.

Although we have experienced unpredictable challenges across global supply chains in the last two years since the beginning of the COVID-19 pandemic, our operational results demonstrate that our size, scale, strong supplier and partner relationships, and unique hybrid manufacturing model have enabled us to maximize available supply. Our core competencies of innovation, operational excellence including a robust and flexible supply chain, and global or local footprint have helped us navigate any macro and micro challenges.

Due to the outbreak of COVID-19, our primary smartphone manufacturing site in Wuhan, China was shut down from late-January to late-February 2020, and became fully operational in April 2020. Although this interruption to our Wuhan manufacturing site resulted in product shortages that affected the results of our MBG in the last quarter of the year ended March 31, 2020, we managed to overcome short-term supply issues by taking advantage of other facilities of both our in-house and third-party manufacturing sites around the world. Given the current on-going COVID-19 situation, we closely monitor changing demand and inventory levels to identify gaps in supply and production capacity, and prepare contingency plans to minimize any disruptions. For example, we have developed a strong e-commerce strategy. While we strengthen our third-party e-commerce channels, we also enhance our in-house Lenovo.com sales channel. In addition, we have also built a new retail business model we call online-merge-offline that enables our online team to collaborate with offline partners and retail stores to provide a more efficient route to markets.

The global outbreak of COVID-19 reinforced the importance of using the power of technology to fight the pandemic and protect the wellbeing of society. This technological empowerment is expected to lead to secular growth trends in work-from-home and study-at-home arrangements with broad investment implications on PCs, cloud infrastructure and 5G services. In particular, the strong growth in data usage and accelerated public cloud migration have also boosted demand for our services and storage products. We target to capture these opportunities to deliver premium growth to the market, leveraging our operational efficiency and global footprint. For COVID-19-related risks, see *“Risk Factors – We could be adversely affected by the outbreaks of infectious diseases, such as the outbreak of the COVID-19 virus.”*

CORPORATION COOPERATION

Research and Development

We are committed to being a truly innovative company and will continue to create new categories of products and technologies that will both enhance our client experience and differentiate us from our competitors. We invest for the future, targeting new products and technology, and we typically focus our research and development on ideas that can be brought to market within a timeframe of approximately 24 months. We operate major research centers in China, Japan, and the United States, including a state of the art research, development and the production facility for smartphone and the tablet products in Wuhan, China, which was officially opened in December 2013. We currently hold rights to patents relating to certain aspects of our hardware devices, accessories, software and services. Over time, we have accumulated numerous patents around the world.

In addition to driving innovation in our own product development, we also work with partner startups to develop innovative solutions. Our new business development platform represents our efforts to leverage our established advantages to bring new technologies to market.

As of March 31, 2022 we had over 15,000 R&D personnel. Our global R&D presence includes 17 R&D locations worldwide, primarily in China, Japan and the United States. As of March 31, 2022, we had four AI innovation centers in Morrisville, Stuttgart, Taipei and Beijing. Our research and development expenses were US\$1,336 million, US\$1,454 million and US\$2,073 million, for the years ended March 31, 2020, 2021 and 2022, respectively.

Manufacturing and Materials

We focus on the vertical integration of manufacturing and adopt a hybrid manufacturing strategy that utilizes both in-house manufacturing capabilities and external manufacturers to achieve cost-efficiency and improved visibility of and control over our product development process. As of March 31, 2022, we manufactured most of our products through 35 manufacturing facilities in Argentina, Brazil, Germany, Hungary, India, Japan, Mexico, the United States and multiple locations in China, including Hefei, Wuhan and Shenzhen.

We believe that our hybrid model of using both in-house and third-party manufacturing capabilities enables us to build closer business relationships with our strategic suppliers and partners, control inventory levels effectively, and respond to customers' needs in a timely manner.

Our manufacturing process consists of assembly, software installation, functional testing, and quality control. We have achieved industry-leading manufacturing efficiency by utilizing advanced technologies such as automation, IoT, robotics, AI and digital twinning.

We apply a quality management system throughout the manufacturing process to ensure that our products and services satisfy customer needs and our quality requirements. Our quality management system is maintained through the testing of components, sub-assemblies, software, and systems at various stages in the manufacturing process. All our global manufacturing operations are certified to the ISO14001 Environmental Management System and ISO 9001 Quality Management System.

Essential raw materials and components for our products include processors, chipsets, memory chips, NAND flashes, displays, batteries, electric components, and mechanicals. We procure raw materials and components from a large number of suppliers in China and around the world. We do not rely on any single supplier or country for supply of raw materials or components for our products. However, we maintain several single-source or limited-source supplier relationships (such as Intel for CPUs), either because multiple sources are not readily available or because the relationships are advantageous to us due to performance, quality, support, delivery, capacity, or price considerations. In addition, from time to time, we deliberately cultivate a preferred supplier relationship for certain components or products to ensure our supply. See *“Risk Factors – Risks Relating to Our Business – Our reliance on vendors for products and components, many of whom are single-source or limited-source suppliers, could harm our business by adversely affecting product availability, delivery, reliability and cost.”* for more information on the risks of our use of single-source or limited-source suppliers. We seek to avoid shortages of components and raw materials by actively planning ahead and closely monitoring product demand forecasts with our component and material inventory levels.

Global Operations

We are a global company with operations in more than 180 markets. We monitor our performance by four geographies: AG, EMEA, AP and China, and in the year ended March 31, 2022, these four markets contributed 32.5%, 25.5%, 16.3% and 25.7% of our total revenue, respectively. We are committed to maintaining this global balance as part of our strategic balance of global risks and opportunities.

Brand Building

Our brand vision is to deliver “Smarter Technology for All,” building on two of our top strengths: (i) expertise in innovation and engineering which enables us to bring smarter solutions to market, and (ii) global/local balance which enables us to then deliver this innovation to every person and business on the planet. In 2019 we launched this vision with the largest brand campaign in our company history, running in the top 12 markets and reinforcing how our customers are using smarter technology to significantly improve their lives, work and the planet. This campaign was tightly integrated with our global event series-including TechWorld, where we unveil our latest technology and key partnerships-and also used innovative digital media to drive deep engagement with our key customers. The results show increased awareness of our Lenovo brand, a significant improvement in the company’s reputation and also show that our customers increasingly see us as a top global technology company. We continue to retain our ranking as a top brand on highly regarded surveys and lists, including Brand Finance’s Global Top 500 Most Valuable Brand and BrandZ China Top 50 in 2022.

Sales and Marketing

Our operation covers a significant number of markets and multiple market segments, which typically involve many channel partners for distribution. Depending on the geography, these include resellers, distributors, large-format retailers and telecom providers. We also provide direct sales capabilities via the Internet in many locations. We negotiate purchase contracts with our large corporate customers under our relationship model; however, order fulfillment for these customers is usually through one of our business partners.

Competition

We operate in an industry in which there are rapid technological advances in hardware, software, and service offerings. We face frequent and different product and price actions from competitors. The markets in which we compete are comprised of large and small companies across all areas of our business. New entrants may continue to enter our markets and develop technologies that may compete with ours. We compete primarily on our ability to offer our customers the most current and desired product innovation at competitive prices. Principal competitive factors important to us include product and service features, relative price and performance, product quality and reliability, design innovation, software integration and user experience, marketing and distribution capabilities, service and support, and corporate reputation. See “*Risk Factors – Risks Relating to Our Business – We face intense competition, which may adversely affect our revenue, market share and profitability*” for more information on our competitive risks.

Customer Support

We are committed to providing our customers with consistently high-quality products and services. We have dedicated customer service teams to handle general product and service inquiries, billing questions, online security and technical support issues globally and in various jurisdictions in which we operate 24 hours a day, 7 days a week. Customers can access our customer service teams through various channels such as 24-hour customer service hotlines, websites, social media, online self-help service centers and offline service centers.

Intellectual Property

We regularly file patent applications to protect innovations arising from our research and development activities and currently hold rights to over 20,000 patent assets around the world relating to certain aspects of our hardware devices, accessories, software and services. While we are not substantially dependent on any single patent or group of related patents, we rely primarily on the innovative skills, technical competence and marketing abilities of our personnel. We also enjoy copyright protection for certain aspects of our products and services, and we have obtained trademarks for our various products and brands over the world. We believe the duration of our intellectual property rights is adequate relative to the expected lives of our products.

In addition to our own intellectual property, many of our products and services may have intellectual property owned by third parties. It may be necessary in the future to seek or renew licenses relating to various aspects of our products and services. While we have generally been able to obtain licenses on commercially reasonable terms in the past, we cannot guarantee that we will be able to do so in the future or at all.

Environmental, Social and Governance

We take a systemic approach to managing our ESG programs. We believe that the integration of a strong ESG program addresses the growing concerns of individual consumers and large enterprise customers around the globe.

Environmental

Our environmental programs extend beyond the ecolabels and the carbon footprint of the products that we manufacture to programs that also identify climate mitigation opportunities in our operations, supply chain, and other aspects of our business. Our corporate Environmental Affairs Policy applies to all of our operations and provides the foundation for our Environmental Management System (“EMS”). Our EMS, which is ISO 14001:2015 certified, includes processes to evaluate legal and voluntary requirements and ensure compliance across our global design, development and manufacturing operations for computer products and devices, data center products, mobile devices, smart devices and accessories. The environmental management system, covering manufacturing and development sites, and health and safety management systems, covering manufacturing sites are subjected to regular internal and third-party environmental and health and safety audits on the schedules defined by the ISO 14001 (environmental) and ISO 45001 (health and safety) management system standards and our registrar.

Through our EMS program, we conduct a Significant Environmental Aspect (“SEA”) evaluation at least annually. This process evaluates significant or material environmental aspects while identifying risks and opportunities that may impact our business or operations. To manage our SEA evaluations, we establish relevant environmental objectives and targets with key performance indicators addressing site operations, products, and global supply chain functions. We monitor and assess the progress of the objectives and targets semi-annually as part of our EMS.

As a result of our continuous environment-related efforts, in 2022 we received Green Freight Asia certifications in China (3-leaf certification), India (2-leaf certification) and Australia (4-leaf certification).

Social

Our social impact programs are framed with a global mindset that inspires innovation through inclusion and access to opportunity, both within our internal workforce and in the communities where we live and work. We are committed to advancing diversity across our workforce and have established a global goal to achieve 27% female representation in our executive population by 2025, in addition to goals that promote greater inclusion of people with disabilities across our global workforce and a U.S. specific goal to reach 35% executive representation of under-represented minorities by 2025. We advance inclusion in communities by investing in STEM (science, technology, engineering and math) education, increasing access to opportunities for diverse populations, and empowering employees to improve global communities. We implement this through various global partnerships and programs, including the Lenovo Foundation and Lenovo Foundation Beijing.

As a result of our continuous effort in social impact, in 2022, we were included in Bloomberg’s Gender Equality Index. We were also named a top place to work for disability inclusion, with a 100% score on Disability:IN’s 2021 Disability Equality Index. In addition, for the fifth consecutive year, we were included in the Human Rights Campaign Foundation’s 2022 Corporate Equality Index, while receiving a score of 100 and the distinction of “Best Place to Work for LGBTQ+ Equality.” The Index is the premier benchmarking survey on corporate policies and practices for LGBTQ workplace equality in the United States.

Corporate Governance

Our board of directors and senior management team strive to attain and uphold a high standard of corporate governance and to maintain sound and well-established corporate governance practices for the interest of shareholders and other stakeholders including customers, suppliers, employees and the general public. Our eleven-member board includes eight independent non-executive directors, who meet on a quarterly basis and are highly reputable individuals with many years of professional experience outside Lenovo. We also regularly undertake reviews of our corporate governance system to ensure it is in line with international and local best practices.

Our corporate governance framework includes a corporate sustainability policy, which outlines the ESG principles that guide our operations. Our governance structure provides a solid foundation for our ESG program with internal control procedures, while our Ethics and Compliance Office promotes the highest ethical standards of business conduct and legal compliance. We have established an ESG Executive Oversight Committee comprised of executives from across multiple organizations including operations, supply chain, development, human resources, and other areas to provide oversight for our ESG strategy.

We have received numerous recognitions for our ESG programs. For example, we were named to the Corporate Knights 100 Most Sustainable Corporations list in 2022 and rated AA+ for the first time in the 2021 Hang Seng Corporate Sustainability Index. Additionally, we were recognized as one of the World's Most Admired Companies by Fortune in 2022 and included in the 2022 Bloomberg Gender Equality Index. We have received the Best Corporate Governance & ESG Award by the Hong Kong Institute of Certified Public Accountants for nine consecutive years.

Employees

As at March 31, 2022, we had approximately 75,000 employees worldwide.

We employ a pay-for-performance approach at all levels of our professional workforce. This approach includes annual goal setting and review, group calibration of individual ratings to ensure fair assessment, and pay decisions based on both team performance and individual contribution. Our remuneration policy including bonus, employee share purchase plan (launched in October 2016) and long-term incentive schemes have been implemented with reference to our performance as a group, as well as individual employee performance. We also provide benefits such as medical, pension and wellbeing programs to employees to sustain our competitiveness. Furthermore, we have a 70-20-10 approach to employee development, which recognizes that employees learn through three distinct types of experiences: on the job assignments (70%), developmental coaching and mentoring relationships (20%), and formal coursework and training (10%). We deliver live professional development courses and forums available to our employees throughout the year, as well as online learning resources provided on demand through global learning management system.

We also hold an organizational and human resource planning ("OHRP") process annually, during which executives at all levels evaluate and make key decisions about organizational structure, strategic roles, and individual talent relative to our current and future business imperatives. We believe our OHRP process is critical for ensuring that we have the right structure and talent in place to deliver on our present and future strategy.

We maintain the Lenovo Code of Conduct, which applies to all of our employees globally and addresses matters related to our corporate culture, employee policies, conduct in the marketplace and our commitments to the community and society. Along with this Code, we have policies that instruct our employees on compliance with laws, including compliance policies for the various anti-corruption and anti-bribery laws applicable to us. We also have a policy on providing gifts, entertainment, corporate hospitality and travel to third parties, including government officials. Through the controls and processes, we maintain to monitor compliance with these policies, we have from time to time detected violations of them, and we have used lessons learned from these incidents to further enhance our ethics and compliance program. For example, in August of 2020, we launched our revised and updated gift, entertainment, corporate hospitality and travel policy, and we are continuing its roll-out through training and corporate communication.

Properties and Facilities

We have a distributed management structure with operational hubs in Beijing, China and North Carolina, United States. We own properties in a number of cities in China, including Beijing, Wuhan, Hefei, Shanghai, Shenzhen, Huiyang and Chengdu, and lease other offices in China. We also own properties in Jaguariuna, Brazil; Chennai, India; and Ota, Japan and lease offices in other jurisdictions, including Hong Kong and North Carolina. Many of these properties have received, or are expected to receive, recognized local and/or international green building certification from China Green Building Evaluation Label, BEAM Plus and/or LEED, such as our Beijing Campus which obtained a LEED “Gold” certification. We believe that we will be able to obtain adequate facilities, principally through the leasing of appropriate properties, to accommodate our future expansion plans.

Insurance

We maintain various insurance policies to safeguard against risks and unexpected events. We have purchased property insurance covering all risks of physical loss, destruction or damage to the inventory of our products and our fixed assets. We maintain commercial general liability insurance globally to protect against a variety of claims, including bodily injury, property damage and personal injury, that may arise from our products and services. In addition, we maintain trade insurance for our overseas transactions in certain markets.

MANAGEMENT

MANAGEMENT OVERVIEW

The board of directors of the Company (the “Board”) currently consists of 11 directors, of whom one is an executive director, two are non-executive directors and eight are independent non-executive directors. All non-executive directors (including independent non-executive directors) have entered into letters of appointment with the Company for a term of three years, subject to retirement from office by rotation and re-election at the Company’s annual general meetings.

DIRECTORS

The following table sets forth information regarding our directors as of June 30, 2022:

<u>Name</u>	<u>Age</u>	<u>Position</u>
Mr. Yang Yuanqing	57	Chairman, Chief Executive Officer and executive director
Mr. Zhu Linan	59	Non-executive director
Mr. Zhao John Huan	59	Non-executive director
Mr. William O. Grabe	84	Lead independent director and independent non-executive director
Mr. William Tudor Brown	63	Independent non-executive director
Mr. Yang Chih-Yuan Jerry	53	Independent non-executive director
Mr. Gordon Robert Halyburton Orr	60	Independent non-executive director
Mr. Woo Chin Wan Raymond	67	Independent non-executive director
Ms. Yang Lan	54	Independent non-executive director
Ms. Cher Wang Hsiueh Hong	63	Independent non-executive director
Professor Xue Lan	63	Independent non-executive director

HONORARY CHAIRMAN

Mr. Liu Chuanzhi, 78, has been the Honorary Chairman and Senior Advisor of the Company since November 3, 2011. Mr. Liu is the founder of the Group and held the positions of executive director, non-executive director and chairman of the Board at different times from 1993 until his resignation from the Board on November 3, 2011. As our Honorary Chairman, Mr. Liu is not a director or an officer of the Company or of any subsidiary of the Company, and does not have any management role in the Company or any of its subsidiaries. He graduated from the Radar Navigation Department of People’s Liberation Army Institute of Telecommunication Engineering (now known as Xidian University) in China in 1966 and has substantial experiences in corporate management. Mr. Liu is the honorary chairman of the board of directors and senior advisor (previously the chairman of the board and executive director) of Legend Holdings Corporation (SEHK listed) which holds substantial interests in the issued shares of the Company.

CHAIRMAN AND EXECUTIVE DIRECTOR

Mr. Yang Yuanqing, 57, is the Chairman of the Board, Chief Executive Officer and an executive director of the Company. He is also a director and a shareholder of Sureinvest Holdings Limited which holds interests in the issued shares of the Company. Mr. Yang assumed the duties of Chief Executive Officer of the Company on February 5, 2009. Prior to that, he was the chairman of the Board from April 30, 2005. Before taking up the office as chairman, Mr. Yang was the chief executive officer and has been an executive director of the Company since December 16, 1997.

Mr. Yang has over 30 years of experience in the IT industry. Under his leadership, Lenovo has been China's best-selling PC brand since 1997 and is the leading PC vendor, one of the major players in global smartphone, tablet and server markets. Mr. Yang received a master's degree in computer science from the University of Science and Technology of China, and Bachelor degree in computer science and engineering from Shanghai Jiao Tong University. Mr. Yang is currently an independent director of Baidu, Inc. (NASDAQ and SEHK listed) and Taikang Insurance Group Inc.

NON-EXECUTIVE DIRECTORS

Mr. Zhu Linan, 59, has been a non-executive director of the Company since April 30, 2005. Mr. Zhu graduated with a master's degree in electronic engineering from Shanghai Jiao Tong University and has more than 20 years of management experience. He was previously a senior vice president of the Group. Mr. Zhu has been re-designated as a non-executive director with effect from January 1, 2020 and prior to that, he was executive director, president and member of the executive committee of Legend Holdings Corporation (SEHK listed), a company holding substantial interests in the issued shares of the Company. He was a non-executive director of CAR Inc. (delisted from the SEHK on July 8, 2021).

Mr. Zhao John Huan, 59, has been a non-executive director of the Company since November 3, 2011. Mr. Zhao holds a master's degree in business administration from the Kellogg School of Management at Northwestern University, dual master's degrees in electric engineering and physics from Northern Illinois University and a bachelor's degree in physics from Nanjing University. He has been re-designated as a non-executive director with effect from January 1, 2020 and prior to that, he was an executive director, executive vice president and member of executive committee of Legend Holdings Corporation (SEHK listed), a company having substantial interests in the issued shares of the Company. He is also the chairman of Hony Capital Limited.

In addition, he currently holds the following positions: non-executive director of China Glass Holdings Limited, the chairman of the board and executive director of Best Food Holding Company Limited, chairman of the board and executive director of Goldstream Investment Limited (formerly known as "International Elite Ltd.") (all SEHK listed), a non-executive director of ENN Natural Gas Co., Ltd. (formerly known as "ENN Ecological Holdings Co., Ltd") (Shanghai Stock Exchange listed), Zoomlion Heavy Industry Science and Technology Co., Ltd. (SEHK and Shenzhen Stock Exchange listed), and Simcere Pharmaceutical Group Limited (SEHK listed).

Mr. Zhao was previously the deputy chairman of Shanghai Environment Group Co., Ltd., chairman of the board and non-executive director of Hospital Corporation of China Limited, and a non-executive director of Eros STX Global Corporation and Shanghai Jin Jiang International Hotels Company Limited.

INDEPENDENT NON-EXECUTIVE DIRECTORS

Mr. William O. Grabe, 84, has been an independent non-executive director of the Company since February 8, 2012 and was appointed as the lead independent director of the Company on May 23, 2013. Before that, he was a non-executive director of the Company since May 17, 2005. Mr. Grabe is currently a director of Gartner Inc. (NYSE listed). He was previously an independent director of Compuware Corporation and a director of Covisint Corporation and QTS Realty Trust, Inc. Mr. Grabe is an advisory director of General Atlantic LLC. He formerly served as a managing director of General Atlantic LLC and has been associated with General Atlantic Group since 1992. Prior to that, he served as a corporate vice president and officer of IBM.

Mr. William Tudor Brown, 63, has been an independent non-executive director of the Company since January 30, 2013. Mr. Brown is a Chartered Engineer and holds an MA (Cantab) Degree in electrical sciences from Cambridge University. He is a fellow of the Institution of Engineering and Technology and a fellow of the Royal Academy of Engineering. He was awarded as a Member of the Order of the British Empire (MBE) on June 15, 2013.

Mr. Brown was one of the founders of ARM Holdings plc (“ARM”) (London Stock Exchange and NASDAQ listed). During the years with ARM, he held a broad range of leadership positions including engineering director, chief technical officer, executive vice president for global development, chief operating officer and president. He had responsibility for developing high-level relationships with industry partners and governmental agencies and for regional development. He also served as a director of ARM from October 2001 to May 3, 2012. Before joining ARM, he was the principal engineer at Acorn Computers Ltd., working exclusively on the ARM research & development programme since 1984.

Mr. Brown is currently an independent non-executive director of Semiconductor Manufacturing International Corporation (SEHK and Shanghai Stock Exchange listed), Ceres Power Holdings plc (London Stock Exchange listed) and Marvell Technology Group Ltd. (NASDAQ listed). He was previously an independent non-executive director of P2i Limited and Xperi Corporation. He also served on the UK Government Asia Task Force until May 2012.

Mr. Yang Chih-Yuan Jerry, 53, has been an independent non-executive director of the Company since November 6, 2014. Prior to that, he was the board observer of the Company since February 20, 2013. He holds a master’s degree and a bachelor’s degree of science in electrical engineering from Stanford University, where he served on the Board of Trustees from June 2005 until September 2015 and from October 2017 to the present.

Mr. Yang co-founded Yahoo! Inc. (NASDAQ listed) and served as its chief executive officer from June 2007 to January 2009. He also served as a member of the board of directors of Yahoo! Inc. until January 17, 2012. During such appointment, Mr. Yang focused on corporate strategy and technology vision. Mr. Yang was also instrumental in building strategic business partnerships, international joint ventures and recruiting key talent.

Mr. Yang also served as a director of Yahoo! Japan Corporation from January 1996 to January 2012, an independent director of Cisco Systems, Inc. from July 2000 to November 2012. Mr. Yang is currently an independent director of Workday Inc. (NASDAQ listed) and Alibaba Group Holding Limited (NYSE and SEHK listed).

Mr. Gordon Robert Halyburton Orr, 60, was re-designated as an independent non-executive director of the Company on 1 September 1, 2016. Prior to that, he was a non-executive director of the Company since 2015. He holds a Master of Arts degree in Engineering Science from Oxford University, United Kingdom and a Master of Business Administration degree from Harvard University.

Mr. Orr joined McKinsey & Company (“McKinsey”) in 1986 and held a broad range of senior positions in McKinsey until his retirement in August 2015. During the years with McKinsey, he was Greater China Managing Partner and subsequently Senior Partner (1999-2015), Managing Partner of McKinsey Asia (2008-2014) and Member of McKinsey’s Global Operating Committee (2008-2015). He also served on McKinsey’s Global Shareholder’s Board (2003-2015) and chaired the Governance and Risk Committee.

In the past 20 years, Mr. Orr has served a broad range of clients in Asia, with primary focus on China and technology related sectors across Asia. Mr. Orr is currently an independent non-executive director of Swire Pacific Limited and Meituan (formerly known as “Meituan Dianping”) (both SEHK listed) and he is also the chairman of the audit committee and member of the corporate governance committee of Meituan. Mr. Orr currently is a board member of EQT AB (listed on the Nasdaq Stockholm). He is also a vice chairman of the China-Britain Business Council.

Mr. Woo Chin Wan Raymond, 67, has been an independent non-executive director of the Company since February 22, 2019. Mr. Woo is a retired partner of Ernst & Young (“Ernst & Young”). Before his retirement in June 2015, he had held various senior positions with Ernst & Young in the Greater China area. He was a director and the general manager of Ernst & Young Hua Ming CPA, a member of Ernst & Young’s Greater China Leadership Team, and the managing partner of Ernst & Young’s Greater China Operations. He has more than 30 years of professional experience, specializing in audit, corporate restructuring, IPO, risk management, and mergers and acquisitions. Mr. Woo is a Canadian Chartered Accountant and a Hong Kong Certified Public Accountant. He obtained his master’s degree in Business Administration from York University (Canada) in 1982.

Mr. Woo is currently an independent non-executive director of Bank of Communications Co., Ltd. (SEHK listed). He was previously an independent non-executive director of Great Wall Pan Asia Holdings Limited and an independent non-executive director of Dah Chong Hong Holdings Limited.

Ms. Yang Lan, 54, has been an independent non-executive director of the Company since May 15, 2020. Ms. Yang is currently a broadcast journalist and media entrepreneur with approximately 30 years’ experience in the industry. She is the co-founder and chairperson of Sun Media Group and Sun Culture Foundation. Sun Media Group is a private media group in China with businesses ranging from production of high-quality programs and integrated marketing in film & television, education, women’s community, publishing and location-based entertainment and sports across Mainland China, Hong Kong S.A.R. of China and the United States, while Sun Culture Foundation is a non-profit organization aiming to improve education and promote philanthropy. Ms. Yang obtained her bachelor’s degree in English Language & Literature from Beijing Foreign Studies University, China in 1990 and her master’s degree in International Affairs from Columbia University, the United States of America in 1996.

Prior to that, she was a creator, executive producer and anchor of talk show series “Yang Lan Studio” (now known as “Yang Lan One on One”) in Phoenix Television. Ms. Yang has in-depth researches, delivered documentary series and published a book on Artificial Intelligence (“AI”). She is currently a global ambassador and international board member for the Special Olympics Movement, a member of Lincoln Center President’s Council, and the vice-president and standing board member of China Charity Alliance. She served as the presenter for Beijing’s bid for both the 2008 Olympic Games and 2022 Olympic Winter Games and the Goodwill Ambassador for 2010 Shanghai Expo. Ms. Yang was ranked among The World’s 100 Most Powerful Women by Forbes.

Ms. Cher Wang Hsiueh Hong, 63, has been an independent non-executive director of the Company since June 20, 2022. Ms. Wang is the co-founder and chairwoman of HTC Corporation (Taiwan Stock Exchange listed) and has established a number of successful Information Technology related businesses, with over 40 years’ experience in the industry. Ms. Wang obtained her bachelor’s degree in Political Economy of Industrial Societies at the University of California, Berkeley in 1982.

Ms. Wang founded VIA Technologies, Inc. in 1992 (Taiwan Stock Exchange listed), a leading developer of computing platforms connecting businesses to advanced Artificial Intelligence (AI), Internet of Things (IoT), and computer vision technology for transportation, industrial, smart city, and data center applications. She founded, was the chairwoman and is currently a director of VIA Technologies, Inc. Prior to these, Ms. Wang was the general manager of the PC division at First International Computer, Inc., and helped drive the business unit into the lucrative motherboard market.

Ms. Wang is currently also a director of Formosa Plastics Corporation, Xander International Corporation and VIA Labs, Inc. (representing VIA Technologies, Inc.) (all Taiwan Stock Exchange listed).

Professor Xue Lan, 63, has been an independent non-executive director of the Company since June 20, 2022. Prof. Xue is currently a professor at Tsinghua University, teaching and research interests in Public Policy and Management, Science and Technology Policy, Crisis Management and Global Governance.

Prof. Xue is currently an independent non-executive director of SenseTime Group Inc. (SEHK listed) and an independent non-executive director of Neusoft Corporation (Shanghai Stock Exchange listed). He is serving as the vice chairman of the board of Chinese Association of Science and Science & Technology Policy (the CASSSP), the chair of the National Expert Committee on New Generation of Artificial Intelligence Governance and a member of the Standing Committee of the China Association for Science and Technology.

Prof. Xue obtained his bachelor’s degree in optics and fine mechanics from the Changchun Institute of Optics and Fine Mechanics (currently known as Changchun University of Science and Technology) in January 1982. He obtained a Master of Science degree from the State University of New York at Stony Brook in December 1987. He further received a Master of Science degree and a Ph.D. degree in engineering and public policy from Carnegie Mellon University in May 1989 and December 1991, respectively.

* The English translation of the PRC entities included in this document is for identification purposes only.

SENIOR MANAGEMENT

The following table sets forth information regarding the senior management of the Company as at June 30, 2022:

Name	Age	Position
Mr. Yang Yuanqing	57	Chairman, Chief Executive Officer and executive director
Ms. Gao Lan	56	Senior Vice President of Human Resources
Mr. He Zhiqiang	59	Senior Vice President, President of Lenovo Capital and Incubator Group
Mr. Liu Jun	53	Executive Vice President and the President of the China geography
Ms. Qiao Jian	54	Senior Vice President, Chief Strategy Officer and Chief Marketing Officer
Ms. Laura G. Quatela	64	Senior Vice President and Chief Legal Officer
Mr. Luca Rossi	49	Executive Vice President and President of the Intelligent Devices Group
Mr. Yong Rui, PhD	52	Senior Vice President and Corporate Chief Technology Officer
Mr. Kirk Skaugen	51	Executive Vice President and President of the Infrastructure Solutions Group
Mr. Che Min (Jammi) Tu	50	Senior Vice President for Group Operations
Mr. Ken Wong	48	Executive Vice President and President of the Solutions & Services Group
Mr. Wong Wai Ming	64	Executive Vice President and Chief Financial Officer
Mr. Matthew Zielinski	43	Executive Vice President and President of the International Sales Organization

Mr. Yang Yuanqing, 57, is the Chairman of the Board, Chief Executive Officer and an executive director of the Company. For the details of his biography, please refer to “– *Chairman and Executive Director*”.

Ms. Gao Lan, 56, joined the Group in 2009 and is currently the Senior Vice President of Human Resources of the Company, responsible for human resources, organizational development, global talent, compensation and benefits, as well as nurturing the Company’s culture. Prior to this role, Ms. Gao held several Vice President roles leading the HR functions of many teams, including Emerging Markets Group, APLA & China Geography, People & Organization Capability and HR Strategy & Operations. Before joining the Group, Ms. Gao held senior positions in HR in various multinational companies. Ms. Gao holds a bachelor’s degree of science from Nankai University, an M.Phil. degree from Cambridge University in the UK, completed human resource management courses at the Western Management Institute of Beijing and the Leadership Excellence for Business HR Program at Stanford University in the US.

Mr. He Zhiqiang, 59, joined the Group in 1986 and is currently the Senior Vice President of the Company and President of the Lenovo Capital and Incubator Group. This group is responsible for driving innovation through investment in startups, spinning off new businesses and exploring new technologies. Prior to that, Mr. He held various leadership positions in the Group including the President of the Cloud Services Business Group and was the Chief Technology Officer overseeing Lenovo’s Research & Technology initiatives and systems. Mr. He holds a bachelor’s degree in computer communication from Beijing University of Posts and Telecommunications and a master’s degree in computer engineering from the Institute of Computing Technology of the Chinese Academy of Sciences.

Mr. Liu Jun, 53, joined the Group in 1993 and is currently an Executive Vice President and the President of the China geography, responsible for leading the China business platform and sales across all three Lenovo business groups through an integrated go-to-market strategy. Prior to this role, he held a broad range of leadership positions at Lenovo including a Senior Vice President of the Company, the President of the Mobile Business Group, Product Group, Consumer Business Group, Idea Product Group and Global Supply Chain, the Chief Operating Officer of Lenovo China, the President of Planning and Operation, and the President of Lenovo Consumer and IT Business. Lenovo's famous Dual Model (transactional and relationship models) was developed under his direct leadership and remains crucial part of Lenovo business to this day. Mr. Liu holds a bachelor's degree in automation and an EMBA, both from Tsinghua University. He also completed senior executive programs at Harvard and Stanford universities.

Ms. Qiao Jian, 54, joined the Group in 1990 and is currently the Senior Vice President, Chief Strategy Officer and Chief Marketing Officer of the Company, overseeing Lenovo's strategy and planning, global brand, marketing and communications. Before that, Ms. Qiao was Co-President of the Mobile Business Group focusing on Lenovo's mobile business in China. Prior to that, Ms. Qiao was the Senior Vice President of Human Resources. Ms. Qiao held various senior positions in the Group including Senior Vice President of Strategy and Planning and Vice President of Human Resources – both before and after the acquisition of IBM's PC Division. Ms. Qiao has extensive experience in strategy, marketing and branding, human resources and business management. She holds a bachelor's degree in management science from Fudan University and holds an EMBA from the China Europe International Business School.

Ms. Laura G. Quatela, 64, joined the Group in October 2016 as a Senior Vice President and the Chief Legal Officer responsible for the Group's legal, IP, government relations and ESG (environmental, social and governance) matters globally. Before joining the Group, Ms. Quatela had a 15-year career with Eastman Kodak Company ("Kodak") holding a broad range of leadership positions including Chief Intellectual Property Officer, General Counsel, Senior Vice President, Co-Chief Operating Officer and President of the company. She had responsibility for licensing Kodak's technology, patents and trademarks and leading Kodak's consumer film, photographic paper, retail photo kiosk, event imaging and OLED businesses. Prior to joining Kodak, Ms. Quatela worked for Clover Capital Management, Inc., SASIB Railway GRS, and Bausch & Lomb. In private law practice, she was a defense litigator specializing in mass tort cases. Ms. Quatela is a graduate of Denison University, B.A., International Politics and Case Western Reserve University School of Law, J.D., where she was inducted into the Society of Benchers. The *Financial Times* named her among the Top 20 GCs in the World in June 2021. In November 2021, she was inducted into the IP Hall of Fame as a joint winner of IAM's Inaugural Q. Todd Dickinson Award. Ms. Quatela is conversant in Mandarin.

Mr. Luca Rossi, 49, joined the Group in 2015 and is currently an Executive Vice President of the Company and the President of the Intelligent Devices Group (IDG) overseeing Lenovo's global business in PCs, smartphones, tablets, workstations and other products. Prior to this role, he served as President of the Europe Middle East Africa (EMEA) and Latin America (LATAM) geographies, leading the PC, smartphone, tablet and server businesses. Before joining Lenovo, Mr. Rossi held numerous global leadership roles in Europe including president of EMEA of Acer, leading the consumer business and the product business of Packard Bell and general manager of Asus Europe. Mr. Rossi started his career as a 19-year-old entrepreneur setting up an Italian systems integrator under the Geo Microsystems brand. Mr. Rossi holds a diploma in accounting and studied in Bocconi University.

Dr. Yong Rui, 52, joined the Group in 2016 as Senior Vice President and Corporate Chief Technology Officer. He oversees Lenovo's corporate technical strategy, research and development directions, and leads the Lenovo Research organization. He drives Lenovo's effort in AI, AR, 5G, Edge/Cloud Computing, Device Innovation, and various smart vertical solutions. Before joining the Group, he had an 18-year career with Microsoft, where he held various leadership roles in R&D strategy, basic research, technology incubation and product development. Dr. Rui is a world-renowned technologist in computer science and artificial intelligence, a Fellow of ACM, IEEE, IAPR, and SPIE, and a Foreign Member of Academia Europaea. He received his BS from Southeast University, his MS from Tsinghua University, and his PhD from University of Illinois at Urbana-Champaign (UIUC).

Mr. Kirk Skaugen, 51, joined the Group in November 2016 as an Executive Vice President of the Company and President of the Infrastructure Solutions Group. In this capacity he leads the end-to-end data center business including Hyperscale & Cloud, High Performance Computing & Artificial Intelligence, Software Defined Infrastructure, Edge/IOT servers, telecommunications, and Lenovo's related server, storage, software and services business. This includes strategy, architecture, hardware and software engineering, supply chain and procurement, quality, customer service, sales and marketing across Lenovo ISG's five geographies with business in 180 countries. Prior to Lenovo, Mr. Skaugen worked at Intel for 24 years where in his most recent positions he led the Data Center Group and Client Computing Group as senior vice president. As head of Client Computing, Mr. Skaugen was responsible for Intel's largest revenue and profit contributor including Intel's PC, tablet, and phone businesses. Mr. Skaugen holds a Bachelor's degree of Science in Electrical Engineering from Purdue University.

Mr. Che Min (Jammi) Tu, 50, joined the Group in 2012 and is currently the Senior Vice President for Group Operations, where he is responsible for driving Lenovo's operational excellence and improving efficiency across the One Lenovo Operation by working across the numerous Business Groups to identify synergies and to standardize and streamline processes. Prior to this role, he was Chief Operating Officer of Lenovo's Intelligent Devices Group (IDG), playing a crucial role in leading that organization to record performance and Chief Financial Officer (CFO) for the Europe Middle East Africa (EMEA) region. Before joining Lenovo, Mr. Tu was the CFO of Acer Inc. (Acer) from 2009 to 2011 and he also held numerous leadership roles at Acer including Treasury Director, CFO of EMEA as well as special assistant to Chief Executive Officer. Mr. Tu holds an MBA from the University of Manchester.

Mr. Ken Wong, 48, is President of Lenovo's Solutions and Services Group (SSG) and a member of Lenovo Executive Committee since 2015. As Executive Vice President of Lenovo and President of SSG, Mr. Wong is tasked with transforming Lenovo from the world's largest PC and laptop company into a global leader in IT solutions and services. SSG's wide spectrum of offerings – support services, managed services, and global vertical solutions and services – aims to empower clients to solve some of the most pressing IT and business challenges.

Prior to this role, he led Lenovo Asia Pacific PCs and Smart Devices for five years, where he grew the business to the number one position. He was chairman of NEC Lenovo Japan Group (2016 to 2021) and Fujitsu Client Computing Limited (2018 to early 2021), where he remains a member of the board of directors. Previously, he was responsible for driving the development and implementation of Lenovo's global corporate strategy, reporting to Chairman and CEO of the Company, Mr. Yang Yuanqing. Mr. Wong graduated from The University of Hong Kong with a Bachelor of Engineering in Computer Science, and also holds an Executive MBA jointly awarded by The University of Hong Kong, Columbia University and the London Business School.

Mr. Wong Wai Ming, 64, is currently the Executive Vice President and the Chief Financial Officer of the Company. He was previously an investment banker for more than 15 years and also held senior management positions in listed companies in Hong Kong. He was an independent non-executive director of the Company from March 30, 1999 until his appointment to the position of Chief Financial Officer in 2007. Mr. Wong is a member of the Hong Kong Institute of Certified Public Accountants and the Institute of Chartered Accountants in England and Wales and holds a bachelor's degree in management sciences from the Victoria University of Manchester in the United Kingdom.

Mr. Matthew Zielinski, 43, joined the Group in 2018 and is currently an Executive Vice President of the Company and President of the International Sales Organization (ISO) of the Company, responsible for driving revenue and profit growth across all Lenovo businesses while reinforcing a customer-centric culture. He is also a member of Lenovo Executive Committee. He leads the ISO geographies, namely Asia Pacific, Japan, EMEA, Latin America and North America. Prior to that, he served as the President of the North America Intelligent Devices Group (IDG) where he was responsible for sales, daily operations, growth and profitability for the United States and Canada. Prior to joining Lenovo, he was the corporate vice president and general manager, head of worldwide OEM sales at AMD. He was responsible for leading AMD's end-to-end efforts for all strategic OEMs, as well as global responsibility for end-user sales through all consumer and commercial routes to market. Mr. Zielinski holds a Bachelor of Science in Engineering (BSE) degree in electrical engineering from the University of Michigan.

BOARD TENURE

In accordance with the articles of association of the Company (the "Articles of Association"), all of our directors are subject to retirement by rotation. At each annual general meeting, one-third of the directors for the time being, or, if their number is not three or a multiple of three, then the number nearest one-third, shall retire from office. The retiring directors shall be eligible for re-election. New appointments either to fill a casual vacancy or as an addition to the Board are subject to re-election by shareholders of the Company at the next annual general meeting of the Company. All of our non-executive directors (including independent non-executive directors) have entered into letters of appointment with the Company for a term of three years. Their terms of appointment shall be subject to retirement from office by rotation and re-election at the annual general meeting in accordance with the Articles of Association.

We consider the independence of directors important to us. In line with the best practices on corporate governance, the Board adopted the principle that each term of our independent non-executive directors shall not be more than three years and shall, subject to re-election by shareholders at any subsequent annual general meeting, be renewable for additional three-year terms up to a total of nine years. At the recommendation of the nomination and governance committee, the Board may invite an independent non-executive director to serve for an additional three-year term extending up to a total of twelve years subject to re-election at any subsequent annual general meeting.

COMMITTEES OF THE BOARD

We maintain three Board committees: the audit committee, the compensation committee and the nomination and governance committee.

Audit Committee

Our audit committee consists of Mr. Woo Chin Wan Raymond, Mr. William Tudor Brown and Mr. Gordon Robert Halyburton Orr. Mr. Woo Chin Wan Raymond is currently the chairperson of our audit committee. The audit committee provides an independent review of our financial reporting, and assesses the effectiveness of risk management and internal control systems. It also reviews the adequacy of the Company's internal audit function and manages our relationship with external auditors.

Compensation Committee

Our compensation committee consists of Mr. William Tudor Brown, Mr. William O. Grabe, Mr. Gordon Robert Halyburton Orr and Mr. Zhao John Huan. Mr. William Tudor Brown is currently the chairperson of our compensation committee. The compensation committee is responsible for the assessment and recommendation of the compensation policy, the determination of compensation level and package for the members of the Board and senior management, the pay efficiency to support understanding of pay affordability and sustainability for the entire company. It also reviews the compensation and remuneration trends and regulatory developments in the technology industry to supplement our compensation policy.

Nomination and Governance Committee

Our nomination and governance committee consists of Mr. Yang Yuanqing, Mr. William O. Grabe and Ms. Yang Lan. Mr. Yang Yuanqing is currently the chairperson of our nomination and governance committee. The nomination and governance committee assists the Board in overseeing Board organization and composition, reviewing succession planning, and developing the corporate governance principles and policy. It is also responsible for the assessment of the performance of the Chairman of the Board and/or chief executive officer and the independence of independent non-executive directors.

LENOVO EXECUTIVE COMMITTEE

The Lenovo Executive Committee is a management committee comprising our chief executive officer and certain members of senior management. It is responsible for increasing management efficiency and communication among senior management; planning, strategy and implementation of major corporate decisions and strategic decisions; and the design, implementation and review of our risk management framework to achieve organizational objectives.

CORPORATE GOVERNANCE CODE COMPLIANCE

The Board and the management strive to attain and uphold a high standard of corporate governance and to maintain sound and well-established corporate governance practices for the benefit of shareholders and other stakeholders including customers, suppliers, employees and the general public. We abide strictly by the governing laws and regulations of the jurisdictions where we operate and observe the applicable guidelines and rules issued by regulatory authorities. We regularly review our corporate governance system to ensure it is in line with international and local best practices.

Throughout the year ended March 31, 2022 and the quarter ended June 30, 2022, based on our directors' knowledge, we complied with the code provisions of the Corporate Governance Code (the "CG Code") set out in Appendix 14 to the Rules Governing the Listing of Securities on the SEHK (the "Listing Rules"), and where appropriate, met the recommended best practices in the CG Code, except that the roles of the chairman of the Board (the "Chairman") and the chief executive officer (the "CEO") have not been segregated as required by code provision C.2.1 of the CG Code.

Since November 3, 2011, Mr. Yang Yuanqing ("Mr. Yang") has been performing both the roles as the chairman of the Board and chief executive officer. The Board has reviewed the organization human resources planning of the Company and is of the opinion that it is appropriate and in the best interests of the Company at the present stage for Mr. Yang to continue to hold both the positions as it would help to maintain the continuity of our strategy execution and stability of the operations of the Company. The Board comprising a vast majority of independent non-executive directors meets regularly on a quarterly basis to review the operations led by Mr. Yang.

The Board also appointed Mr. William O. Grabe ("Mr. Grabe") as the lead independent director (the "Lead Independent Director") with broad authority and responsibility. Among other responsibilities, the Lead Independent Director serves as chair of the nomination and governance committee meeting and/or Board meeting when considering (i) the combined roles of Chairman and CEO; and (ii) assessment of the performance of Chairman and/or CEO. The Lead Independent Director also calls and chairs meeting(s) with all independent non-executive directors without management and executive director present at least once a year on such matters as are deemed appropriate. Accordingly, the Board believes that the current Board structure with combined roles of Chairman and CEO, the appointment of Lead Independent Director and a vast majority of independent non-executive directors provide an effective balance on power and authorizations between the Board and the management.

In relation to the recommended best practices in the CG Code, we published quarterly financial results and business reviews in addition to interim and annual results. Quarterly financial results enhanced the shareholders' ability to assess the performance, financial position and prospects of the Company. The quarterly financial results were also prepared using the accounting standards consistent with the policies applied to the interim and annual financial results.

PRINCIPAL SHAREHOLDERS

As at June 30, 2022, the following persons beneficially own 5% or more of our outstanding shares and underlying shares, as recorded in the register maintained by us pursuant to section 336 of the Securities and Futures Ordinance (Chapter 571 of the laws of Hong Kong) (the “SFO”):

Name	Capacity and number of shares/underlying shares held				
	Long position/ Short position	Beneficial owner	Corporate interests	Aggregate long and short positions	Approximate percentage of interests (Note 1)
Legend Holdings Corporation	Long position	2,867,636,724	1,461,168,248 (Note 3)	4,328,804,972	35.94%
Right Lane Limited	Long position	257,400,000	1,203,768,248 (Note 4)	1,461,168,248	12.13%
Legion Elite Limited.	Long position	480,900,000	764,868,248 (Note 5)	1,245,768,248	10.34%
Yang Yuanqing	Long position	527,861,463	622,804,000 (Note 8)	1,150,665,463	9.56%
Red Eagle Group (PTC) Limited	Long position	–	719,304,248 (Note 6)	719,304,248	5.97%
Harvest Star Limited.	Long position	–	719,304,248 (Note 7)	719,304,248	5.97%
Union Star Limited	Long position	719,304,248	–	719,304,248	5.97%
Sureinvest Holdings Limited	Long position	622,804,000	– (Note 8)	622,804,000	5.17%
BlackRock, Inc.	Long position		608,498,380	608,498,380	5.05%
	Short position		1,164,000 (Note 2)	1,164,000	0.01%

Notes:

- The percentage were compiled based on 12,041,705,614 ordinary shares in issue of the Company as at June 30, 2022.
- The interest and short position include underlying shares as follows:

Name	Cash settled unlisted equity derivatives	
	Long position	Short position
BlackRock, Inc.	6,662,000	1,164,000

Listed derivatives – Convertible instruments
Long position
1,940,648

- Pursuant to the corporate substantial shareholder notice filed by Legend Holdings Corporation on March 25, 2022, out of these 1,461,168,248 shares corporate interest held by Legend Holdings Corporation, 257,400,000 shares are directly held by Right Lane Limited (“Right Lane”), a direct wholly-owned subsidiary of Legend Holdings Corporation, and 480,900,000 shares are held by Legion Elite Limited (“Legion Elite”), a wholly owned subsidiary of Right Lane; and 722,868,248 shares are held by Union Star Limited (“Union Star”), a corporation of which more than one-third of its voting power at general meeting is held by Legion Elite and thus Legion Elite is deemed to have interests in those 722,868,248 shares of the Company held by Union Star under the SFO. Subsequently, Union Star filed a corporate substantial shareholder notice on April 1, 2022, and its interest in shares of the Company decreased to 719,304,248.
- Part of these shares are directly or indirectly held by Legion Elite.
- These shares are directly held by Union Star.
- These shares are indirectly held by Harvest Star Limited through Union Star.
- These shares are directly held by Union Star.
- Mr. Yang Yuanqing holds more than one-third of the voting power at general meetings of Sureinvest Holdings Limited (“Sureinvest”). Accordingly, Mr. Yang is deemed to have interests in those 622,804,000 shares of the Company held by Sureinvest under the SFO.

DESCRIPTION OF THE SERIES A NOTES

Lenovo Group Limited (the “Company”) will issue the Series A Notes pursuant to an indenture (the “Series A Indenture”) to be dated on or about July 27, 2022 between itself and Citicorp International Limited as trustee (the “Trustee”). A copy of the Series A Indenture will be available for inspection upon prior written request and satisfactory proof of holding and identity to the Trustee during usual business hours (being between 9:00 a.m. and 3:00 p.m. (Hong Kong time)) on any weekday (Saturdays and public holidays excepted) on or after the original issue date of the Series A Notes at the specified office of the Trustee at Citicorp International Limited, 20th Floor Citi Tower, One Bay East, 83 Hoi Bun Road, Kwun Tong, Kowloon, Hong Kong.

The holders of the Series A Notes will be bound by, and be deemed to have notice of, all the provisions of the Series A Indenture. The following summaries of certain provisions of the Series A Notes and the Series A Indenture are subject to, and are qualified in their entirety by reference to, the detailed provisions of the Series A Notes and the Series A Indenture. Terms and expressions used in this section and not otherwise defined shall have the meanings given to such terms in the Series A Notes and the Series A Indenture. This section does not restate those agreements in their entirety. Whenever particular sections or defined terms of the Series A Indenture not otherwise defined herein are referred to, such sections or defined terms are incorporated herein by reference.

GENERAL

The Series A Notes (for the purposes of this section, the “Notes”) will be issued in an initial aggregate principal amount of US\$625,000,000 and will mature on July 27, 2032, unless the Notes are redeemed earlier pursuant to the terms thereof and of the Series A Indenture (for the purposes of this section, the “Indenture”).

The Notes will bear interest at the rate of 6.536% per annum. Interest on the Notes will accrue from July 27, 2022 or from and including the most recent Interest Payment Date (as defined below) to which interest has been paid or provided for, to and excluding the next Interest Payment Date or the maturity date, as the case may be, payable semi-annually in arrears on January 27 and July 27 in each year (each, an “Interest Payment Date”), commencing on January 27, 2023 to the persons in whose names the Notes are registered at the close of business (whether or not a Business Day) on January 12 and July 12, respectively immediately preceding an Interest Payment Date. Interest on the Notes shall be calculated on the basis of a 360-day year consisting of twelve 30-day months.

In any case where the date of maturity of the principal of or interest on the Notes or the date fixed for redemption of the Notes is not a Business Day, then payment of principal or interest shall be made on the next succeeding Business Day, with the same force and effect as if made on the date of maturity or the date fixed for redemption, as the case may be, and no interest shall accrue for the period after such date. “Business Day” means any day, other than a Saturday or Sunday, that is not a day on which banking institutions are authorized or required by law or executive order to be closed in the City of New York, London, Hong Kong or Beijing (or in any other place in which payments are to be made).

The Notes will not be entitled to the benefit of any sinking fund. The Notes shall be denominated in minimum principal amounts of US\$200,000 and in integral multiples of US\$1,000 in excess thereof.

The Notes will be the direct, unconditional and unsubordinated obligations of the Company, and will at all times, rank at least *pari passu* with all other unsecured and unsubordinated obligations of the Company (other than obligations preferred by applicable law) and senior in priority of payment and in all other respects to all other Indebtedness (as defined below) of the Company that is designated as subordinate or junior in right of payment to the Notes.

The principal of, interest on, and all other amounts payable under, the Notes will be payable to the persons in whose names the Notes are registered, and the Notes may be exchanged or transferred, at the office or agency of the Company maintained for that purpose (which initially will be the specified office of Citibank, N.A., London Branch as Paying Agent c/o Citibank, N.A., Dublin Branch, 1 North Wall Quay, Dublin 1, Ireland). The principal of and interest on the Notes will be made by wire transfer or otherwise in immediately available funds and payable in U.S. dollars. Payments of interest and principal with respect to interests in the global notes will be credited to the respective accounts of the holders of such interests with DTC or its participants, including Euroclear and Clearstream. See “– Notes; Delivery and Form.”

FURTHER ISSUES

The Notes will be issued in an initial aggregate principal amount of US\$625,000,000. The Company may, however, from time to time, without the consent of the holders of the Notes, create and issue pursuant to the Indenture, additional notes having the same terms and conditions under the Indenture as the previously outstanding Notes in all respects, except for issue date, issue price, and amount of the first payment of interest thereon and, to the extent necessary, certain temporary securities law restrictions and, if applicable, the timing for reporting to the NDRC (as defined below under “– Certain Covenants – Notification to NDRC”) (such additional notes, the “Additional Notes”). Additional Notes issued may be consolidated with and form a single series with the previously outstanding Notes; **provided, however, that** such Additional Notes will not be issued under the same CUSIP, ISIN, Common Code or other identifying number as the outstanding Notes unless such Additional Notes are issued pursuant to a “qualified reopening” of the original series, are otherwise treated as part of the same “issue” of debt instruments as the original series or are issued with no more than a *de minimis* amount of original issue discount, in each case for U.S. federal income tax purposes.

MATURITY

Unless earlier redeemed in the limited circumstances set forth below under “– Optional Redemption” and “– Optional Tax Redemption,” the Notes will mature on July 27, 2032, at a price equal to 100% of the principal amount thereof and the Notes will not be otherwise redeemable at the option of the Company.

OPTIONAL REDEMPTION

The Company may at any time and from time to time prior to April 27, 2032 redeem any of the Notes, in whole or in part, on not less than 30 nor more than 60 days' prior notice to the holders of such Notes, with a copy provided to the Trustee. The applicable Notes will be redeemable at a redemption price equal to 100% of the principal amount of the Notes redeemed plus the Applicable Premium as of, and accrued and unpaid interest, if any, to (but not including) the redemption date; **provided that** the principal amount of a Note remaining outstanding after redemption in part shall be US\$200,000 or an integral multiple of US\$1,000 in excess thereof. None of the Trustee or the Agents shall be responsible for calculating or verifying the redemption price or Applicable Premium of the applicable Notes.

The Company may, at any time on or after April 27, 2032, upon giving not less than 30 nor more than 60 days' prior notice to the holders of such Notes with a copy provided to the Trustee, redeem the Notes, in whole or in part, at a redemption price equal to 100% of the principal amount of the Notes to be redeemed plus accrued and unpaid interest, if any, to (but not including) the date of redemption; **provided that** the principal amount of a Note remaining outstanding after redemption in part shall be US\$200,000 or an integral multiple of US\$1,000 in excess thereof.

If the Notes are to be redeemed in part only, each Note shall be redeemed in part in the proportion which the aggregate principal amount of the outstanding Notes to be redeemed on the relevant redemption date bears to the aggregate principal amount of outstanding Notes on such date. These redemptions are subject to compliance with applicable law, the rules of each competent authority, stock exchange and/or quotation system (if any) by which the Notes have then been admitted to listing, trading and/or quotation.

"Applicable Premium" means, with respect to a Note at the redemption date the excess of: (A) the present value at such redemption date of 100% of the principal amount of such Note, plus all required remaining scheduled interest payments due on such Note through to the maturity date (but excluding accrued and unpaid interest to such redemption date), computed using a discount rate equal to the Treasury Rate plus 50 basis points; over (B) the principal amount of such Note on such redemption date.

"Comparable Treasury Issue" means the U.S. Treasury security having a maturity comparable to the remaining term of the Notes to be redeemed that would be utilized, at the time of selection and in accordance with customary financial practice, in pricing new issues of corporate debt securities of comparable maturity to the remaining term of such Notes.

"Comparable Treasury Price" means, with respect to any redemption date: (1) the average of the bid and offered prices for the Comparable Treasury Issue (expressed in each case as a percentage of its principal amount) on the third business day preceding such redemption date, as set forth in the daily statistical release (or any successor release) published by the Federal Reserve Bank of New York and designated "Composite 3:30 p.m. Quotations for U.S. Government Securities"; or (2) if such release (or any successor release) is not published or does not contain such prices on such business day: (a) the average of the Reference Treasury Dealer Quotations for such redemption date; (b) if fewer than three such Reference Treasury Dealer Quotations are available, the average of all such quotations; or (c) if only one Reference Treasury Dealer Quotation is available, such quotation.

"Reference Treasury Dealer" means each of any three investment banks of recognized standing that is a primary U.S. Government securities dealer in The City of New York, selected by the Company in good faith.

“Reference Treasury Dealer Quotations” means, with respect to each Reference Treasury Dealer and any redemption date, the average as determined by the Company, of the bid and offered prices for the Comparable Treasury Issue (expressed in each case as a percentage of its principal amount) quoted in writing to the Company by such Reference Treasury Dealer at 5:00 p.m. New York City time on the third Business Day preceding such redemption date.

“Treasury Rate” means, with respect to any redemption date, the rate per annum equal to the semi-annual equivalent yield in maturity of the Comparable Treasury Issue, assuming a price for the Comparable Treasury Issue (expressed as a percentage of its principal amount) equal to the Comparable Treasury Price for such redemption date.

ADDITIONAL AMOUNTS

All payments of principal and interest in respect of the Notes will be made free and clear of, and without withholding or deduction for, or on account of, any present or future taxes, duties, assessments or governmental charges of whatever nature (“Taxes”) imposed, levied, collected, withheld or assessed by or on behalf of Hong Kong, the PRC or any other jurisdiction in which the Company is organized, resident or doing business for tax purposes, in each case including any political subdivision, territory or possession thereof, and any authority therein having power to tax (each, as applicable, a “Relevant Taxing Jurisdiction”) or any jurisdiction through which payments are made including any political subdivision, territory or possession thereof, and authority therein having power to tax (together with the Relevant Taxing Jurisdiction, “Relevant Jurisdictions”) unless such Taxes are required by law to be withheld or deducted. If any deduction or withholding for any present or future Taxes of the applicable Relevant Jurisdiction shall at any time be so required, the Company shall pay such additional amounts (“Additional Amounts”) as will result (after deduction of such Taxes and any additional Taxes payable in respect of such Additional Amounts) in receipt by each holder of any Note of such amounts as would have been received by such holder with respect to such Note had no such withholding or deduction been required; **provided, however, that** no Additional Amounts shall be payable in respect of any Note:

- (i) to a holder (or to a third party on behalf of a holder) who is liable for such Taxes in respect of such Note by reason of its having some connection with the Relevant Jurisdiction other than the mere acquisition, ownership, receipt or holding of such Note, or by reason of the receipt of payments on such a Note or the exercise or enforcement of rights under such Note;
- (ii) to a holder (or to a third party on behalf of a holder) that are imposed or withheld by reason for the failure of the holder (or third party on behalf of a holder) to comply with the Company’s written request addressed to the holder (or third party on behalf of a holder), providing at least 30 calendar days’ notice before any such withholding or deduction would be payable, to make a declaration of non-residence or other similar claim for exemption to the relevant tax authorities if such holder is eligible to make such declaration or other claim and fails to do so;
- (iii) where the withholding or deduction is imposed because the relevant Note or Note Certificate is presented or surrendered for payment (where required to be presented or surrendered) more than 30 days after the Relevant Date except to the extent that the holder of such Note or Note Certificate would have been entitled to such Additional Amounts on presenting or surrendering such Note or Note Certificate for payment on the last day of such period of 30 days;

- (iv) in respect of any withholding or deduction imposed pursuant to Section 1471 to 1474 of the U.S. Internal Revenue Code of 1986 (the “Code”) or any current or future regulations or official interpretations thereof, any agreements entered into pursuant to Section 1471(b)(1) of the Code and any fiscal or regulatory legislation, rules or practices adopted pursuant to any intergovernmental agreement, treaty or convention and implementing such Sections of the Code (“FATCA”); or
- (v) imposed by reason of any combination of the foregoing.

Additional Amounts will not be paid with respect to any payment of the principal of or any interest on any Note to any holder of a Note who is a fiduciary or partnership or other than the sole beneficial owner of such payment to the extent that payment would be required by the laws of the Relevant Jurisdiction to be included in the income of a beneficiary or settlor with respect to the fiduciary, a member of that partnership or a beneficial owner who would not have been entitled to the Additional Amounts had that beneficiary, settlor, member or beneficial owner been the holder. For the avoidance of doubt, Additional Amounts will not be paid with respect to any Tax that is an excise, estate, sales, use, transfer or similar Tax or that is not payable by way of withholding or deduction from a payment on the Note.

Whenever there is mentioned, in any context, the payment of principal or interest in respect of any Note, such mention shall be deemed to include the payment of Additional Amounts provided for in the Indenture to the extent that, in such context, Additional Amounts are, were or would be payable in respect thereof pursuant to the Indenture.

Neither the Trustee nor any Agent shall be responsible for paying any Additional Amounts or for determining whether such Additional Amounts are payable or the amount thereof, and none of them shall be responsible or liable for any failure by the Company or any third party to pay such Additional Amounts.

OPTIONAL TAX REDEMPTION

The Notes may be redeemed, at the option of the Company, in whole but not in part, upon notice as described below, at a redemption price equal to 100% of the principal amount thereof, together with accrued interest to the date fixed for redemption and Additional Amounts, if any, if, as a result of any change in or amendment to the laws of a Relevant Taxing Jurisdiction or any regulations or rulings promulgated thereunder, or any change in the official interpretation or official application of such laws, regulations or rulings, which change or amendment is enacted or adopted, and would (or has) become effective on or after the date of this Offering Circular, or in the case of a jurisdiction that becomes a Relevant Taxing Jurisdiction at a later date, after such later date, as applicable, under the Notes and the Indenture, the Company or such successor is or would be required on the next succeeding due date for a payment with respect to such Notes to pay Additional Amounts with respect to such Notes as described above under “– *Additional Amounts*” and such obligation cannot be avoided by the use of reasonable measures available to the Company or any successor person, as the case may be, **provided that**, for purposes of the foregoing, reasonable measures shall not include the Company changing any jurisdiction in which it is organized, resident or doing business for tax purposes; and **provided further that**, no such notice of redemption will be given earlier than 90 days prior to the earliest date on which the Company or such successor, as the case may be, would be obligated to pay such Additional Amounts if a payment in respect of the Notes were then due.

Notice of redemption of the Notes as provided above shall be given not less than 30 nor more than 60 days prior to the date fixed for redemption. Prior to the publication or mailing of any notice of redemption of the Notes pursuant to the foregoing, the Company or such successor, as the case may be, will deliver to the Trustee (with a copy to the Paying Agent) at least 30 days but not more than 60 days before the date fixed for redemption:

- (i) an Officers' Certificate stating that such change or amendment referred to in the first paragraph of this subsection has occurred, describing the facts related thereto and stating that such requirement cannot be avoided by the Company or such successor, as the case may be, by taking reasonable measures available to it; and
- (ii) an Opinion of Counsel of recognized standing, or an opinion of a tax consultant of international recognized standing, with respect to tax matters of the Relevant Taxing Jurisdiction, stating that the requirement to pay such Additional Amounts results from such change or amendment referred to in the prior paragraph.

The Trustee shall be entitled to accept such certificate and opinion as conclusive evidence of the satisfaction of the conditions precedent described above, in which event it will be conclusive and binding on the holders of the Notes. Notice having been given, the Notes shall become due and payable on the date fixed for redemption and will be paid at the redemption price, together with accrued and unpaid interest to the date fixed for redemption and any Additional Amounts, at the place or places of payment and in the manner specified in the notice. From and after the date fixed for redemption, if moneys for the redemption of such Notes shall have been made available as provided in the Indenture for redemption on the date fixed for redemption, such Notes shall cease to bear interest, and the only right of the holders of such Notes shall be to receive payment of the redemption price and interest accrued and unpaid (including any Additional Amounts) to the date fixed for redemption.

OPEN MARKET PURCHASES

The Company or any of its Subsidiaries may, in accordance with all applicable laws and regulations, at any time purchase the Notes issued under the Indenture in the open market or otherwise at any price, so long as such purchase does not otherwise violate the terms of the Indenture. The Notes so purchased, while held by or on behalf of the Company or any of its Subsidiaries, shall not be deemed to be outstanding for the purposes of determining whether the holders of the requisite principal amount of outstanding Notes have given any request, demand, authorization, direction, notice, consent or waiver hereunder.

MODIFICATION AND WAIVER

The Indenture contains provisions permitting the Company and the Trustee, without the consent of the holders of the Notes, to execute supplemental indentures for certain enumerated purposes, including any amendment solely to conform the Indenture to this Offering Circular (as amended and supplemented) or to secure the Notes and create or register Liens on any collateral and, with the consent of the holders of not less than a majority in aggregate principal amount of the Notes then outstanding under the Indenture, to change or modify in any manner the rights of the holders of the Notes, **provided that** no such modification or amendment may, without the consent of the holder of each such Note affected thereby, among other things:

- (i) change the Stated Maturity of such Notes;
- (ii) reduce the principal amount of or payments of interest on any such Note;
- (iii) change any obligation of the Company to pay Additional Amounts;
- (iv) change the currency or place of payment of the principal of or interest on such Note;
- (v) impair the right to institute suit for the enforcement of any payment due on or with respect to any such Note;
- (vi) reduce the above stated percentage of outstanding Notes necessary to modify or amend the Indenture;
- (vii) reduce the percentage of the aggregate principal amount of outstanding Notes necessary for waiver of compliance with certain provisions of the Indenture or for waiver of certain defaults;
- (viii) reduce the premium payable upon the redemption or repurchase of any Note or change the time at which any Note may be redeemed or required to be repurchased as described under “*Description of the Series A Notes – Optional Redemption*” and “*Description of the Series B Notes – Optional Redemption*”; or
- (ix) modify such provisions with respect to modification and waiver as provided in the Indenture.

The holders of not less than a majority in aggregate principal amount of the Notes then outstanding may, on behalf of holders of all the Notes, waive compliance by the Company with certain restrictive provisions of the Indenture. The holders of not less than a majority in aggregate principal amount of the Notes may on behalf of all holders of the Notes waive any existing or past default under the Indenture, except a continuing default in the payment of principal of, or interest on, any Note then outstanding or in respect of a covenant or provision which under the Indenture cannot be modified or amended without the consent of the holder of each Note then outstanding affected thereby. Any such waivers will be conclusive and binding on all holders of the Notes, whether or not they have given consent to such waivers, and on all future holders of such Notes, whether or not notation of such waivers is made upon such Notes. Any instrument given by or on behalf of any holder of a Note in connection with any consent to any such waiver will be irrevocable once given and will be conclusive and binding on all subsequent holders of such Note.

The consent of the holders is not necessary under the Indenture to approve the particular form of any proposed amendment, supplement or waiver. It is sufficient if such consent approves the substance of the proposed amendment or supplement. A consent to any amendment, supplement or waiver under the Indenture by any holder given in connection with a tender of such holder's Notes will not be rendered invalid by such tender. After an amendment, supplement or waiver under the Indenture becomes effective, the Company is required to give to the holders of the affected Notes a notice briefly describing such amendment, supplement or waiver. However, the failure to give such notice to all such holders, or any defect in the notice will not impair or affect the validity of the amendment, supplement or waiver.

CERTAIN COVENANTS

Negative Pledge

The Company will not, and will procure that none of its Subsidiaries will, create or permit to subsist any mortgage, pledge, lien, charge, assignment by way of security or any other security interest ("Lien") upon the whole or any part of its property or assets, present or future, to secure any Indebtedness (or any guarantee or indemnity in respect thereof) unless, in such case, the Notes are secured equally and rateably with or prior to such Indebtedness (or such guarantee or indemnity in respect thereof), unless, after giving effect thereto, the aggregate outstanding principal amount of all such secured Indebtedness (other than the Indebtedness secured by Liens described in clauses (i) to (v) below) would not exceed 10.0% of the Company's Consolidated Tangible Assets.

The foregoing restrictions will not apply to:

- (i) any Lien existing on or prior to the date of issue of the Notes;
- (ii) any Lien existing on any property or asset prior to the acquisition thereof by the Company or any Subsidiary of the Company or arising after such acquisition pursuant to contractual commitments entered into prior to, and not in contemplation of, such acquisition;
- (iii) any Lien on any property or asset securing Indebtedness incurred or assumed for the purpose of financing the purchase price thereof or the cost of construction, improvement or repair of all or any part thereof; **provided that** such Lien is created or attaches to such property concurrently with or within 12 months after the acquisition thereof or completion of construction, improvement or repair thereof, as the case may be;
- (iv) any Lien securing Indebtedness owing to or held by the Company;
- (v) any Lien in respect of Taxes not yet due and payable or that the Company or applicable Subsidiary is contesting in good faith by appropriate proceedings and in respect of which adequate reserves are maintained; or
- (vi) any Lien arising out of the refinancing, extension, renewal or refunding of any Indebtedness secured by any Lien permitted by any of the foregoing clauses; **provided that** such Indebtedness (including premiums, accrued interest, fees and expenses) is not increased and is not secured by any additional property or assets.

Consolidation, Merger and Sale of Assets

The Company will not consolidate with or merge with or into, or convey, transfer or lease all or substantially all its property or assets to, any Person, unless:

- (i) the resulting, surviving or transferee Person (the “Successor Company”), if not the Company, will expressly assume, by supplemental indenture, executed and delivered to the Trustee, all of the obligations of the Company under the Notes and the Indenture; **provided that** if the Successor Company is organized under the laws of a jurisdiction other than a Relevant Taxing Jurisdiction, reference to such successor jurisdiction shall be added to the definition of “Relevant Taxing Jurisdiction” under “– *Additional Amounts*”;
- (ii) immediately after giving effect to such transaction, no Default or Event of Default has occurred and is continuing; and
- (iii) the Company has delivered to the Trustee an Officers’ Certificate and an Opinion of Counsel, each stating that such consolidation, merger, conveyance, transfer or lease and such supplemental indenture (if any) comply with the Indenture.

For purposes of this “*Consolidation, Merger and Sale of Assets*” covenant, the conveyance, transfer or lease of all or substantially all of the property or assets of one or more Subsidiaries of the Company, which property or assets, if held by the Company instead of such Subsidiaries, would constitute all or substantially all of the property or assets of the Company on a consolidated basis, shall be deemed to be the transfer of all or substantially all of the property or assets of the Company.

The Successor Company will succeed to, and be substituted for, and may exercise every right and power of, the Company under the Indenture and the Notes, and the predecessor company, except in the case of a lease of all or substantially all its assets, shall be released from the obligation to pay the principal of, premium, if any, and interest on the Notes.

Reporting

So long as any Note remains outstanding, the Company will deliver to the Trustee, as soon as practicable but in any event not more than 10 calendar days after they are filed with The Stock Exchange of Hong Kong Limited or any other recognized exchange on which the Company’s Capital Stock is at any time listed for trading, true and correct copies of any financial or other report in the English language filed with such exchange, unless such report has been made generally available on the website of the Company or such recognized stock exchange and not otherwise requested by the Trustee or the Noteholders; **provided that** if at any time the Capital Stock of the Company ceases to be listed for trading on a recognized exchange, the Company will deliver to the Trustee:

- (i) as soon as practicable, but in any event within 120 calendar days after the end of the fiscal year of the Company, copies of its financial statements (on a consolidated basis and in the English language) in respect of such financial year (including a statement of income, balance sheet and cash flow statement) audited by a member firm of an internationally recognized firm of independent accountants;

- (ii) as soon as practicable, but in any event within 90 calendar days after the end of the first semi-annual fiscal period of the Company, copies of its unaudited financial statements (on a consolidated basis and in the English language) in respect of such semi-annual period (including a statement of income, balance sheet and cash flow statement) prepared on a basis consistent with the audited financial statements of the Company and reviewed by a member firm of an internationally recognized firm of independent accountants; and
- (iii) as soon as practicable and in any event within 14 days after the Company becomes aware of the occurrence thereof, written notice of the occurrence of any Event of Default setting forth the details thereof and the action the Company is taking or proposes to take with respect thereto;

unless, in the case of clause (i) or (ii) above, such report has been made generally available on the Company's website and not otherwise requested by the Trustee or the Noteholders.

Further, the Company will agree in the Indenture that, so long as the Notes remain outstanding and are "restricted securities" within the meaning of Rule 144(a)(3) under the Securities Act, the Company, during any period in which it is not subject to and in compliance with Section 13 or 15(d) of the U.S. Exchange Act or it is not exempt from such reporting requirements pursuant to and in compliance with Rule 12g3-2(b) under the U.S. Exchange Act, will furnish, upon the request of any holder of a Note or of a beneficial interest in a Note, such information as is specified in paragraph (d)(4) of Rule 144A, to such holder or beneficial owner or to a prospective purchaser of a Note or a beneficial interest in a Note who is a qualified institutional buyer within the meaning of Rule 144A, in order to permit compliance by the holder or beneficial owner with Rule 144A in connection with the resale of the Note or beneficial interest in the Note in reliance on Rule 144A.

Notification to NDRC

The Company undertakes to provide or cause to be provided a notification to the National Development and Reform Commission (the "NDRC") of the requisite information and documents (the "NDRC Post-issue Filing") in connection with the Notes within the prescribed timeframe after the issue date of the Notes in accordance with the NDRC Circular. The Trustee shall have no duty to monitor or ensure the completion of the NDRC Post-issue Filing on or before the deadline referred to above or to verify the accuracy, validity and/or genuineness of any documents in relation to or in connection with the NDRC Post-issue Filing, and shall not be liable to any Noteholders or any other person for not doing so.

EVENTS OF DEFAULT

Each of the following shall constitute an “Event of Default” under the Indenture:

- (i) *Non-payment*: the Company fails to pay any amount of principal, premium (if any) or interest in respect of the Notes on the date when due and, with respect to interest, such failure continues for a period of seven calendar days;
- (ii) *Breach of Consolidation, Merger and Sale of Assets*: the Company fails to comply with its obligations under the covenants described under “– *Certain Covenants-Consolidation, Merger and Sale of Assets*”;
- (iii) *Breach of other obligations*: the Company does not perform or comply with one or more of its obligations under the Indenture (other than its obligations referred to in clauses (i) and (ii) above) which default is incapable of remedy, or if such default is capable of remedy, is not remedied within 30 calendar days after notice of such default shall have been given to the Company by the Trustee;
- (iv) *Cross-default of Company or Subsidiary*:
 - (A) the acceleration of any other present or future Indebtedness of the Company or any Subsidiary prior to its stated maturity, which acceleration is not rescinded or waived; or
 - (B) the Company or any Subsidiary fails to pay any of its present or future Indebtedness at maturity, which payment is not made within the grace period originally applicable thereto;

provided that the aggregate amount of Indebtedness in respect of which one or more of the events referred to in this clause (iv) has occurred exceeds U.S.\$50,000,000 or its equivalent (on the basis of the middle spot rate for the relevant currency against the U.S. dollar as quoted by any leading bank selected by the Company on the day on which this paragraph operates);
- (v) *Insolvency and Bankruptcy*: the Company or any Material Subsidiary:
 - (A) is dissolved (except in connection with a merger or restructuring in such a way that all of the assets and liabilities of the Company or of the respective Material Subsidiary pass to another legal person in universal succession by operation of law or pursuant to a contractual agreement having the same effect);
 - (B) suspends payments on its debts or fails or is unable to pay its debts generally as they become due;
 - (C) commences, to the extent permitted by applicable law, a voluntary case in bankruptcy or any other action or proceeding for any other relief under any law affecting creditors’ rights that is similar to a bankruptcy law;

- (D) consents by answer or otherwise to the commencement against it of an involuntary case in bankruptcy or any other such action or proceeding, or a proceeding is commenced in an involuntary case in bankruptcy in respect of the Company or any of its Material Subsidiaries and such proceeding is not dismissed or stayed on or before the 30th calendar day after the commencement thereof or if any such dismissal or stay ceases to be in effect; or
- (E) is or becomes subject to a moratorium, administration, receivership, liquidation or any similar provision under applicable law or any application is made for any such proceeding;
- (vi) *Authorizations and Consents*: any governmental authorization necessary for the performance of any obligation of the Company as set forth in the Indenture is not granted for whatever reason, fails to enter into or become in full force and effect or remain valid and subsisting;
- (vii) *Illegality*: it is or will become unlawful for the Company to perform or comply with any one or more of its respective obligations under the Notes or the obligations under the Notes shall for any reason cease to be binding upon and enforceable against the Company in accordance with their terms, or the binding effect or enforceability thereof shall be contested by the Company or the Company shall deny that it has any further liability or obligation under the Notes;
- (viii) *Seizure of Property*: all or substantially all of the property of the Company or any Material Subsidiary shall be condemned, seized or otherwise appropriated, or custody of such property shall be assumed by any Governmental Entity or other Person purporting to act under the authority of the government of any jurisdiction, or the Company shall be prevented from exercising normal control over all or substantially all of its property and such default is not remedied within 30 calendar days after it occurs;
- (ix) *Conduct of Business*: the Company and its Material Subsidiaries, considered as a whole, shall cease to carry on the whole or any substantial part of the business conducted by it and its Material Subsidiaries, considered as a whole, at the date of the issue of the Notes or there shall occur any substantial adverse change in the nature of the business carried on by the Company and its Material Subsidiaries, considered as a whole; or
- (x) *Analogous Events*: any event which under the governing laws of the applicable jurisdictions of the Company or any Material Subsidiary has an analogous effect to any of the events referred to in clause (v) (Insolvency and Bankruptcy) above occurs.

If an Event of Default (other than an Event of Default described in clause (v) above) with respect to the Notes shall occur and be continuing, either the Trustee or the holders of at least 25% in aggregate principal amount of the Notes then outstanding by notice as provided in the Indenture may declare the principal amount of the Notes and any accrued and unpaid interest thereon to be due and payable immediately. If an Event of Default in clause (v) above with respect to the Notes shall occur, the unpaid principal amount of all the Notes and any accrued and unpaid interest thereon will automatically, and without any action by the Trustee or any holder of Notes, become immediately due and payable. After any such acceleration but before a judgment or decree based on acceleration has been obtained, the holders of at least a majority in aggregate principal amount of the Notes then outstanding may, under certain circumstances, rescind and annul such acceleration if all Events of Default, other than the non-payment of accelerated principal, have been cured or waived as provided in the Indenture. For information as to waiver of defaults, see “– *Modification and Waiver*.” See also “– *Notices*” below.

Subject to the provisions of the Indenture relating to the duties of the Trustee, in case an Event of Default shall occur and be continuing, the Trustee will be under no obligation to exercise any of its rights or powers under the Indenture at the request or direction of any of the holders of the Notes unless such holders shall have offered to the Trustee pre-funding, security and/or indemnity satisfactory to the Trustee. Subject to certain provisions, including those requiring pre-funding, security and/or indemnification to the Trustee's satisfaction, the holders of a majority in aggregate principal amount of the Notes then outstanding will have the right to direct the time, method and place of conducting any proceeding for any remedy available to the Trustee or exercising any trust or power conferred on the Trustee with respect to the Notes. However, the Trustee may refuse to follow any direction that conflicts with applicable law or the Indenture, that may involve the Trustee in personal liability or cause it to expend or risk its own funds or otherwise incur any financial liability in following such direction and may take any other action it deems proper that is not inconsistent with any such direction received from holders. No holder of any Notes will have any right to institute any proceeding, judicial or otherwise, with respect to the Indenture, or for the appointment of a receiver or a trustee, or for any other remedy thereunder unless (i) such holder has previously given to the Trustee written notice of a continuing Event of Default with respect to the Notes, (ii) the holders of at least 25% in aggregate principal amount of the Notes then outstanding have made written request, and such holder or holders have offered to the Trustee pre-funding, indemnity and/or security satisfactory to the Trustee, to institute such proceeding as trustee and (iii) the Trustee has failed to institute such proceeding, and has not received from the holders of a majority in aggregate principal amount of the Notes then outstanding a direction inconsistent with such request, within 60 days after such notice, request and offer. However, such limitations do not apply to a suit instituted by a holder of a Note for the enforcement of the right to receive payment of the principal of or interest on such Note on or after the applicable due date specified in such Note.

Neither the Company nor any of its Subsidiaries will, directly or indirectly, pay or cause to be paid any consideration, whether by way of interest, fee or otherwise, to any holder of any Notes for or as an inducement to any consent, waiver or amendment of any of the terms or provisions of the Indenture or the Notes unless such consideration is (1) offered to be paid or agreed to be paid to all holders of the Notes and (2) paid to all holders of the Notes that consent, waive or agree to amend on the terms and within the time frame set forth in the solicitation documents relating to such consent, waiver or agreement.

CERTAIN DEFINITIONS

Set forth below are definitions of certain of the terms used herein. Additional terms are defined elsewhere above or in the Indenture.

“Capital Stock” of any Person means any and all shares, interests, rights to purchase, warrants, options, participation or other equivalents of or interests in (however described) equity of such Person, including any preferred stock, but excluding any debt securities convertible into such equity.

“Clearstream” means Clearstream Banking S.A.

“Consolidated Tangible Assets” means, as at any date, Total Assets less Intangible Assets.

“DTC” means The Depository Trust Company and its successors.

“Euroclear” means Euroclear Bank SA/NV.

“Governmental Entity” means any court, governmental agency, authority, instrumentality or regulatory or legislative body of any jurisdiction.

“Indebtedness” means any indebtedness for or in respect of money borrowed that has a final maturity of one year or more from its date of incurrence or issuance.

“Intangible Assets” means, as at any date, the consolidated intangible assets of the Company and its Subsidiaries determined in accordance with Hong Kong Financial Reporting Standards, as determined by reference to the consolidated financial statements of the Company and its Subsidiaries most recently available before the time when the determination is being made.

“Material Subsidiary” means any Subsidiary of the Company whose turnover (other than turnover attributable to transactions with the Company or another Subsidiary) or (in the case of a Subsidiary which has Subsidiaries) consolidated turnover (other than turnover attributable to transactions with the Company or another Subsidiary) is at least 5.0% of the consolidated turnover of the Company, all as calculated without duplication in accordance with Hong Kong Financial Reporting Standards by reference to the consolidated financial statements of the Company and its Subsidiaries most recently available before the time when the determination is being made.

“NDRC Circular” means the Circular on Promoting the Reform of the Administrative System on the Filings and Registrations of Foreign Debt Issuance by Enterprises (國家發展改革委關於推進企業發行外債備案登記制管理改革的通知(發改外資[2015]2044號)).

“Noteholder” means the person in whose name the Note is for the time being registered in the Register (or, in the case of a joint holding, the first named thereof).

“Officer” means a director or any executive officer of the Company.

“Officers’ Certificate” means a certificate signed by two Officers of the Company.

“Opinion of Counsel” means a written opinion from legal counsel which in form and substance is acceptable to the Trustee.

“Person” means any individual, corporation, partnership, joint venture, association, joint-stock company, trust, unincorporated organization, limited liability company, government or any agency or political subdivision thereof or any other entity, whether or not having separate legal personality.

“Relevant Date” means, in relation to any payment, whichever is the later of (a) the date on which the payment in question first becomes due and (b) if the full amount payable has not been received by the Principal Paying Agent or the Trustee on or prior to such due date, the date on which (the full amount having been so received) notice to that effect has been given to the Noteholders.

“Stated Maturity” means, with respect to the Series A Notes, July 27, 2032 and with respect to the Series B Notes, January 27, 2028.

“Subsidiary” means in relation to any Person (the “first person”) at any particular time, any other Person (the “second person”):

- (a) which is controlled, directly or indirectly by the first person;
- (b) more than half the issued share capital of which is beneficially owned directly or indirectly by the first person;
- (c) which is a Subsidiary of another Subsidiary of the first person; or
- (d) whose financial statements are in accordance with applicable law and generally accepted accounting principles applicable to the Company fully consolidated with those of the first person.

For the purposes of this definition, a Person shall be treated as being controlled by another Person if the latter (whether by way of ownership of shares, proxy, contract, agency or otherwise) has the power to: (A) appoint or remove all, or the majority, of its directors or other equivalent officers; or (B) direct its operating and financial policies.

“Total Assets” means, as at any date, the consolidated total assets of the Company and its Subsidiaries determined in accordance with Hong Kong Financial Reporting Standards, as determined by reference to the consolidated financial statements of the Company and its Subsidiaries most recently available before the time when the determination is being made.

DEFEASANCE AND DISCHARGE

The Indenture provides that, upon the conditions set forth therein, the Company (i) may be discharged from all its obligations with respect to the Notes (except for certain obligations to exchange or register the transfer of Notes, to replace stolen, lost or mutilated Notes, to maintain paying agencies and to hold moneys for payment in trust and pay Additional Amounts), or (ii) need not comply with certain restrictive covenants of the Notes (including those described under “– *Certain Covenants*” and the events under clause (iv) under “– *Events of Default*” shall not constitute an Event of Default under the Indenture), in each case upon the deposit in trust for the benefit of the holders of such Notes of money in U.S. dollars or U.S. Government Obligations (as defined in the Indenture), or both, which, through the payment of principal and interest thereon in accordance with their terms, will provide money in an amount sufficient to pay the principal of and interest on such Notes (and any Additional Amounts known at such time and required to be paid in respect thereof) in accordance with the terms of the Indenture and the Notes. In each case described above, the Company would be required to deliver to the Trustee an opinion of independent legal counsel of recognized standing licensed to practice law in the United States to the effect that beneficial owners of the Notes will not recognize income, gain or loss for U.S. federal income tax purposes as a result of such deposit, defeasance, release from covenants or discharge and will be subject to U.S. federal income tax on the same amounts, in the same manner and at the same times as would have been the case if such deposit, defeasance, release or discharge had not occurred, **provided that** in the case of clause (i) above, such opinion of counsel must state that it is based on a ruling received by the Company from the U.S. Internal Revenue Service or on changes in applicable U.S. federal income tax law after the original issue date of the Notes.

PRESCRIPTION

Any moneys deposited with or paid to the Trustee or any paying agent of the Notes, or then held by the Company, in trust, for the payment of the principal of or interest on (or any Additional Amount payable in respect of) any Note and not applied but remaining unclaimed for two years after the date upon which such principal or interest shall have become due and payable, shall be repaid to the Company by the Trustee or such paying agent or (if then held by the Company) be discharged from such trust, unless otherwise required by mandatory provisions of applicable escheat or abandoned or unclaimed property law, and the holder of such Note shall, unless otherwise required by mandatory provisions of applicable escheat or abandoned or unclaimed property laws, thereafter look only to the Company for any payment which such holder may be entitled to collect, and all liability of the Trustee or any paying agent of the Notes with respect to such moneys shall thereupon cease.

Under New York law, any legal action upon the Notes must be commenced within six years after the payment thereof is due. Thereafter, the Notes will generally become unenforceable.

CONCERNING THE TRUSTEE

Citicorp International Limited will be the Trustee under the Indenture. The Trustee's office is currently located at 20th Floor Citi Tower, One Bay East, 83 Hoi Bun Road, Kwun Tong, Kowloon, Hong Kong. The Company will appoint Citibank, N.A., London Branch as Paying Agent, Registrar and Transfer Agent (collectively, the "Agents"), located at Citibank, N.A., London Branch c/o Citibank, N.A., Dublin Branch, 1 North Wall Quay, Dublin 1, Ireland.

The Indenture provides that the Trustee, except during the continuance of an Event of Default, undertakes to perform such duties and only such duties as are specifically set forth in the Indenture. If an Event of Default has occurred and is continuing, the Trustee will use the same degree of care and skill in its exercise of the rights and powers vested in it by the Indenture as a prudent person would exercise under the circumstances in the conduct of such person's own affairs. The Indenture also provides that the Trustee and any paying or other agent of the Notes, in their individual or any other capacity, may become the owner or pledgee of Notes with the same rights it would have if it were not the trustee or such agent and may otherwise deal with the Company and receive, collect, hold and retain collections from the Company with the same rights it would have if it were not the trustee or such agent; **provided, however, that** all moneys received by the Trustee shall, until used or applied as provided in the Indenture, be held in trust thereunder for the purposes for which they were received and need not be segregated from other funds except to the extent required by law.

The Trustee will be under no obligation to exercise any of its rights or powers under the Indenture or the Notes at the request of any holder, unless such holder shall have provided to the Trustee pre-funding and/or indemnity and/or security satisfactory to it against any loss, liability or expense. The Indenture contains limitations on the rights of the Trustee, should it become a creditor of the Company to obtain payment of claims in certain cases or to realize on certain property received by it in respect of any such claims, as security or otherwise.

The Trustee is permitted to engage in other transactions, including normal banking and trustee relationships, with the Company and other persons and can profit therefrom without being obliged to account for such profit. The Trustee and the Agents may have an interest in or may be providing or may in the future provide financial or other services to other parties; **provided, however, that** if it acquires any conflicting interest, it must eliminate such conflict or resign.

In order to comply with applicable tax laws, rules and regulations in effect from time to time, the Indenture will provide that each holder agrees by acquiring Notes to provide to the Company and the Trustee, upon request by the Company or the Trustee, sufficient information about such holder and its transactions so the Company or the Trustee can determine whether it has tax related obligations under applicable law.

INDEMNIFICATION FOR JUDGMENT CURRENCY FLUCTUATIONS

To the fullest extent permitted by law, the obligations of the Company to any holder of Notes under the Indenture or the Notes, as the case may be, shall, notwithstanding any judgment in a currency (the “Judgment Currency”) other than U.S. dollars (the “Agreement Currency”), be discharged only to the extent that on the day following receipt by such holder or the Trustee, as the case may be, of any amount in the Judgment Currency, such holder or the Trustee, as the case may be, may in accordance with normal banking procedures purchase the Agreement Currency with the Judgment Currency. If the amount of the Agreement Currency so purchased is less than the amount originally to be paid to such holder or the Trustee, as the case may be, in the Agreement Currency, the Company agrees, as a separate obligation and notwithstanding such judgment, to pay the difference and if the amount of the Agreement Currency so purchased exceeds the amount originally to be paid to such holder, such holder or the Trustee, as the case may be, agrees to pay to or for the account of the Company such excess; **provided that** such holder or the Trustee, as the case may be, shall not have any obligation to pay any such excess as long as a default by the Company in its obligations under the Indenture or the Notes has occurred and is continuing, in which case such excess may be applied by such holder or the Trustee, as the case may be, to such obligations.

GOVERNING LAW AND CONSENT TO JURISDICTION

The Notes and the Indenture are governed by and will be construed in accordance with the laws of the State of New York.

The Company will irrevocably submit to the non-exclusive jurisdiction of any state or United States federal court located in the Borough of Manhattan, the City of New York, New York (each a “New York Court”) in any suit, action or proceeding arising out of or relating to the Indenture, the Notes or any transaction contemplated thereby, and will irrevocably waive, to the fullest extent permitted by applicable law, any objection to the venue of any such suit, action or proceeding in any such New York Court and any claim of an inconvenient forum. The Company will appoint Cogency Global Inc., located at 122 East 42nd Street, 18th Floor, New York, N.Y. 10168, as agent for service of process with respect of any such suit, action or proceeding.

WAIVER OF IMMUNITY

To the extent that the Company has or hereafter may acquire any immunity (sovereign or otherwise) from any legal action, suit or proceeding, from jurisdiction of any court or from set-off or any legal process (including any immunity from nonexclusive jurisdiction or from service of process or, from any execution to satisfy a final judgment or from attachment or in aid of such execution or otherwise) with respect to itself or any of its property, the Company irrevocably waives, to the fullest extent permitted under applicable law, any such right of immunity or claim thereto which may now or hereafter exist, and agrees not to assert any such right or claim in any action or proceeding against it arising out of or based on the Notes or the Indenture.

NOTICES

Notices to holders of the Notes will be sent to them (or the first named of joint holders) at their respective addresses in the register and will be deemed to have been given on the fourth Business Day after the date of sending. So long as and to the extent that the Notes are represented by global notes and such global notes are held by DTC, notices to owners of beneficial interests in the global notes may be given by delivery of the relevant notice to DTC for communication by it to entitled account holders.

NOTES; DELIVERY AND FORM

The statements set forth herein include summaries of certain rules and operating procedures of DTC, Euroclear and Clearstream which will affect transfers of interests in the global notes.

The Notes sold in offshore transactions in reliance on Regulation S under the Securities Act will be initially in the form of one or more Regulation S global notes, fully registered without interest coupons, which will be deposited with a custodian for DTC (in such capacity, the “Custodian”) and registered in the name of Cede & Co., as nominee of DTC, for the accounts of Euroclear and Clearstream as participants in DTC.

The Notes sold to QIBs in reliance on Rule 144A under the Securities Act will be issued initially in the form of one or more Rule 144A global notes, fully registered without interest coupons, which will be deposited with the Custodian for DTC and registered in the name of Cede & Co., as nominee of DTC.

The Notes will be issued in minimum denominations of US\$200,000 and in integral multiples of US\$1,000 in excess of that amount.

The Notes (including beneficial interests in the global notes) will be subject to certain restrictions on transfer set forth therein and in the Indenture and will bear a legend regarding such restrictions as set forth under “*Transfer Restrictions.*” Under certain circumstances, transfers may be made only upon receipt by the Trustee of a written certification (in the form(s) provided in the Indenture).

A beneficial interest in a Regulation S global note may be transferred within the United States to a person who takes delivery in the form of an interest in the related Rule 144A global note only if the transferor, and any person acting on its behalf, reasonably believes that the transferee is a QIB, and upon receipt by the Trustee of a written certification (in the form(s) provided in the Indenture) (a) from the transferee to the effect that such transferee (i) is a QIB purchasing for its own account (or for the account of one or more QIBs over which account it exercises sole investment discretion) and (ii) agrees to comply with the restrictions on transfer set forth under “*Transfer Restrictions,*” and (b) from the transferor to the effect that the transfer was made to a person whom the transferor reasonably believes is a QIB acquiring for its own account or the account of a QIB and that the transferor has informed the transferee that the transfer is being made in reliance on Rule 144A.

Beneficial interests in a Rule 144A global note may be transferred to a person who takes delivery in the form of an interest in a Rule 144A global note without any written certification from the transferor or the transferee. Beneficial interests in a Rule 144A global note may be transferred to a person who takes delivery in the form of an interest in a Regulation S global note only upon receipt by the Trustee of written certifications (in the form(s) provided in the Indenture) from the transferor to the effect that such transfer is being made pursuant to Rule 903 or Rule 904 of Regulation S or pursuant to Rule 144 under the Securities Act (if available).

Any individual Notes issued in exchange for an interest in a Rule 144A global note under the circumstances described under “– *Individual Notes*” below may be transferred only upon receipt by the Trustee of a written certification from the transferor (in the form(s) provided in the Indenture) to the effect that such transfer is being made in accordance with the restrictions on transfer set forth under “*Transfer Restrictions*.”

Any beneficial interest in one of the global notes that is transferred to an entity who takes delivery in the form of an interest in the other global note will, upon transfer, cease to be an interest in such global note and become an interest in the other global note and, accordingly, will thereafter be subject to all transfer restrictions, if any, and other procedures applicable to beneficial interests in such other global note for as long as it remains such an interest.

Investors may hold their interests in the global notes directly through DTC, Clearstream or Euroclear, as the case may be, if they are participants in such systems, or indirectly through organizations which are participants in such systems. Clearstream and Euroclear will hold interests in the Regulation S global notes on behalf of their participants through customers’ securities accounts in their respective names on the books of their respective depositaries, which are participants in DTC.

Transfers between participants in DTC (the “Participants”) will be effected in the ordinary way in accordance with DTC rules. Transfers between participants in Clearstream and Euroclear (“Clearstream Participants” and “Euroclear Participants,” respectively) will be effected in the ordinary way in accordance with their respective rules and operating procedures.

Persons who are not Participants may beneficially own interests in the global notes held by DTC only through Participants or Indirect Participants (as defined below) (including Euroclear and Clearstream). So long as Cede & Co., as the nominee of DTC, is the registered owner of the global notes, Cede & Co., for all purposes will be considered the sole holder of such Notes.

Payment of interest on and principal of the global notes will be made to Cede & Co., the nominee for DTC, as the registered owner of the global notes by wire transfer of immediately available funds. None of the Company, the Trustee or the Agents will have any responsibility or liability for any aspect of the records relating to or payments made on account of beneficial ownership interests in the global notes or for maintaining, supervising or reviewing any records relating to such beneficial ownership interest.

The Company has been informed by DTC that, upon receipt of any payment of interest on or the redemption price of the global notes, DTC will credit Participants' accounts with payments in amounts proportionate to their respective beneficial interests in the global notes as shown on the records of DTC. Payments of interest on and principal of the Notes held through Clearstream or Euroclear will be credited to the cash accounts of Clearstream Participants or Euroclear Participants, as the case may be, in accordance with the relevant system's rules and procedures. Payments by Participants to owners of beneficial interests in the global notes held through such Participants will be the responsibility of such Participants, as is the case with securities held by broker-dealers, either directly or through nominees, for the accounts of customers and registered in "street name."

Because DTC can only act on behalf of Participants, who in turn act on behalf of Indirect Participants and certain banks, the ability of a person having a beneficial interest in the global notes to pledge such interest to persons or entities that do not participate in the DTC system, or to otherwise take actions in respect of such interest, may be affected by the lack of a physical certificate.

So long as the Notes are represented by global notes and such global notes are held on behalf of DTC or any other clearing system, such clearing system or its nominee will be considered the sole holder of the Notes represented by the applicable global notes for all purposes under the Indenture, including, without limitation, obtaining consents and waivers thereunder, and neither the Company or the Trustee shall be affected by any notice to the contrary. None of the Company, the Trustee or the Agents shall have any responsibility or obligation with respect to the accuracy of any records maintained by any clearing system or any Participant of such clearing system. The clearing systems will take actions on behalf of their Participants (and any such Participants will take actions on behalf of any Indirect Participants) in accordance with their standard procedures. To the extent that any clearing system acts upon the direction of the holders of the beneficial interests in the applicable global note and such beneficial holders give conflicting instructions, the applicable clearing system may take conflicting actions in accordance with such instructions.

DTC has advised the Company that it will take any action permitted to be taken by a holder of Notes (including, without limitation, the presentation of Notes for exchange) only at the direction of one or more Participants and only in respect of the principal amount of the Notes represented by the global note as to which such Participant or Participants has or have given such direction.

Clearstream or Euroclear, as the case may be, will take any action permitted to be taken by a holder of Notes (including, without limitation, the presentation of Notes for exchange) on behalf of a Clearstream Participant or a Euroclear Participant only in accordance with its relevant rules and procedures and subject to its ability to effect such actions through DTC.

DTC has advised the Company as follows:

DTC is a limited purpose trust company organized under the laws of the State of New York, a member of the Federal Reserve System, a “clearing corporation” within the meaning of the Uniform Commercial Code and a “Clearing Agency” registered pursuant to the provisions of Section 17A of the U.S. Exchange Act. DTC was created to hold securities for its Participants and facilitate the clearance and settlement of securities transactions between Participants through electronic book-entry changes in accounts of its Participants, thereby eliminating the need for the physical movement of certificates.

Participants include securities brokers and dealers, banks, trust companies and clearing corporations and may include certain other organizations. Indirect access to the DTC system is available to others such as banks, brokers, dealers and trust companies that clear through or maintain a custodial relationship with a Participant, either directly or indirectly (“Indirect Participants”).

Although DTC, Clearstream and Euroclear have agreed to the foregoing procedures in order to facilitate transfers of interests in the global notes among participants of DTC, Clearstream and Euroclear, they are under no obligation to perform or continue to perform such procedures, and such procedures may be discontinued at any time. None of the Company, the Trustee or the Agents will have any responsibility for the performance by DTC, Clearstream and Euroclear, or their respective Participants or Indirect Participants, of their respective obligations under the rules and procedures governing their operations.

INDIVIDUAL NOTES

If DTC is at any time unwilling or unable to continue as depositary and a successor depositary is not appointed by the Company within 90 days or if there shall have occurred and be continuing an Event of Default (as described above) with respect to the Notes, the Company will issue individual notes in certificated, fully registered form (“Note Certificate”) in exchange for the global notes.

Subject to the transfer restrictions set forth on the individual notes in certificated form, the holder of such individual notes in certificated form may transfer or exchange such Notes by surrendering them at the corporate trust office of the Trustee. Prior to any proposed transfer of individual notes in certificated form (other than pursuant to an effective registration statement), the holder may be required to provide certifications and other documentation relating to the manner of such transfer and submit such certifications and other documentation to the Trustee as described under “– Notes; Delivery and Form” above. Upon the transfer, exchange or replacement of individual notes in certificated form not bearing the legend referred to under “*Transfer Restrictions*,” the Trustee will deliver individual notes in certificated form that do not bear the legend. Upon the transfer, exchange or replacement of individual notes in certificated form bearing the legend, or upon specific request for removal of the legend on an individual note in certificated form, the Trustee will deliver only individual notes in certificated form that bear such legend or shall refuse to remove such legend, as the case may be, unless there is delivered to the Company such satisfactory evidence, which may include an opinion of counsel, as may reasonably be required by the Company that neither the legend nor the restrictions on transfer set forth therein are required to ensure compliance with the provisions of the Securities Act.

DESCRIPTION OF THE SERIES B NOTES

The Company will issue the Series B Notes pursuant to an indenture (the “Series B Indenture”) to be dated on or about July 27, 2022 between itself and the Trustee. A copy of the Series B Indenture will be available for inspection upon prior written request and satisfactory proof of holding and identity to the Trustee during usual business hours (being between 9:00 a.m. and 3:00 p.m. (Hong Kong time)) on any weekday (Saturdays and public holidays excepted) on or after the original issue date of the Series B Notes at the specified office of the Trustee at Citicorp International Limited, 20th Floor Citi Tower, One Bay East, 83 Hoi Bun Road, Kwun Tong, Kowloon, Hong Kong.

The holders of the Series B Notes will be bound by, and be deemed to have notice of, all the provisions of the Series B Indenture. The following summaries of certain provisions of the Series B Notes and the Series B Indenture are subject to, and are qualified in their entirety by reference to, the detailed provisions of the Series B Notes and the Series B Indenture. Terms and expressions used in this section and not otherwise defined shall have the meanings given to such terms in the Series B Notes and the Series B Indenture. This section does not restate those agreements in their entirety. Whenever particular sections or defined terms of the Series B Indenture not otherwise defined herein are referred to, such sections or defined terms are incorporated herein by reference.

The terms and conditions of the Series B Notes will be identical to those described under “Description of the Series A Notes” above, save in relation to the following sections:

GENERAL

The Series B Notes (for the purposes of this section, the “Notes”) will be issued in an initial aggregate principal amount of US\$625,000,000 and will mature on January 27, 2028, unless the Notes are redeemed earlier pursuant to the terms thereof and of the Series B Indenture (for the purposes of this section, the “Indenture”).

The Notes will bear interest at the rate of 5.831% per annum. Interest on the Notes will accrue from July 27, 2022 or from and including the most recent Interest Payment Date (as defined below) to which interest has been paid or provided for, to and excluding the next Interest Payment Date or the maturity date, as the case may be, payable semi-annually in arrears on January 27 and July 27 in each year (each, an “Interest Payment Date”), commencing on January 27, 2023 to the persons in whose names the Notes are registered at the close of business (whether or not a Business Day) on January 12 and July 12, respectively immediately preceding an Interest Payment Date. Interest on the Notes shall be calculated on the basis of a 360-day year consisting of twelve 30-day months.

In any case where the date of maturity of the principal of or interest on the Notes or the date fixed for redemption of the Notes is not a Business Day, then payment of principal or interest shall be made on the next succeeding Business Day, with the same force and effect as if made on the date of maturity or the date fixed for redemption, as the case may be, and no interest shall accrue for the period after such date. “Business Day” means any day, other than a Saturday or Sunday, that is not a day on which banking institutions are authorized or required by law or executive order to be closed in the City of New York, London, Hong Kong or Beijing (or in any other place in which payments are to be made).

The Notes will not be entitled to the benefit of any sinking fund. The Notes shall be denominated in minimum principal amounts of US\$200,000 and in integral multiples of US\$1,000 in excess thereof.

The Notes will be the direct, unconditional and unsubordinated obligations of the Company, and will at all times, rank at least *pari passu* with all other unsecured and unsubordinated obligations of the Company (other than obligations preferred by applicable law) and senior in priority of payment and in all other respects to all other Indebtedness (as defined below) of the Company that is designated as subordinate or junior in right of payment to the Notes.

The principal of, interest on, and all other amounts payable under, the Notes will be payable to the persons in whose names the Notes are registered, and the Notes may be exchanged or transferred, at the office or agency of the Company maintained for that purpose (which initially will be the specified office of Citibank, N.A., London Branch as Paying Agent c/o Citibank, N.A., Dublin Branch, 1 North Wall Quay, Dublin 1, Ireland). The principal of and interest on the Notes will be made by wire transfer or otherwise in immediately available funds and payable in U.S. dollars. Payments of interest and principal with respect to interests in the global notes will be credited to the respective accounts of the holders of such interests with DTC or its participants, including Euroclear and Clearstream. See “*Description of the Series A Notes – Notes; Delivery and Form.*”

FURTHER ISSUES

The Notes will be issued in an initial aggregate principal amount of US\$625,000,000. The Company may, however, from time to time, without the consent of the holders of the Notes, create and issue pursuant to the Indenture, additional notes having the same terms and conditions under the Indenture as the previously outstanding Notes in all respects, except for issue date, issue price, and amount of the first payment of interest thereon and, to the extent necessary, certain temporary securities law restrictions and, if applicable, the timing for reporting to the NDRC (as defined under “*Description of the Series A Notes – Certain Covenants – Notification to NDRC*”) (such additional notes, the “Additional Notes”). Additional Notes issued may be consolidated with and form a single series with the previously outstanding Notes; **provided, however, that** such Additional Notes will not be issued under the same CUSIP, ISIN, Common Code or other identifying number as the outstanding Notes unless such Additional Notes are issued pursuant to a “qualified reopening” of the original series, are otherwise treated as part of the same “issue” of debt instruments as the original series or are issued with no more than a *de minimis* amount of original issue discount, in each case for U.S. federal income tax purposes.

MATURITY

Unless earlier redeemed in the limited circumstances set forth under “– *Optional Redemption*” and “*Description of the Series A Notes – Optional Tax Redemption,*” the Notes will mature on January 27, 2028, at a price equal to 100% of the principal amount thereof and the Notes will not be otherwise redeemable at the option of the Company.

OPTIONAL REDEMPTION

The Company may at any time and from time to time prior to December 27, 2027 redeem any of the Notes, in whole or in part, on not less than 30 nor more than 60 days’ prior notice to the holders of such Notes, with a copy provided to the Trustee. The applicable Notes will be redeemable at a redemption price equal to 100% of the principal amount of the Notes redeemed plus the Applicable Premium as of, and accrued and unpaid interest, if any, to (but not including) the redemption date; **provided that** the principal amount of a Note remaining outstanding after redemption in part shall be US\$200,000 or an integral multiple of US\$1,000 in excess thereof. None of the Trustee or the Agents shall be responsible for calculating or verifying the redemption price or Applicable Premium of the applicable Notes.

The Company may, at any time on or after December 27, 2027, upon giving not less than 30 nor more than 60 days' prior notice to the holders of such Notes with a copy provided to the Trustee, redeem the Notes, in whole or in part, at a redemption price equal to 100% of the principal amount of the Notes to be redeemed plus accrued and unpaid interest, if any, to (but not including) the date of redemption; **provided that** the principal amount of a Note remaining outstanding after redemption in part shall be US\$200,000 or an integral multiple of US\$1,000 in excess thereof.

If the Notes are to be redeemed in part only, each Note shall be redeemed in part in the proportion which the aggregate principal amount of the outstanding Notes to be redeemed on the relevant redemption date bears to the aggregate principal amount of outstanding Notes on such date. These redemptions are subject to compliance with applicable law, the rules of each competent authority, stock exchange and/or quotation system (if any) by which the Notes have then been admitted to listing, trading and/or quotation.

“Applicable Premium” means, with respect to a Note at the redemption date the excess of: (A) the present value at such redemption date of 100% of the principal amount of such Note, plus all required remaining scheduled interest payments due on such Note through to the maturity date (but excluding accrued and unpaid interest to such redemption date), computed using a discount rate equal to the Treasury Rate plus 40 basis points; over (B) the principal amount of such Note on such redemption date.

“Comparable Treasury Issue” means the U.S. Treasury security having a maturity comparable to the remaining term of the Notes to be redeemed that would be utilized, at the time of selection and in accordance with customary financial practice, in pricing new issues of corporate debt securities of comparable maturity to the remaining term of such Notes.

“Comparable Treasury Price” means, with respect to any redemption date: (1) the average of the bid and offered prices for the Comparable Treasury Issue (expressed in each case as a percentage of its principal amount) on the third business day preceding such redemption date, as set forth in the daily statistical release (or any successor release) published by the Federal Reserve Bank of New York and designated “Composite 3:30 p.m. Quotations for U.S. Government Securities”; or (2) if such release (or any successor release) is not published or does not contain such prices on such business day: (a) the average of the Reference Treasury Dealer Quotations for such redemption date; (b) if fewer than three such Reference Treasury Dealer Quotations are available, the average of all such quotations; or (c) if only one Reference Treasury Dealer Quotation is available, such quotation.

“Reference Treasury Dealer” means each of any three investment banks of recognized standing that is a primary U.S. Government securities dealer in The City of New York, selected by the Company in good faith.

“Reference Treasury Dealer Quotations” means, with respect to each Reference Treasury Dealer and any redemption date, the average as determined by the Company, of the bid and offered prices for the Comparable Treasury Issue (expressed in each case as a percentage of its principal amount) quoted in writing to the Company by such Reference Treasury Dealer at 5:00 p.m. New York City time on the third Business Day preceding such redemption date.

“Treasury Rate” means, with respect to any redemption date, the rate per annum equal to the semi-annual equivalent yield in maturity of the Comparable Treasury Issue, assuming a price for the Comparable Treasury Issue (expressed as a percentage of its principal amount) equal to the Comparable Treasury Price for such redemption date.

TAXATION

The following summary of certain Hong Kong and U.S. federal income tax consequences of the purchase, ownership and disposition of the Notes is based upon applicable laws, regulations, rulings and decisions in effect as at the date of this Offering Circular, all of which are subject to change (possibly with retroactive effect). This summary does not purport to be a comprehensive description of all the tax considerations that may be relevant to a decision to purchase, own or dispose of the Notes and does not purport to deal with consequences applicable to all categories of investors, some of which may be subject to special rules. Neither these statements nor any other statements in this Offering Circular are to be regarded as advice on the tax position of any holder of the Notes or any person acquiring, selling or otherwise dealing in the Notes or on any tax implications arising from the acquisition, sale or other dealings in respect of the Notes.

Persons considering the purchase of the Notes should consult their own tax advisors concerning the tax consequences of the purchase, ownership and disposition of the Notes.

HONG KONG TAX

Withholding tax

No withholding tax is payable in Hong Kong in respect of payments of principal (including any premium payable on redemption of the Notes) or interest on the Notes or in respect of any capital gains arising from the sale of the Notes.

Profits tax

Hong Kong profits tax is chargeable on every person carrying on a trade, profession or business in Hong Kong in respect of assessable profits arising in or derived from Hong Kong from such trade, profession or business (excluding profits arising from the sale of capital assets).

Under the Inland Revenue Ordinance (Chapter. 112 of the Laws of Hong Kong) (the “Inland Revenue Ordinance”) as it is currently applied by the Inland Revenue Department, interest on the Notes may be deemed to be profits arising in or derived from Hong Kong from a trade, profession or business carried on in Hong Kong in the following circumstances:

- (a) interest on the Notes is derived from Hong Kong and is received by or accrues to a corporation (other than a financial institution) carrying on a trade, profession or business in Hong Kong;
- (b) interest on the Notes is derived from Hong Kong and is received by or accrues to a person, other than a corporation (such as a partnership), carrying on a trade, profession or business in Hong Kong and is in respect of the funds of the trade, profession or business;
- (c) interest on the Notes is received by or accrues to a financial institution (as defined in the Inland Revenue Ordinance) by way of interest which arises through or from the carrying on by the financial institution of its business in Hong Kong, notwithstanding that the moneys in respect of which the interest is received or accrues are made available outside Hong Kong; or

- (d) interest on the Notes is received by or accrues to a corporation, other than a financial institution, and arises through or from the carrying on in Hong Kong by the corporation of its intra-group financing business (within the meaning of section 16(3) of the Inland Revenue Ordinance).

Sums received by or accrued to a financial institution by way of gains or profits arising through or from the carrying on by the financial institution of its business in Hong Kong from the sale, disposal or redemption of the Notes will be subject to Hong Kong profits tax.

Sums derived from the sale, disposal or redemption of the Notes will be subject to Hong Kong profits tax where received by or accrued to a person, other than a financial institution, from the carrying on of a trade, profession or business in Hong Kong and the sums are revenue in nature and have a Hong Kong source. The source of such sums will generally be determined by having regard to the manner in which the Notes are acquired and disposed of.

Sums received by or accrued to a corporation (other than a financial institution) by way of gains or profits arising through or from the carrying on in Hong Kong by the corporation of its intra-group financing business (as defined in section 16(3) of the Inland Revenue Ordinance) from the sale, disposal or redemption of the Notes will be subject to profits tax. In certain circumstances, Hong Kong profits tax exemptions (such as concessionary tax rates) may be available to certain qualifying investors. Investors are advised to consult their own tax advisors to ascertain the applicability of any exemptions to their individual positions.

Stamp duty

No stamp duty is payable on the issue of the Notes. Stamp duty may be payable on any transfer of Notes if the relevant transfer is required to be registered in Hong Kong. Stamp duty will, however, not be payable on any transfers of Notes **provided that** either:

- (a) such Notes are denominated in a currency other than the currency of Hong Kong and are not repayable in any circumstances in the currency of Hong Kong; or
- (b) such Notes constitute loan capital (as defined in the Stamp Duty Ordinance (Chapter 117 of the Laws of Hong Kong)).

If stamp duty is payable in respect of the sale and purchase of the Notes, it will be payable at the rate of 0.13% by the seller and 0.13% by the buyer, normally by reference to the consideration or its market value, whichever is higher. If, in the case of either the sale or purchase of the Notes, stamp duty is not paid, both the seller and the buyer are liable jointly and severally to pay any unpaid stamp duty and also any penalties for late payment. If stamp duty is not paid on or before the due date (two days after the sale or purchase if effected in Hong Kong or 30 days if effected elsewhere) a penalty of up to 10 times the duty payable may be imposed. In addition, stamp duty is payable at the fixed rate of HK\$5 on each instrument of transfer executed in relation to any transfer of the Notes if the relevant transfer is required to be registered in Hong Kong.

Estate duty

No estate duty will be payable in respect of Notes in Hong Kong.

CERTAIN U.S. FEDERAL INCOME TAX CONSIDERATIONS

The following is a summary of certain U.S. federal income tax considerations that may be relevant to a U.S. holder as defined below of a Note. This summary is based on provisions of the Internal Revenue Code of 1986, as amended (the “Code”), applicable Treasury regulations, laws, rulings and decisions now in effect, all of which are subject to change, possibly with retroactive effect. This summary deals only with beneficial owners of Notes that will hold Notes as capital assets and that acquired notes upon original issuance at their original issue price. This summary does not address particular tax considerations that may be applicable to investors that are subject to special tax rules, such as banks, tax-exempt entities, insurance companies, regulated investment companies, dealers in securities or currencies, traders in securities electing to mark to market, persons that will hold Notes as a position in a “straddle” or conversion transaction, or as part of a “synthetic security” or other integrated financial transaction, entities taxed as partnerships or the partners therein, U.S. expatriates, nonresident alien individuals present in the United States for more than 182 days in a taxable year, or persons that have a “functional currency” other than the U.S. dollar.

This summary addresses only U.S. federal income tax consequences, and does not address consequences arising under state, local, or non-U.S. tax laws, the alternative minimum tax or the Medicare tax on net investment income or under special timing rules prescribed under section 451(b) of the Code. Investors should consult their own tax advisors in determining the tax consequences to them of holding Notes under such tax laws, as well as the application to their particular situation of the U.S. federal income tax considerations discussed below.

As used herein, a “U.S. holder” is a beneficial owner of a Note that is a citizen or individual resident of the United States or a U.S. domestic corporation or that otherwise will be subject to U.S. federal income taxation on a net income basis in respect of the Note.

Payments of Interest and Additional Amounts

The gross amount of stated interest and Additional Amounts (*i.e.*, without reduction for Hong Kong withholding taxes, if any, and in each case, at the appropriate Hong Kong withholding tax rate applicable to the U.S. holder) will be taxable to a U.S. holder as ordinary interest income at the time it accrues or is actually or constructively received, in accordance with the U.S. holder’s method of accounting for U.S. federal income tax purposes. It is expected, and this discussion assumes, that the Notes will be issued without original issue discount (“OID”) for U.S. federal income tax purposes. In general, however, if the Notes are issued with OID at or above a *de minimis* threshold, a U.S. holder will be required to include OID in gross income, as ordinary income, under a “constant-yield method” before the receipt of cash attributable to such income, regardless of the U.S. holder’s regular method of accounting for U.S. federal income tax purposes.

Subject to generally applicable restrictions and conditions, Hong Kong withholding taxes, if any, paid at the appropriate rate applicable to the U.S. holder may be eligible for credit against such U.S. holder’s U.S. federal income tax liability. These generally applicable restrictions and conditions include new requirements recently adopted by the U.S. Internal Revenue Service (the “IRS”) and any Hong Kong withholding tax will need to satisfy these requirements in order to be eligible to be a creditable tax for a U.S. holder. The application of these requirements to the Hong Kong withholding tax on interest is uncertain and we have not determined whether these requirements have been met. If the Hong Kong withholding tax is not a creditable tax or the U.S. holder does not elect to claim

a foreign tax credit for any foreign income taxes, the U.S. holder may be able to deduct the Hong Kong withholding tax in computing such U.S. holder's taxable income for U.S. federal income tax purposes. Interest and Additional Amounts will constitute income from sources without the United States and, for U.S. holders that elect to claim foreign tax credits, generally will constitute "passive category income" for foreign tax credit purposes. The availability and calculation of foreign tax credits and deductions for foreign taxes depend on a U.S. holder's particular circumstances and involve the application of complex rules to those circumstances. U.S. holders should consult their own tax advisors regarding the application of these rules to their particular situations.

Sale, Exchange and Retirement of Notes

Upon the sale, exchange or retirement of a Note, a U.S. holder generally will recognize gain or loss equal to the difference between the amount realized on the sale, exchange or retirement (less an amount equal to any accrued and unpaid interest, which will be taxable as such to the extent not previously included in income) and the U.S. holder's tax basis in such Note. A U.S. holder's tax basis in a note will generally equal the cost of the Note to such U.S. holder. Gain or loss recognized by a U.S. holder generally will be long-term capital gain or loss if the U.S. holder has held the Note for more than one year at the time of disposition. Long-term capital gains recognized by a non-corporate U.S. holder generally are subject to tax at a lower rate than short-term capital gains or ordinary income. The deduction of capital losses is subject to limitations.

Capital gain or loss recognized by a U.S. holder generally will be U.S.-source gain or loss for U.S. foreign tax credit purposes. Under the new foreign tax credit requirements recently adopted by the IRS, any Hong Kong withholding tax imposed on the sale or other disposition of the Notes generally will not be treated as a creditable tax for U.S. foreign tax credit purposes. If the Hong Kong withholding tax is not a creditable tax, the tax would reduce the amount realized on the sale or other disposition of the Notes even if the U.S. holder has elected to claim a foreign tax credit for other taxes in the same year. U.S. holders should consult their own tax advisors regarding the application of the foreign tax credit rules to a sale or other disposition of the Notes and any Hong Kong tax imposed on such sale or disposition.

Specified Foreign Financial Assets

Individual U.S. holders that own "specified foreign financial assets" with an aggregate value in excess of \$50,000 on the last day of the taxable year or \$75,000 at any time during the taxable year are generally required to file an information statement along with their tax returns, currently on Form 8938, with respect to such assets. "Specified foreign financial assets" include any financial accounts held at a non-U.S. financial institution, as well as securities issued by a non-U.S. issuer (which may include Notes issued in certificated form) that are not held in accounts maintained by financial institutions. Higher reporting thresholds apply to certain individuals living abroad and to certain married individuals. Regulations extend this reporting requirement to certain entities that are treated as formed or availed of to hold direct or indirect interests in specified foreign financial assets based on certain objective criteria. U.S. holders who fail to report the required information could be subject to substantial penalties. In addition, the statute of limitations for assessment of tax would be suspended, in whole or part. Prospective investors should consult their own tax advisors concerning the application of these rules to their investment in the Notes, including the application of the rules to their particular circumstances.

Information Reporting and Backup Withholding

Information returns will be filed with the IRS in connection with payments on the Notes made to, and the proceeds of dispositions of Notes effected by, certain U.S. holders. In addition, certain U.S. holders may be subject to backup withholding in respect of such amounts if they do not provide their taxpayer identification numbers to the person from whom they receive payments. The amount of any backup withholding from a payment to a U.S. holder will be allowed as a credit against the holder's U.S. federal income tax liability and may entitle the holder to a refund, **provided that** the required information is timely furnished to the IRS.

PLAN OF DISTRIBUTION

Subject to the terms and conditions set forth in a purchase agreement (the “Purchase Agreement”) dated on or about July 20, 2022 among us and the initial purchasers named below (the “Initial Purchasers”), we have agreed to sell to the Initial Purchasers, and each of the Initial Purchasers has agreed, severally and not jointly, to purchase from us, the principal amount of the Notes set forth opposite its name below.

<u>Initial Purchaser</u>	<u>Principal Amount of the Series A Notes</u>	<u>Principal Amount of the Series B Notes</u>
BNP Paribas	US\$ 70,375,000	US\$ 70,375,000
Citigroup Global Markets Inc.	US\$ 70,375,000	US\$ 70,375,000
Credit Suisse (Hong Kong) Limited	US\$ 70,375,000	US\$ 70,375,000
DBS Bank Ltd.	US\$ 70,375,000	US\$ 70,375,000
Goldman Sachs (Asia) L.L.C.	US\$ 70,375,000	US\$ 70,375,000
The Hongkong and Shanghai Banking Corporation Limited.	US\$ 70,375,000	US\$ 70,375,000
J.P. Morgan Securities plc	US\$ 70,375,000	US\$ 70,375,000
Morgan Stanley & Co. International plc	US\$ 70,375,000	US\$ 70,375,000
Bank of China Limited	US\$ 12,400,000	US\$ 12,400,000
Bank of Communications Co., Ltd. Hong Kong Branch	US\$ 12,400,000	US\$ 12,400,000
China Construction Bank (Asia) Corporation Limited	US\$ 12,400,000	US\$ 12,400,000
Mizuho Securities Asia Limited	US\$ 12,400,000	US\$ 12,400,000
Banco Santander, S.A.	US\$ 12,400,000	US\$ 12,400,000
Total	<u>US\$625,000,000</u>	<u>US\$625,000,000</u>

Subject to the terms and conditions set forth in the Purchase Agreement, the Initial Purchasers have agreed, severally and not jointly, to purchase the Notes sold under the Purchase Agreement. The Purchase Agreement provides that the obligations of the Initial Purchasers to purchase the Notes are subject to certain conditions, including, among others, the receipt by the Initial Purchasers of documentation related to the issuance and settlement of the Notes, officer’s certificates and legal opinions. The Purchase Agreement may be terminated by the Initial Purchasers in certain circumstances prior to the delivery of and payment for the Notes.

We have agreed to indemnify the Initial Purchasers against certain liabilities, including liabilities under the U.S. Securities Act, or to contribute to payments the Initial Purchasers may be required to make in respect of those liabilities.

The Initial Purchasers propose initially to offer the Notes at the offering price set forth on the cover page of this Offering Circular.

NEW ISSUE OF NOTES

The Notes are a new issue of securities with no established trading market. Application will be made to the Hong Kong Stock Exchange for listing of, and permission to deal in, the Notes by way of debt issue to professional investors only. We have been advised by the Initial Purchasers that they presently intend to make a market in the Notes after completion of the offering. However, they are under no obligation to do so and may discontinue any market-making activities at any time without any notice. We cannot assure the liquidity of the trading market for the Notes. If an active trading

market for the Notes does not develop, the market price and liquidity of the Notes may be adversely affected. If the Notes are traded, they may trade at a discount from their initial offering price, depending on prevailing interest rates, the market for similar securities, our operating performance and financial condition, general economic conditions and other factors.

SETTLEMENT

We expect that delivery of the Notes will be made to investors on or about the closing date specified on the cover page of this Offering Circular, which will be the fifth business day following the date of this Offering Circular (such settlement being referred to as “T+5”). Under Rule 15c6-1 under the Exchange Act, trades in the secondary market are required to settle in two business days, unless the parties to any such trade expressly agree otherwise. Purchasers of the Notes who wish to trade the Notes prior to their date of delivery hereunder should consult their advisors.

SHORT POSITIONS AND STABILIZING TRANSACTIONS

In connection with the offering, any of the Initial Purchasers (or persons acting on behalf of any of the Initial Purchasers) (the “Stabilizing Managers”) may purchase and sell the Notes in the open market. These transactions may include short sales, purchases on the open market to cover positions created by short sales and stabilizing purchases. Short sales involve the sale by the Stabilizing Managers of a greater principal amount of the Notes than they are required to purchase in the offering. The Stabilizing Managers must close out any short position by purchasing the Notes in the open market. A short position is more likely to be created if the Initial Purchasers are concerned that there may be downward pressure on the price of the Notes in the open market after pricing that could adversely affect investors who purchase in the offering. Stabilizing transactions involve bids to purchase the Notes so long as the stabilizing bids do not exceed a specified maximum.

Similar to other purchase transactions, the Stabilizing Manager’s purchases to cover the syndicate short sales and stabilizing purchases may have the effect of raising or maintaining the market price of the Notes or preventing or retarding a decline in the market price of the Notes. As a result, the price of the Notes may be higher than the price that might otherwise exist in the open market.

None of us or any of the Initial Purchasers makes any representation or prediction as to the direction or magnitude of any effect that the transactions described above may have on the price of the Notes. In addition, none of us or any of the Initial Purchasers makes any representation that the Initial Purchasers will engage in these transactions or that these transactions, once commenced, will not be discontinued without notice at any time. No assurance can be given as to the liquidity of, or the trading market for, the Notes.

If a jurisdiction requires that the offering be made by a licensed broker or dealer and the Initial Purchasers or any affiliate of the Initial Purchasers is a licensed broker or dealer in that jurisdiction, the offering shall be deemed to be made by that Initial Purchaser or its affiliate on our behalf in such jurisdiction.

The Initial Purchasers and/or their affiliates have performed commercial banking, lending, investment banking or advisory services for us from time to time for which they have received customary fees and reimbursement of expenses. The Initial Purchasers and/or their affiliates may, from time to time, engage in transactions with and perform services for, us in the ordinary course of business for which they may receive customary fees and reimbursement of expenses. We may enter

into hedging or other derivative transactions as part of our risk management strategy with one or more of the Initial Purchasers, which may include transactions relating to our obligations under the Notes. Our obligations under these transactions may be secured by cash or other collateral.

The Initial Purchasers or their affiliates may purchase the Notes and allocate Notes for asset management and/or proprietary purposes but not with a view to distribution.

In the ordinary course of their various business activities, the Initial Purchasers and/or their affiliates make or hold a broad array of investments and actively trade debt and equity securities (or related derivative securities) and financial instruments (including bank loans) for their own account and for the accounts of their customers, and may at any time hold long and short positions in such securities and instruments. Such investment and securities activities may involve our securities and instruments, including the Notes and could adversely affect the trading price and liquidity of the Notes. In the ordinary course of business, the Initial Purchasers and/or their affiliates may make investment recommendations and/or publish or express independent research views (positive or negative) in respect of the Notes or our other financial instruments, and may recommend to their clients that they acquire long and/or short positions in the Notes or our other financial instruments.

SELLING RESTRICTIONS

United States

The Notes have not been and will not be registered under the U.S. Securities Act, and may not be offered or sold within the United States except in certain transactions exempt from the registration requirements of the U.S. Securities Act. Terms used in this paragraph have the meanings given to them by Regulation S.

The Notes are being offered and sold outside the United States in reliance on Regulation S. The Purchase Agreement provides that the Initial Purchasers may directly or through their respective U.S. broker-dealer affiliates arrange for the offer and resale of the Notes within the United States only to Qualified Institutional Buyers in reliance on Rule 144A.

In addition, until 40 days after the commencement of the offering of the Notes, an offer or sale of the Notes within the United States by any dealer (whether or not participating in the offering) may violate the registration requirements of the U.S. Securities Act if such offer or sale is made otherwise than in accordance with Rule 144A.

Each purchaser of the Notes will be deemed to have made acknowledgments, representations and agreements as described under “Transfer Restrictions.”

Hong Kong

Each Initial Purchaser has represented and agreed that:

- (1) it has not offered or sold and will not offer or sell in Hong Kong, by means of any document, any Notes other than (a) to “professional investors” as defined in the Securities and Futures Ordinance (Cap. 571) of Hong Kong (the “SFO”) and any rules made under the SFO; or (b) in other circumstances which do not result in the document being a “prospectus” as defined in the Companies (Winding Up and Miscellaneous Provisions Ordinance (Cap. 32) of Hong Kong (the “C(WUMP)O”) or which do not constitute an offer to the public within the meaning of the C(WUMP)O; and

- (2) it has not issued or had in its possession for the purposes of issue, and will not issue or have in its possession for the purposes of issue, whether in Hong Kong or elsewhere, any advertisement, invitation or document relating to the Notes, which is directed at, or the contents of which are likely to be accessed or read by, the public of Hong Kong (except if permitted to do so under the securities laws of Hong Kong) other than with respect to the Notes which are or are intended to be disposed of only to persons outside Hong Kong or only to “professional investors” as defined in the SFO and any rules made under the SFO.

Japan

The Notes offered in this Offering Circular have not been registered under the Securities and Exchange Law of Japan. The Notes have not been offered or sold and will not be offered or sold, directly or indirectly, in Japan or to or for the account of any resident of Japan, except (i) pursuant to an exemption from the registration requirements of the Securities and Exchange Law and (ii) in compliance with any other applicable requirements of Japanese law.

Prohibitions of sales to European Economic Area retail investors

Each Initial Purchaser has represented and agreed that it has not offered, sold or otherwise made available and will not offer, sell or otherwise make available any Notes to any retail investor in the European Economic Area. For the purposes of this provision, the expression “retail investor” means a person who is one (or more) of the following:

- (i) a retail client as defined in point (11) of Article 4(1) of Directive 2014/65/EU (as amended, “MiFID II”); or
- (ii) a customer within the meaning of Directive (EU) 2016/97 (as amended, the “Insurance Distribution Directive”), where that customer would not qualify as a professional client as defined in point (10) of Article 4(1) of MiFID II.

PRC

Each Initial Purchaser has represented, warranted and undertaken that the Notes are not being offered or sold and may not be offered or sold, directly or indirectly, in the PRC, except as permitted by the securities laws of the PRC.

Singapore

Each Initial Purchaser has acknowledged that this Offering Circular has not been registered as a prospectus with the Monetary Authority of Singapore. Accordingly, each Initial Purchaser has represented, warranted and agreed that it has not offered or sold any Notes or caused the Notes to be made the subject of an invitation for subscription or purchase and will not offer or sell any Notes or cause the Notes to be made the subject of an invitation for subscription or purchase, and has not circulated or distributed, nor will it circulate or distribute, this Offering Circular or any other document or material in connection with the offer or sale, or invitation for subscription or purchase, of the Notes, whether directly or indirectly, to any person in Singapore other than (i) to an institutional investor (as defined in Section 4A of the Securities and Futures Act (Chapter 289 of

Singapore, as modified or amended from time to time) (the “SFA”)) pursuant to Section 274 of the SFA, (ii) to a relevant person (as defined in Section 275(2) of the SFA) pursuant to Section 275(1) of the SFA, or any person pursuant to Section 275(1A) of the SFA, and in accordance with the conditions specified in Section 275 of the SFA, or (iii) otherwise pursuant to, and in accordance with the conditions of, any other applicable provision of the SFA.

Where the Notes are subscribed or purchased under Section 275 of the SFA by a relevant person which is:

- (a) a corporation (which is not an accredited investor (as defined in Section 4A of the SFA)) the sole business of which is to hold investments and the entire share capital of which is owned by one or more individuals, each of whom is an accredited investor; or
- (b) a trust (where the trustee is not an accredited investor) whose sole purpose is to hold investments and each beneficiary of the trust is an individual who is an accredited investor,

securities or securities-based derivatives contracts (each term as defined in Section 2(1) of the SFA) of that corporation or the beneficiaries’ rights and interest (howsoever described) in that trust shall not be transferred within six months after that corporation or that trust has acquired the Notes pursuant to an offer made under Section 275 of the SFA except:

- (1) to an institutional investor or to a relevant person, or to any person arising from an offer referred to in Section 275(1A) or Section 276(4)(i)(B) of the SFA;
- (2) where no consideration is or will be given for the transfer;
- (3) where the transfer is by operation of law;
- (4) as specified in Section 276(7) of the SFA; or
- (5) as specified in Regulation 37A of the Securities and Futures (Offers of Investments) (Securities and Securities-based Derivatives Contracts) Regulations 2018.

Switzerland

This document is not intended to constitute an offer or solicitation to purchase or invest in the Notes described herein. The Notes may not be publicly offered, sold or advertised, directly or indirectly, in, into or from Switzerland and will not be listed on the SIX Swiss Exchange or on any other exchange or regulated trading facility in Switzerland. Neither this Offering Circular nor any other offering or marketing material relating to the Notes constitutes a prospectus as such term is understood pursuant to article 652a or article 1156 of the Swiss Code of Obligations, and neither this Offering Circular nor any other offering or marketing material relating to the Notes may be publicly distributed or otherwise made publicly available in Switzerland.

United Kingdom

Prohibition of sales to UK Retail Investors

Each Initial Purchaser has represented, warranted and agreed that it has not offered, sold or otherwise made available and will not offer, sell or otherwise make available any Notes to any retail investor in the United Kingdom. For the purposes of this provision, the expression “retail investor” means a person who is one (or both) of the following:

- (i) a retail client, as defined in point (8) of Article 2 of Regulation (EU) No 2017/565 as it forms part of domestic law by virtue of the European Union (Withdrawal) Act 2018 (the “EUWA”); or
- (ii) a customer within the meaning of the provisions of the Financial Services and Markets Act 2000 (as amended, the “FSMA”) and any rules or regulations made under the FSMA to implement Directive (EU) 2016/97, where that customer would not qualify as a professional client, as defined in point (8) of Article 2(1) of Regulation (EU) No 600/2014 as it forms part of domestic law by virtue of the EUWA.

Other UK regulatory restrictions

Each Initial Purchaser has represented and agreed that:

- (i) it has only communicated or caused to be communicated and will only communicate or cause to be communicated any invitation or inducement to engage in investment activity (within the meaning of Section 21 of the Financial Services and Markets Act 2000 (the “FSMA”)) received by it in connection with the issue or sale of any Notes in circumstances in which Section 21(1) of the FSMA does not apply to the Issuer; and
- (ii) it has complied and will comply with all applicable provisions of the FSMA with respect to anything done by it in relation to the Notes in, from or otherwise involving the United Kingdom.

Canada

Notes may be sold in Canada only to purchasers purchasing, or deemed to be purchasing, as principal that are accredited investors, as defined in National Instrument 45-106 Prospectus Exemptions of the Canadian Securities Administrators or subsection 73.3(1) of the *Securities Act* (Ontario), and are permitted clients, as defined in National Instrument 31-103 Registration Requirements, Exemptions and Ongoing Registrant Obligations. Any resale of the Notes must be made in accordance with an exemption from, or in a transaction not subject to, the prospectus requirements of applicable Canadian securities laws.

Securities legislation in certain provinces or territories of Canada may provide a purchaser with remedies for rescission or damages if this Offering Circular (including any amendment thereto) contains a misrepresentation, provided that the remedies for rescission or damages are exercised by the purchaser within the time limit prescribed by the securities legislation of the purchaser’s province or territory. The purchaser should refer to any applicable provisions of the securities legislation of the purchaser’s province or territory for particulars of these rights or consult with a legal advisor.

Pursuant to section 3A.3 of National Instrument 33-105 Underwriting Conflicts (“NI 33-105”), the Initial Purchasers are not required to comply with the disclosure requirements of NI 33-105 regarding underwriter conflicts of interest in connection with any offer of Notes.

Upon receipt of this Offering Circular, each Canadian purchaser is hereby deemed to confirm that it has expressly requested that all documents evidencing or relating in any way to the sale of the Notes described herein (including, for the avoidance of doubt, any purchase confirmation or any notice) be drawn up in the English language only.

TRANSFER RESTRICTIONS

Due to the following significant transfer restrictions applicable to the Notes, investors are advised to consult legal counsel prior to making any purchase, offer, resale, pledge, or other transfer or disposition of the Notes.

The Notes have not been registered and will not be registered under the U.S. Securities Act or any other securities laws, and may not be offered or sold in the United States (as defined in Regulation S) except pursuant to an exemption from, or in a transaction not subject to, the registration requirements of the U.S. Securities Act. Accordingly, the Notes are being offered and sold (1) in the United States only to QIBs, as defined in Rule 144A in compliance with Rule 144A, and (2) outside the United States in offshore transactions pursuant to Regulation S.

Each investor of a Note, by its acceptance thereof, will be deemed to have acknowledged, represented to and agreed with the Issuer and the Initial Purchasers as follows:

- (1) represent that it is purchasing the Notes for its own account or an account with respect to which it exercises sole investment discretion and that it and any such account is (a) a QIB, and is aware that the sale to it is being made in reliance on Rule 144A or (b) located outside the United States;
- (2) acknowledge that the Notes have not been registered under the U.S. Securities Act and may not be offered or sold within the United States except as set forth below;
- (3) if it is a person other than a purchaser located outside the United States, agree that if it should resell or otherwise transfer the Notes within the time period referred to in Rule 144(d) under the U.S. Securities Act after the original issuance of the Notes, it will do so only (a) to the Issuer, (b) to a QIB in compliance with Rule 144A, (c) outside the United States in an offshore transaction in compliance with Rule 903 or 904 of Regulation S under the U.S. Securities Act, (d) pursuant to the exemption from registration provided by Rule 144 (if available) but only upon delivery to the Issuer of an opinion of counsel in form and scope satisfactory to the Issuer or (e) pursuant to an effective registration statement under the U.S. Securities Act;
- (4) agree that it will deliver to each person to whom it transfers Notes notice of any restriction on transfer of such Notes;
- (5) understand and agree that Notes initially offered in the United States to QIBs will be represented by one or more Rule 144A Global Notes and that Notes offered outside the United States in offshore transactions pursuant to Regulation S will be represented by one or more Regulation S Global Notes;

- (6) understand that unless registered under the U.S. Securities Act, the Rule 144A Global Note and Definitive Notes issued in exchange for a beneficial interest in the Rule 144A Global Note will bear a legend to the following effect, unless otherwise agreed by the Issuer and the holder thereof:

“THE SECURITIES EVIDENCED HEREBY HAVE NOT BEEN REGISTERED UNDER THE UNITED STATES SECURITIES ACT OF 1933, AS AMENDED (THE “U.S. SECURITIES ACT”), OR WITH ANY SECURITIES REGULATORY AUTHORITY OF ANY STATE OF THE UNITED STATES OR ANY OTHER JURISDICTION AND (A) ACCORDINGLY, THE SECURITIES MAY NOT BE OFFERED, SOLD, PLEDGED OR OTHERWISE TRANSFERRED EXCEPT (1) TO A PERSON WHOM THE SELLER REASONABLY BELIEVES IS A QUALIFIED INSTITUTIONAL BUYER WITHIN THE MEANING OF RULE 144A UNDER THE U.S. SECURITIES ACT PURCHASING FOR ITS OWN ACCOUNT OR FOR THE ACCOUNT OF A QUALIFIED INSTITUTIONAL BUYER IN A TRANSACTION COMPLYING WITH THE REQUIREMENTS OF RULE 144A, (2) IN AN OFFSHORE TRANSACTION COMPLYING WITH RULE 903 OR 904 OF REGULATION S UNDER THE U.S. SECURITIES ACT, (3) PURSUANT TO AN EXEMPTION FROM REGISTRATION UNDER THE U.S. SECURITIES ACT PROVIDED BY RULE 144 THEREUNDER (IF AVAILABLE), (4) PURSUANT TO ANY OTHER AVAILABLE EXEMPTION FROM REGISTRATION UNDER THE U.S. SECURITIES ACT, OR (5) PURSUANT TO AN EFFECTIVE REGISTRATION STATEMENT UNDER THE U.S. SECURITIES ACT, IN EACH CASE IN ACCORDANCE WITH ALL APPLICABLE SECURITIES LAWS OF THE STATES OF THE UNITED STATES; (B) THE HOLDER WILL, AND EACH SUBSEQUENT HOLDER IS REQUIRED TO, NOTIFY ANY SUBSEQUENT PURCHASER OF THESE SECURITIES FROM IT OF THE RESALE RESTRICTIONS REFERRED TO IN (A) ABOVE; AND (C) NO REPRESENTATION CAN BE MADE AS TO THE AVAILABILITY OF THE EXEMPTION PROVIDED BY RULE 144 UNDER THE U.S. SECURITIES ACT FOR REALES OF THE SECURITIES.”

- (7) acknowledge that the Issuer, the transfer agent and the Initial Purchasers will rely upon the truth and accuracy of the foregoing acknowledgments, representations and agreements, and agree that if any of the acknowledgments, representations or warranties deemed to have been made by it by its purchase of Notes are no longer accurate, it shall promptly notify the Issuer and the Initial Purchasers; and
- (8) if it is acquiring Notes as a fiduciary or agent for one or more investor accounts, represent that it has sole investment discretion with respect to each such account and it has full power to make the foregoing acknowledgments, representations and agreements on behalf of each such account.

RATINGS

The Notes are expected to be rated “Baa2” by Moody’s, “BBB-” by S&P and “BBB” by Fitch. The ratings reflect the rating agencies’ assessment of the likelihood of timely payment of the principal of and interest on the Notes. The ratings do not address the payment of any Additional Amounts and do not constitute recommendations to purchase, hold or sell the Notes inasmuch as such ratings do not comment as to market price or suitability for a particular investor. Each such rating should be evaluated independently of any other rating on the Notes, on other securities of ours, or on us. Additionally, we have been assigned an issuer rating of Baa2 with stable outlook by Moody’s, BBB- with positive outlook by S&P and BBB by Fitch with a stable outlook. We cannot assure you that the ratings will be confirmed or that they will remain in effect for any given period or that the ratings will not be revised by such rating agencies in the future if in their judgment circumstances so warrant.

LEGAL MATTERS

Certain legal matters under New York law relating to the Notes and this offering will be passed upon for the Issuer by Cleary Gottlieb Steen & Hamilton LLP, special U.S. counsel to the Issuer, and for the Initial Purchasers by Clifford Chance, special U.S. counsel to the Initial Purchasers. Certain legal matters under the laws of Hong Kong relating to the validity of the Notes and this offering will be passed upon by Cleary Gottlieb Steen & Hamilton (Hong Kong), special Hong Kong counsel to the Issuer.

INDEPENDENT AUDITOR

The Issuer’s consolidated financial statements as at and for each of the years ended March 31, 2021 and 2022, included in this Offering Circular, have been audited by PricewaterhouseCoopers, Certified Public Accountants, Hong Kong (“PwC”).

GENERAL INFORMATION

Listing

Application will be made to the Hong Kong Stock Exchange for the listing of the Notes by way of debt issues to Professional Investors only. This document is for distribution to Professional Investors only.

Authorization and NDRC Registration

The Issuer has obtained all necessary consents, approvals and authorizations in connection with the issue and performance of its obligations under the Notes and the Indenture.

Pursuant to the NDRC Circular, the Company has registered the issuance of the Notes with the NDRC and obtained a certificate from NDRC on September 1, 2021 evidencing such registration and intends to provide the requisite information on the issuance of the Notes to the NDRC within the prescribed period.

Significant/Material Change

Except as disclosed in this Offering Circular, there has been no material adverse change since March 31, 2022 in the financial or trading position, prospects or results of operations of the Issuer.

Legal and Arbitration Proceedings

The Issuer is not involved in any litigation or arbitration proceedings, which the Issuer believes may have, or have had during the 12 months period prior to the date of this Offering Circular a significant effect on the financial position or profitability of the Issuer and, so far as the Issuer is aware, no such litigation or arbitration proceedings are pending or threatened.

Legal Entity Identifier and Security Codes

The Legal Entity Identifier code of the Issuer is 254900VUZRGD5U73RE46.

The Series A Notes have been accepted for clearance through DTC, Euroclear and Clearstream with security codes as follows:

<u>Rule 144A ISIN</u>	<u>Rule 144A CUSIP</u>	<u>Regulation S ISIN</u>	<u>Regulation S CUSIP</u>
US526250AE54	526250 AE5	USY5257YAM94	Y5257Y AM9

The Series B Notes have been accepted for clearance through DTC, Euroclear and Clearstream with security codes as follows:

<u>Rule 144A ISIN</u>	<u>Rule 144A CUSIP</u>	<u>Regulation S ISIN</u>	<u>Regulation S CUSIP</u>
US526250AD71	526250 AD7	USY5257YAL12	Y5257Y AL1

INDEX TO CONSOLIDATED FINANCIAL STATEMENTS

Index to Audited Consolidated Financial Statements as at and for the year ended March 31, 2022⁽¹⁾

	Page	Page reference to the Company's 2021/22 Annual Report
Independent Auditor's Report ⁽²⁾	F-2	166
Consolidated Income Statement	F-8	172
Consolidated Statement of Comprehensive Income.	F-9	173
Consolidated Balance Sheet.	F-10	174
Consolidated Cash Flow Statement	F-12	176
Consolidated Statement of Changes in Equity.	F-14	178
Notes to the Financial Statements	F-16	180

(1) The Company's financial information included in this Offering Circular relating to each of the years ended March 31, 2022 and 2021 do not constitute the Company's statutory annual consolidated financial statements for that year but is derived from those financial statements. Further information relating to these statutory financial statements required to be disclosed in accordance with section 436 of the Hong Kong Companies Ordinance is as follows:

The Company has delivered the consolidated financial statements for the year ended March 31, 2021 and will deliver the consolidated financial statements for the year ended March 31, 2022 to the Registrar of Companies as required by section 662(3) of, and Part 3 of Schedule 6 to, the Hong Kong Companies Ordinance.

The Company's auditor has reported on those consolidated financial statements. The auditor's report was unqualified; did not include a reference to any matters to which the auditor drew attention by way of emphasis without qualifying its report; and did not contain a statement under sections 406(2), 407(2) or (3) of the Hong Kong Companies Ordinance.

(2) The Independent Auditor's Report on the consolidated financial statements of the Group set out herein are reproduced from the Company's annual report for the year ended March 31, 2022.

Index to Audited Consolidated Financial Statements as at and for the year ended March 31, 2021⁽³⁾

	Page	Page reference to the Company's 2020/21 Annual Report
Independent Auditor's Report ⁽⁴⁾	F-111	168
Consolidated Income Statement	F-117	174
Consolidated Statement of Comprehensive Income.	F-118	175
Consolidated Balance Sheet.	F-119	176
Consolidated Cash Flow Statement	F-121	178
Consolidated Statement of Changes in Equity.	F-123	180
Notes to the Financial Statements	F-125	182

(3) The Company's financial information included in this Offering Circular relating to each of the years ended March 31, 2021 and 2020 do not constitute the Company's statutory annual consolidated financial statements for that year but is derived from those financial statements. Further information relating to these statutory financial statements required to be disclosed in accordance with section 436 of the Hong Kong Companies Ordinance is as follows:

The Company has delivered the consolidated financial statements for the each of the years ended March 31, 2021 and 2020 to the Registrar of Companies as required by section 662(3) of, and Part 3 of Schedule 6 to, the Hong Kong Companies Ordinance.

The Company's auditor has reported on those consolidated financial statements. The auditor's report was unqualified; did not include a reference to any matters to which the auditor drew attention by way of emphasis without qualifying its report; and did not contain a statement under sections 406(2), 407(2) or (3) of the Hong Kong Companies Ordinance.

(4) The Independent Auditor's Report on the consolidated financial statements of the Group set out herein are reproduced from the Company's annual report for the year ended March 31, 2021.

Independent Auditor's Report

INDEPENDENT AUDITOR'S REPORT TO THE MEMBERS OF LENOVO GROUP LIMITED

(incorporated in Hong Kong with limited liability)

OPINION

What we have audited

The consolidated financial statements of Lenovo Group Limited (the "Company") and its subsidiaries (the "Group"), which are set out on pages 172 to 274, comprise:

- the consolidated balance sheet as at March 31, 2022;
- the consolidated income statement for the year then ended;
- the consolidated statement of comprehensive income for the year then ended;
- the consolidated statement of changes in equity for the year then ended;
- the consolidated cash flow statement for the year then ended; and
- the notes to the consolidated financial statements, which include significant accounting policies and other explanatory information.

Our opinion

In our opinion, the consolidated financial statements give a true and fair view of the consolidated financial position of the Group as at March 31, 2022, and of its consolidated financial performance and its consolidated cash flows for the year then ended in accordance with Hong Kong Financial Reporting Standards ("HKFRSs") issued by the Hong Kong Institute of Certified Public Accountants ("HKICPA") and have been properly prepared in compliance with the Hong Kong Companies Ordinance.

BASIS FOR OPINION

We conducted our audit in accordance with Hong Kong Standards on Auditing ("HKSAAs") issued by the HKICPA. Our responsibilities under those standards are further described in the Auditor's Responsibilities for the Audit of the Consolidated Financial Statements section of our report.

We believe that the audit evidence we have obtained is sufficient and appropriate to provide a basis for our opinion.

Independence

We are independent of the Group in accordance with the HKICPA's Code of Ethics for Professional Accountants ("the Code"), and we have fulfilled our other ethical responsibilities in accordance with the Code.

KEY AUDIT MATTERS

Key audit matters are those matters that, in our professional judgment, were of most significance in our audit of the consolidated financial statements of the current period. These matters were addressed in the context of our audit of the consolidated financial statements as a whole, and in forming our opinion thereon, and we do not provide a separate opinion on these matters.

KEY AUDIT MATTERS *(continued)*

Key audit matters identified in our audit are summarized as follows:

- Impairment assessment of goodwill and other intangible assets with indefinite useful lives
- Recognition of deferred income tax assets

Key Audit Matter	How our audit addressed the Key Audit Matter
<p>Impairment assessment of goodwill and other intangible assets with indefinite useful lives</p> <p>Refer to notes 4(a) and 16 to the consolidated financial statements.</p> <p>As at March 31, 2022, the Group had goodwill and other intangible assets with indefinite useful lives totaling US\$6,136 million. The Group tests at least annually whether goodwill and other intangible assets that have indefinite useful lives have suffered any impairment.</p> <p>For the purpose of assessing impairment, assets are grouped at the lowest level for which there are separately identified cash flows cash generating units (“CGUs”). The recoverable amount of each CGU was determined based on value in use calculations using cash flow projections.</p> <p>We focused on the impairment of goodwill and other intangible assets with indefinite useful lives because the estimation of recoverable amount is subject to high degree of estimation uncertainty. The inherent risk in relation to the impairment of goodwill and other intangible assets with indefinite useful lives is considered significant due to significant management judgement to appropriately identify CGUs and to determine the key assumptions, including revenue growth rates, operating margins, discount rates and the length of time and severity of the impact of COVID-19.</p> <p>Management are of the view that there was no evidence of impairment of goodwill or other intangible assets with indefinite useful lives as at March 31, 2022.</p>	<p>Our procedures in relation to the Group’s impairment assessment included:</p> <ul style="list-style-type: none"> • Assessing the value in use calculation methodology adopted by management. • Understanding management’s controls and processes for determining the recoverable amount and assessing the inherent risk of material misstatement by considering the degree of estimation uncertainty and the judgement involved in determining assumptions to be applied. • Assessing management’s identification of CGUs based on the Group’s accounting policies and our understanding of the Group’s business. • Challenging the reasonableness of key assumptions such as revenue growth rates, operating margins and discount rates and the length of time and severity of the impact of COVID-19 with reference to the business and industry circumstances. • Reconciling input data to supporting evidence, such as approved forecasts of future profits and strategic plans. • Considering the reasonableness of the forecasts of future profits and strategic plans by comparing them against past results achieved. • Assessing management’s sensitivity analysis around the key assumptions, to ascertain the extent to which adverse changes, both individually or in aggregate, might impact on the outcome of the impairment assessment of the goodwill and other intangible assets with indefinite useful lives. <p>We found the judgements made by management in relation to the impairment assessment to be supportable based on the available evidence.</p>

Independent Auditor's Report

KEY AUDIT MATTERS *(continued)*

Key Audit Matter	How our audit addressed the Key Audit Matter
<p>Recognition of deferred income tax assets</p> <p>Refer to notes 4(b) and 19 to the consolidated financial statements.</p> <p>As at March 31, 2022, the Group had deferred income tax assets of US\$2,528 million.</p> <p>Deferred income tax assets are recognized to the extent that it is probable that future taxable profit will be available against which the temporary differences can be utilized.</p> <p>Deferred income tax is determined using tax rates (and laws) that have been enacted or substantively enacted by the balance sheet date and expected to apply when the related deferred tax income asset is realized.</p> <p>We focused on the recognition of deferred income tax assets because the estimation of future taxable profit is subject to high degree of estimation uncertainty. The inherent risk in relation to the recognition of deferred income tax assets is considered significant due to significant management judgement regarding the future financial performance of the entity in which the deferred income tax asset has been recognized. A number of factors are evaluated in considering whether there is evidence that it is probable the deferred income tax assets will be realized, including whether there will be sufficient taxable profits available during the utilization periods, the length of time and severity of the impact of COVID-19, existence of taxable temporary differences, group relief and tax planning strategies.</p> <p>Management has performed its assessment on the recognition of these deferred income tax assets and considers that the realization of these assets is probable as at March 31, 2022.</p>	<p>Our procedures in relation to the recognition of deferred income tax assets included:</p> <ul style="list-style-type: none"> • Understanding management's controls and processes for the recognition of deferred income tax assets and assessing the inherent risk of material misstatement by considering the degree of estimation uncertainty and the judgement involved in determining assumptions to be applied. • Evaluating management's assessment as to whether there will be sufficient taxable profits in future periods by reference to forecasts of future profits/strategic plans and future reversals of taxable temporary differences to support the recognition of deferred income tax assets. • Assessing the underlying assumptions used in management's approved forecasts of future profits such as revenue growth rates and operating margins by comparison to historical results and future strategic and tax plans and with reference to the business and industry circumstances. • Testing management's reconciliations of forecast profits to forecast taxable profits to supporting evidence on a sample basis. • Validating available tax losses, including the respective expiry periods to tax returns and tax correspondence of the relevant subsidiaries. • Testing the calculation of deferred income tax assets by reference to tax rates enacted or substantively enacted by the balance sheet date. <p>We found the judgements made by management in relation to recognition of deferred income tax assets to be supportable based on the available evidence.</p>

OTHER INFORMATION

The directors of the Company are responsible for the other information. The other information comprises all of the information included in the annual report other than the consolidated financial statements and our auditor's report thereon.

Our opinion on the consolidated financial statements does not cover the other information and we do not express any form of assurance conclusion thereon.

In connection with our audit of the consolidated financial statements, our responsibility is to read the other information and, in doing so, consider whether the other information is materially inconsistent with the consolidated financial statements or our knowledge obtained in the audit or otherwise appears to be materially misstated.

If, based on the work we have performed, we conclude that there is a material misstatement of this other information, we are required to report that fact. We have nothing to report in this regard.

RESPONSIBILITIES OF DIRECTORS AND THE AUDIT COMMITTEE FOR THE CONSOLIDATED FINANCIAL STATEMENTS

The directors of the Company are responsible for the preparation of the consolidated financial statements that give a true and fair view in accordance with HKFRSs issued by the HKICPA and the Hong Kong Companies Ordinance, and for such internal control as the directors determine is necessary to enable the preparation of consolidated financial statements that are free from material misstatement, whether due to fraud or error.

In preparing the consolidated financial statements, the directors are responsible for assessing the Group's ability to continue as a going concern, disclosing, as applicable, matters related to going concern and using the going concern basis of accounting unless the directors either intend to liquidate the Group or to cease operations, or have no realistic alternative but to do so.

The Audit Committee is responsible for overseeing the Group's financial reporting process.

AUDITOR'S RESPONSIBILITIES FOR THE AUDIT OF THE CONSOLIDATED FINANCIAL STATEMENTS

Our objectives are to obtain reasonable assurance about whether the consolidated financial statements as a whole are free from material misstatement, whether due to fraud or error, and to issue an auditor's report that includes our opinion. We report our opinion solely to you, as a body, in accordance with Section 405 of the Hong Kong Companies Ordinance and for no other purpose. We do not assume responsibility towards or accept liability to any other person for the contents of this report. Reasonable assurance is a high level of assurance, but is not a guarantee that an audit conducted in accordance with HKSAAs will always detect a material misstatement when it exists. Misstatements can arise from fraud or error and are considered material if, individually or in the aggregate, they could reasonably be expected to influence the economic decisions of users taken on the basis of these consolidated financial statements.

Independent Auditor's Report

AUDITOR'S RESPONSIBILITIES FOR THE AUDIT OF THE CONSOLIDATED FINANCIAL STATEMENTS *(continued)*

As part of an audit in accordance with HKSAAs, we exercise professional judgment and maintain professional scepticism throughout the audit. We also:

- Identify and assess the risks of material misstatement of the consolidated financial statements, whether due to fraud or error, design and perform audit procedures responsive to those risks, and obtain audit evidence that is sufficient and appropriate to provide a basis for our opinion. The risk of not detecting a material misstatement resulting from fraud is higher than for one resulting from error, as fraud may involve collusion, forgery, intentional omissions, misrepresentations, or the override of internal control.
- Obtain an understanding of internal control relevant to the audit in order to design audit procedures that are appropriate in the circumstances, but not for the purpose of expressing an opinion on the effectiveness of the Group's internal control.
- Evaluate the appropriateness of accounting policies used and the reasonableness of accounting estimates and related disclosures made by the directors.
- Conclude on the appropriateness of the directors' use of the going concern basis of accounting and, based on the audit evidence obtained, whether a material uncertainty exists related to events or conditions that may cast significant doubt on the Group's ability to continue as a going concern. If we conclude that a material uncertainty exists, we are required to draw attention in our auditor's report to the related disclosures in the consolidated financial statements or, if such disclosures are inadequate, to modify our opinion. Our conclusions are based on the audit evidence obtained up to the date of our auditor's report. However, future events or conditions may cause the Group to cease to continue as a going concern.
- Evaluate the overall presentation, structure and content of the consolidated financial statements, including the disclosures, and whether the consolidated financial statements represent the underlying transactions and events in a manner that achieves fair presentation.
- Obtain sufficient appropriate audit evidence regarding the financial information of the entities or business activities within the Group to express an opinion on the consolidated financial statements. We are responsible for the direction, supervision and performance of the group audit. We remain solely responsible for our audit opinion.

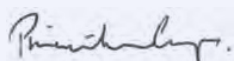
We communicate with the Audit Committee regarding, among other matters, the planned scope and timing of the audit and significant audit findings, including any significant deficiencies in internal control that we identify during our audit.

We also provide the Audit Committee with a statement that we have complied with relevant ethical requirements regarding independence, and to communicate with them all relationships and other matters that may reasonably be thought to bear on our independence, and where applicable, actions taken to eliminate threats or safeguards applied.

AUDITOR'S RESPONSIBILITIES FOR THE AUDIT OF THE CONSOLIDATED FINANCIAL STATEMENTS *(continued)*

From the matters communicated with the Audit Committee, we determine those matters that were of most significance in the audit of the consolidated financial statements of the current period and are therefore the key audit matters. We describe these matters in our auditor's report unless law or regulation precludes public disclosure about the matter or when, in extremely rare circumstances, we determine that a matter should not be communicated in our report because the adverse consequences of doing so would reasonably be expected to outweigh the public interest benefits of such communication.

The engagement partner on the audit resulting in this independent auditor's report is Cheng Woon Yin Michael.



PricewaterhouseCoopers

Certified Public Accountants

Hong Kong, May 26, 2022

Consolidated income statement

For the year ended March 31, 2022

	Note	2022 US\$' 000	2021 US\$' 000
Revenue	5	71,618,216	60,742,312
Cost of sales		(59,569,241)	(50,974,425)
Gross profit		12,048,975	9,767,887
Selling and distribution expenses		(3,746,290)	(3,044,967)
Administrative expenses		(2,944,234)	(2,984,356)
Research and development expenses		(2,073,461)	(1,453,912)
Other operating income/(expenses) - net		(204,421)	(104,245)
Operating profit	6	3,080,569	2,180,407
Finance income	7(a)	56,458	34,754
Finance costs	7(b)	(362,384)	(408,640)
Share of losses of associates and joint ventures	17	(6,912)	(32,323)
Profit before taxation		2,767,731	1,774,198
Taxation	8	(622,399)	(461,199)
Profit for the year		2,145,332	1,312,999
Profit attributable to:			
Equity holders of the Company		2,029,818	1,178,307
Perpetual securities holders		-	32,532
Other non-controlling interests		115,514	102,160
		2,145,332	1,312,999
Earnings per share attributable to equity holders of the Company			
Basic	11(a)	US17.45 cents	US9.54 cents
Diluted	11(b)	US15.77 cents	US8.91 cents
Dividends	12	583,999	474,573

Consolidated statement of comprehensive income

For the year ended March 31, 2022

	Note	2022 US\$' 000	2021 US\$' 000
Profit for the year		2,145,332	1,312,999
Other comprehensive income/(loss):			
<u>Items that will not be reclassified to profit or loss</u>			
Remeasurements of post-employment benefit obligations, net of taxes	8, 34	58,194	35,735
Fair value change on financial assets at fair value through other comprehensive income, net of taxes	8, 20	(18,064)	(5,081)
<u>Items that have been reclassified or may be subsequently reclassified to profit or loss</u>			
Fair value change on cash flow hedges from foreign exchange forward contracts, net of taxes	8		
- Fair value gain/(loss), net of taxes		243,257	(240,325)
- Reclassified to consolidated income statement		(268,500)	255,312
Currency translation differences	8	172,638	104,133
Other comprehensive income for the year		187,525	149,774
Total comprehensive income for the year		2,332,857	1,462,773
Total comprehensive income attributable to:			
Equity holders of the Company		2,244,669	1,336,074
Perpetual securities holders		-	32,532
Other non-controlling interests		88,188	94,167
		2,332,857	1,462,773

Consolidated balance sheet

At March 31, 2022


	Note	2022 US\$' 000	2021 US\$' 000
Non-current assets			
Property, plant and equipment	13	1,636,629	1,573,875
Right-of-use assets	14	839,233	893,422
Construction-in-progress	15	510,211	207,614
Intangible assets	16	8,066,785	8,405,005
Interests in associates and joint ventures	17	339,547	65,455
Deferred income tax assets	19	2,527,955	2,344,740
Financial assets at fair value through profit or loss	20	1,104,408	805,013
Financial assets at fair value through other comprehensive income	20	64,572	84,796
Other non-current assets		424,241	275,359
		15,513,581	14,655,279
Current assets			
Inventories	21	8,300,658	6,380,576
Trade receivables	22(a)	11,189,551	8,397,825
Notes receivable	22(b)	99,996	78,939
Derivative financial assets		113,757	118,299
Deposits, prepayments and other receivables	22(c)	5,014,292	4,977,501
Income tax recoverable		255,809	254,442
Bank deposits	23	92,513	59,385
Cash and cash equivalents	23	3,930,287	3,068,385
		28,996,863	23,335,352
Total assets		44,510,444	37,990,631

Consolidated balance sheet

At March 31, 2022

	Note	2022 US\$' 000	2021 US\$' 000
Share capital	28	3,203,913	3,203,913
Reserves		1,786,726	355,123
Equity attributable to owners of the Company		4,990,639	3,559,036
Other non-controlling interests		951,415	817,735
Put option written on non-controlling interests	27(b)	(547,353)	(766,238)
Total equity		5,394,701	3,610,533
Non-current liabilities			
Borrowings	26	2,633,348	3,299,582
Warranty provision	25(b)	242,776	266,313
Deferred revenue		1,459,582	1,183,247
Retirement benefit obligations	34	340,542	431,905
Deferred income tax liabilities	19	406,759	391,258
Other non-current liabilities	27	1,274,001	1,436,156
		6,357,008	7,008,461
Current liabilities			
Trade payables	24(a)	11,035,924	10,220,796
Notes payable	24(b)	2,148,907	885,628
Derivative financial liabilities		127,625	35,944
Other payables and accruals	25(a)	15,744,911	13,178,498
Provisions	25(b)	980,112	910,380
Deferred revenue		1,440,022	1,046,677
Income tax payable		493,312	395,443
Borrowings	26	787,922	698,271
		32,758,735	27,371,637
Total liabilities		39,115,743	34,380,098
Total equity and liabilities		44,510,444	37,990,631

On behalf of the Board



Yang Yuanqing
Chairman and Chief Executive Officer



Zhu Linan
Director

Consolidated cash flow statement

For the year ended March 31, 2022

	Note	2022 US\$' 000	2021 US\$' 000
Cash flows from operating activities			
Net cash generated from operations	33	5,122,034	4,585,995
Interest paid		(315,570)	(309,361)
Tax paid		(729,485)	(623,861)
Net cash generated from operating activities		4,076,979	3,652,773
Cash flows from investing activities			
Purchase of property, plant and equipment		(396,358)	(302,920)
Sale of property, plant and equipment		21,193	89,344
Acquisition of subsidiaries, net of cash acquired		(76,294)	(5,049)
Disposal of subsidiaries, net of cash disposed		114,312	(37,289)
Deemed disposal of subsidiaries, net of cash disposed		-	(1,816)
Interests acquired in associates and a joint venture		(160,194)	(3,657)
Payment for construction-in-progress		(601,946)	(394,084)
Payment for intangible assets		(285,777)	(146,746)
Purchase of financial assets at fair value through profit or loss		(256,461)	(210,661)
Purchase of financial assets at fair value through other comprehensive income		(2,000)	(29,556)
Net proceeds from sale of financial assets at fair value through profit or loss		116,017	139,622
Net proceeds from sale of financial assets at fair value through other comprehensive income		1,500	557
Payment for contingent consideration		-	(117,390)
(Increase)/decrease in bank deposits		(33,128)	7,095
Dividends received		4,285	1,897
Interest received		56,458	34,754
Net cash used in investing activities		(1,498,393)	(975,899)

Consolidated cash flow statement

For the year ended March 31, 2022

	Note	2022 US\$' 000	2021 US\$' 000
Cash flows from financing activities			
Issue of warrant shares		-	17,990
Capital contribution from other non-controlling interests		179,322	87,175
Contribution to employee share trusts		(387,496)	(737,867)
Issue of notes		-	2,003,500
Issuing costs of notes		-	(14,383)
Repayment of notes		(337,309)	(791,555)
Principal elements of lease payments		(146,485)	(165,150)
Dividends paid		(478,822)	(434,269)
Dividends paid to other non-controlling interests		(30,877)	(5,156)
Distribution to perpetual securities holders		-	(34,772)
Dividends paid to convertible preferred shares holders		(16,385)	(11,600)
Repurchase of convertible preferred shares		(254,490)	(16,575)
Cash received for disposal of subsidiaries without loss of control		5,185	-
Payment for written put option liabilities		(297,352)	-
Proceeds from borrowings		10,311,552	4,925,628
Repayments of borrowings		(10,304,211)	(7,005,300)
Repurchase of perpetual securities		-	(1,045,320)
Redemption of convertible bonds		-	(500)
Net cash used in financing activities		(1,757,368)	(3,228,154)
Increase/(decrease) in cash and cash equivalents		821,218	(551,280)
Effect of foreign exchange rate changes		40,684	68,675
Cash and cash equivalents at the beginning of the year		3,068,385	3,550,990
Cash and cash equivalents at the end of the year	23	3,930,287	3,068,385

Consolidated statement of changes in equity

For the year ended March 31, 2022

	Attributable to equity holders of the Company											Total US\$ '000
	Share capital US\$ '000	Investment revaluation reserve US\$ '000	Employee share trusts US\$ '000	Share-based compensation reserve US\$ '000	Hedging reserve US\$ '000	Exchange reserve US\$ '000	Other reserves US\$ '000	Retained earnings US\$ '000	Perpetual securities US\$ '000	Other non- controlling interests US\$ '000	Put option written on non- controlling interests US\$ '000	
At April 1, 2020	3,185,923	(48,716)	(101,467)	287,574	58,489	(1,799,017)	176,642	1,438,114	993,670	634,321	(766,238)	4,059,295
Profit for the year	-	-	-	-	-	-	-	1,178,307	32,532	102,160	-	1,312,999
Other comprehensive (loss)/income	-	(5,081)	-	-	14,987	112,126	-	35,735	-	(7,993)	-	149,774
Total comprehensive (loss)/income for the year	-	(5,081)	-	-	14,987	112,126	-	1,214,042	32,532	94,167	-	1,462,773
Transfer to statutory reserve	-	-	-	-	-	-	8,890	(8,890)	-	-	-	-
Transfer of investment revaluation reserve upon disposal of financial assets at fair value through other comprehensive income to retained earnings	-	4,664	-	-	-	-	-	(4,664)	-	-	-	-
Repurchase of perpetual securities	-	-	-	-	-	-	(53,890)	-	(991,430)	-	-	(1,045,320)
Issue of warrant shares	17,990	-	-	-	-	-	-	-	-	-	-	17,990
Vesting of shares under long-term incentive program	-	-	339,057	(472,153)	-	-	-	-	-	-	-	(133,096)
Deferred tax in relation to long-term incentive program	-	-	-	45,774	-	-	-	-	-	-	-	45,774
Acquisition of subsidiaries	-	-	-	-	-	-	-	-	-	2,113	-	2,113
Disposal and deemed disposal of subsidiaries	-	-	-	-	-	(4,057)	(1,819)	-	-	3,006	-	(2,870)
Settlement of bonus through long-term incentive program	-	-	-	34,444	-	-	-	-	-	-	-	34,444
Share-based compensation	-	-	-	291,737	-	-	-	-	-	-	-	291,737
Contribution to employee share trusts	-	-	(737,867)	-	-	-	-	-	-	-	-	(737,867)
Dividends paid	-	-	-	-	-	-	-	(434,269)	-	-	-	(434,269)
Dividends paid to other non-controlling interests	-	-	-	-	-	-	-	-	-	(5,156)	-	(5,156)
Capital contribution from other non-controlling interests	-	-	-	-	-	-	-	-	-	89,758	-	89,758
Change of ownership of subsidiaries without loss of control	-	-	-	-	-	-	474	-	-	(474)	-	-
Distribution to perpetual securities holders	-	-	-	-	-	-	-	-	(34,772)	-	-	(34,772)
Redemption of convertible bonds	-	-	-	-	-	-	(57)	56	-	-	-	(1)
At March 31, 2021	3,203,913	(49,133)	(500,277)	187,376	73,476	(1,690,948)	130,240	2,204,389	-	817,735	(766,238)	3,610,533

Consolidated statement of changes in equity

For the year ended March 31, 2022

	Attributable to equity holders of the Company											Total US\$'000	
	Share capital US\$'000	Investment		Share-based		Hedging reserve US\$'000	Exchange reserve US\$'000	Other reserves US\$'000	Retained earnings US\$'000	Perpetual securities US\$'000	Other		Put option
		revaluation	Employee	compensation	non-						written on		
		reserve	share trusts	reserve	controlling						non-		
US\$'000	US\$'000	US\$'000	US\$'000	US\$'000	US\$'000	US\$'000	US\$'000	US\$'000	US\$'000	US\$'000	US\$'000		
At April 1, 2021	3,203,913	(49,133)	(500,277)	187,376	73,476	(1,690,948)	130,240	2,204,389	-	817,735	(766,238)	3,610,533	
Profit for the year	-	-	-	-	-	-	-	2,029,818	-	115,514	-	2,145,332	
Other comprehensive (loss)/income	-	(18,064)	-	-	(25,243)	199,964	-	58,194	-	(27,326)	-	187,525	
Total comprehensive (loss)/income for the year	-	(18,064)	-	-	(25,243)	199,964	-	2,088,012	-	88,188	-	2,332,857	
Transfer to statutory reserve	-	-	-	-	-	-	10,352	(10,352)	-	-	-	-	
Transfer of investment revaluation reserve upon disposal of financial assets at fair value through other comprehensive income to retained earnings	-	20	-	-	-	-	-	(20)	-	-	-	-	
Vesting of shares under long-term incentive program	-	-	555,318	(751,269)	-	-	-	-	-	-	-	(195,951)	
Deferred tax in relation to long-term incentive program	-	-	-	(29,371)	-	-	-	-	-	-	-	(29,371)	
Acquisition of a subsidiary	-	-	-	-	-	-	680	-	-	4,803	-	5,483	
Disposal of subsidiaries	-	1	-	-	-	(15,295)	(552)	-	-	(365)	-	(16,211)	
Settlement of bonus through long-term incentive program	-	-	-	27,781	-	-	-	-	-	-	-	27,781	
Share-based compensation	-	-	-	368,921	-	-	-	-	-	-	-	368,921	
Contribution to employee share trusts	-	-	(387,496)	-	-	-	-	-	-	-	-	(387,496)	
Dividends paid	-	-	-	-	-	-	-	(478,822)	-	-	-	(478,822)	
Dividends paid to other non-controlling interests	-	-	-	-	-	-	-	-	-	(30,877)	-	(30,877)	
Capital contribution from other non-controlling interests	-	-	-	-	-	-	-	-	-	183,252	-	183,252	
Change of ownership of subsidiaries without loss of control	-	-	-	-	-	-	5,965	-	-	(780)	-	5,185	
Exercise of put option written on non-controlling interest	-	-	-	-	-	-	(108,927)	-	-	(110,541)	218,885	(583)	
At March 31, 2022	3,203,913	(67,176)	(332,455)	(196,562)	48,233	(1,506,279)	37,758	3,803,207	-	951,415	(547,353)	5,394,701	

Notes to the financial statements

1 GENERAL INFORMATION AND BASIS OF PREPARATION

Lenovo Group Limited (the “Company”) and its subsidiaries (together, the “Group”) develop, manufacture and market reliable, high-quality, secure and easy-to-use technology products and services. Its product lines include legendary Think-branded commercial personal computers and Idea-branded consumer personal computers, as well as servers, workstations, and a family of mobile internet devices, including tablets and smartphones.

The Company is a limited liability company incorporated in Hong Kong S.A.R. of China. The address of its registered office is 23rd Floor, Lincoln House, Taikoo Place, 979 King’s Road, Quarry Bay, Hong Kong S.A.R. of China. The Company has its primary listing on The Stock Exchange of Hong Kong Limited.

The consolidated financial statements have been prepared in accordance with Hong Kong Financial Reporting Standards (“HKFRS”). The consolidated financial statements have been prepared under the historical cost convention except that plan assets under defined benefit pension plans and certain financial assets and financial liabilities are stated at fair values, as explained in the significant accounting policies set out in Note 2.

The preparation of the consolidated financial statements in conformity with HKFRS requires the use of certain critical accounting estimates. It also requires management to exercise its judgment in the process of applying the Group’s accounting policies. The areas involving a higher degree of judgment or complexity, or areas where assumptions and estimates are significant to the consolidated financial statements are disclosed in Note 4.

Changes in accounting policies and disclosures

The below amended standards became applicable for the current reporting period. The Group did not have to change its accounting policies or make retrospective adjustments as a result of adopting these amended standards.

- Amendment to HKFRS 16, COVID-19-Related rent concessions
- Amendment to HKFRS 16, COVID-19-Related rent concessions beyond 30 June 2021
- Amendments to HKFRS 9, HKAS 39, HKFRS 7, HKFRS 4 and HKFRS 16, Interest rate benchmark reform – Phase 2

1 GENERAL INFORMATION AND BASIS OF PREPARATION (continued)

Changes in accounting policies and disclosures (continued)

Interpretation, improvements and amendments to existing standards not yet effective

The following interpretation, improvements and amendments to existing standards, which are considered appropriate and relevant to the Group's operations, have been issued but are not effective for the year ended March 31, 2022 and have not been early adopted:

	Effective for annual periods beginning on or after
Amendments to HKAS 37, Onerous contracts – Cost of fulfilling a contract	January 1, 2022
Annual improvements to HKFRS Standards 2018-2020 cycle	January 1, 2022
Amendments to HKAS 16, Property, plant and equipment: Proceeds before intended use	January 1, 2022
Amendments to HKFRS 3, Reference to the conceptual framework	January 1, 2022
Accounting Guideline 5 (Revised), Merger accounting for common control combinations	January 1, 2022
Amendments to HKAS 1, Classification of liabilities as current or non-current	January 1, 2023
Amendments to HKAS 1 and HKFRS Practice Statement 2, Disclosure of accounting policy	January 1, 2023
Amendments to HKAS 8, Definition of accounting estimate	January 1, 2023
Amendments to HKAS 12, Deferred tax related to assets and liabilities arising from a single transaction	January 1, 2023
Hong Kong Interpretation 5 (2020), Presentation of financial statements – Classification by the borrower of a term loan that contains a repayment on demand clause	January 1, 2023
Amendments to HKFRS 10 and HKAS 28, Consolidated financial statements and investments in associates	Date to be determined

The Group is in the process of assessing what the impact of these developments is expected to be in the period of initial application. So far it has concluded that their adoption is unlikely to have a significant impact on the consolidated financial statements of the Group.

Notes to the financial statements

2 SIGNIFICANT ACCOUNTING POLICIES

The significant accounting policies adopted in the preparation of these consolidated financial statements are set out below. These policies have been consistently applied to all the years presented, unless otherwise stated.

(a) Principles of consolidation and equity accounting

(i) *Subsidiaries*

The consolidated financial statements include the financial statements of the Company and all of its subsidiaries made up to March 31.

Subsidiaries are all entities (including structured entities) over which the Group has control. The Group controls an entity when the Group is exposed to, or has rights to, variable returns from its involvement with the entity and has the ability to affect those returns through its power to direct the activities of the entity.

Subsidiaries are fully consolidated from the date on which control is transferred to the Group. They are deconsolidated from the date that control ceases.

The acquisition method of accounting is used to account for business combinations by the Group (refer to (ii)).

Intra-group transactions, balances, income and expenses on transactions are eliminated. Profits and losses resulting from intra-group transactions that are recognized in assets are also eliminated.

Adjustments have been made to the financial statements of subsidiaries when necessary to align their accounting policies to ensure consistency with the policies adopted by the Group.

For subsidiaries which adopted December 31 as their financial year end date for statutory reporting purposes, their financial statements for the years ended March 31, 2022 and 2021 have been used for the preparation of the Group's consolidated financial statements.

(ii) *Business combinations*

The Group applies the acquisition method to account for business combinations. The consideration transferred for the acquisition of a subsidiary is the fair values of the assets transferred, the liabilities incurred to the former owners of the acquiree and the equity interests issued by the Group. The consideration transferred includes the fair value of any asset or liability resulting from a contingent consideration arrangement. Identifiable assets acquired and liabilities and contingent liabilities assumed in a business combination are measured initially at their fair values at the acquisition date. The Group recognizes any non-controlling interest in the acquiree on an acquisition-by-acquisition basis, either at fair value or at the non-controlling interest's proportionate share of the recognized amounts of acquiree's identifiable net assets.

Acquisition-related costs are expensed as incurred.

2 SIGNIFICANT ACCOUNTING POLICIES *(continued)*

(a) Principles of consolidation and equity accounting *(continued)*

(ii) Business combinations *(continued)*

If the business combination is achieved in stages, the acquirer's previously held equity interest in the acquiree is re-measured to fair value at the acquisition date; any gains or losses arising from such re-measurement are recognized in profit or loss.

Any contingent consideration to be transferred by the Group is recognized at fair value at the acquisition date. Subsequent changes to the fair value of the contingent consideration that is deemed to be an asset or liability is recognized in the consolidated income statement. Contingent consideration that is classified as equity is not re-measured, and its subsequent settlement is accounted for within equity.

Goodwill is initially measured as the excess of the aggregate of the consideration transferred, the amount of any non-controlling interest in the acquiree and, in a business combination achieved in stages the acquisition-date fair value of any previous equity interest in the acquiree over the net identifiable assets acquired and liabilities assumed (Note 2(g)(i)). If it is less than the fair value of the net assets of the subsidiary acquired, the difference is recognized directly in the consolidated income statement.

(iii) Changes in ownership interests

The Group treats transactions with non-controlling interests that do not result in a loss of control as transactions with equity owners of the Group. A change in ownership interest results in an adjustment between the carrying amounts of the controlling and non-controlling interests to reflect their relative interests in the subsidiary. Any difference between the amount of the adjustment to non-controlling interests and any consideration paid or received is recognized in a separate reserve within equity attributable to owners of the Company.

When the Group ceases to consolidate or equity account for an investment because of a loss of control, joint control or significant influence, any retained interest in the entity is re-measured to its fair value with the change in carrying amount recognized in profit or loss. This fair value becomes the initial carrying amount for the purposes of subsequent accounting for the retained interest as an associate, joint venture or financial asset. In addition, any amounts previously recognized in other comprehensive income in respect of that entity are accounted for as if the Group had directly disposed of the related assets or liabilities. This may mean that amounts previously recognized in other comprehensive income are reclassified to profit or loss or transferred to another category of equity as specified/permitted by applicable HKFRSs.

If the ownership interest in a joint venture or an associate is reduced but joint control or significant influence is retained, only a proportionate share of the amounts previously recognized in other comprehensive income are reclassified to profit or loss where appropriate.

Notes to the financial statements

2 SIGNIFICANT ACCOUNTING POLICIES *(continued)*

(a) Principles of consolidation and equity accounting *(continued)*

(iii) Changes in ownership interests (continued)

The potential cash payments related to put options issued by the Group over the equity of a subsidiary are accounted for as financial liabilities. The amount that may become payable under the option on exercise is initially recognized at present value of redemption amount as a written put option liability with a corresponding charge directly to equity.

A written put option liability is subsequently re-measured as a result of the change in the expected performance at each balance sheet date, with any resulting gain or loss recognized in the consolidated income statement. In the event that the option expires unexercised, the written put option liability is derecognized with a corresponding adjustment to equity.

(iv) Disposal of subsidiaries

When the Group ceases to have control, any retained interest in the entity is re-measured to its fair value at the date when control is lost, with the change in carrying amount recognized in the consolidated income statement. The fair value is the initial carrying amount for the purposes of subsequent accounting for the retained interest as an associate, joint venture or financial asset. In addition, any amounts previously recognized as other comprehensive income or loss in respect of that entity are accounted for as if the Group had directly disposed of the related assets or liabilities. This may mean that amounts previously recognized as other comprehensive income or loss are reclassified to the consolidated income statement.

(v) Separate financial statements

Investments in subsidiaries in the Company's balance sheet are accounted for at cost less impairment. The results of subsidiaries are accounted for by the Company on the basis of dividends received and receivable.

Impairment testing of the investments in subsidiaries is required upon receiving dividends from these investments if the dividend exceeds the total comprehensive income of the subsidiary in the period the dividend is declared or if the carrying amount of the investment in the separate financial statements exceeds the carrying amount in the consolidated financial statements of the investee's net assets including goodwill.

(b) Associates and joint arrangements

Associates are entities over which the Group has significant influence but not control, generally accompanying a shareholding of between 20% and 50% of the voting rights.

Investments in joint arrangements are classified as either joint operations or joint ventures depending on the contractual rights and obligations of each investor, rather than the legal structures of the joint arrangements. The Group has assessed the nature of its joint arrangements and applied HKFRS 11 in preparing the consolidated financial statements.

2 SIGNIFICANT ACCOUNTING POLICIES *(continued)*

(b) Associates and joint arrangements *(continued)*

Associates and joint ventures

Interests in associates and joint ventures are accounted for using the equity method of accounting and are initially recognized at cost. The Group's interests in associates and joint ventures include goodwill identified on acquisition, net of any accumulated impairment losses.

The Group's share of its associates' and joint ventures' post-acquisition profits or losses is recognized in the consolidated income statement, and its share of post-acquisition movements in other comprehensive income or loss is recognized as other comprehensive income or loss with a corresponding adjustment to the carrying amount of the investment. When the Group's share of losses in an associate or a joint venture equals or exceeds its interest in the associate or the joint venture including any other unsecured receivables, the Group does not recognize further losses, unless it has incurred legal or constructive obligations or made payments on behalf of the associate or the joint venture.

The Group determines at each reporting date whether there is any objective evidence that the investment in the associate and joint venture is impaired. If this is the case, the Group calculates the amount of impairment as the difference between the recoverable amount of the associate or joint venture and its carrying value and recognizes the amount adjacent to share of profit/(loss) of associates and joint ventures in the consolidated income statement.

Profits and losses resulting from upstream and downstream transactions between the Group and its associates or joint ventures are recognized in the Group's consolidated financial statements only to the extent of unrelated investor's interests in the associates or the joint ventures. Unrealized losses are eliminated unless the transaction provides evidence of an impairment of the assets transferred.

Accounting policies of associates and joint ventures have been changed where necessary to ensure consistency with the policies adopted by the Group.

For associates and joint ventures which adopted December 31 as their financial year end date for statutory reporting purposes, their financial statements for the years ended March 31, 2022 and 2021 have been used for the preparation of the Group's consolidated financial statements.

Joint operation

Joint operations arise where the investors have rights to the assets and obligations for the liabilities of an arrangement. Investments in joint operations are accounted for such that each joint operator recognizes its assets (including its share of any assets jointly held), its liabilities (including its share of any liabilities incurred jointly), its revenue (including its share of revenue from the sale of the output by the joint operation) and its expenses (including its share of any expenses incurred jointly). Each joint operator accounts for the assets and liabilities, as well as revenues and expenses, relating to its interest in the joint operation in accordance with the applicable standards.

Notes to the financial statements

2 SIGNIFICANT ACCOUNTING POLICIES *(continued)*

(c) Segment reporting

Operating segments are reported in a manner consistent with the internal reporting provided to the chief operating decision-maker. The chief operating decision-maker, who is responsible for allocating resources and assessing performance of the operating segments, has been identified as the Lenovo Executive Committee (the "LEC") that makes strategic decisions.

(d) Translation of foreign currencies

- (i) Items included in the financial statements of each of the Group's entities are measured using the currency of the primary economic environment in which the entity operates (the "functional currency"). The financial statements of the Company and of the Group are presented in United States dollars, which is the Company's functional and the Group's presentation currency.
- (ii) Foreign currency transactions are translated into the functional currency using the exchange rates at the dates of the transactions. Foreign exchange gains and losses resulting from the settlement of such transactions and from the translation of monetary assets and liabilities denominated in foreign currencies at year end exchange rates are generally recognized in the income statement. They are deferred in equity if they are related to qualifying cash flow hedges and qualifying net investment hedges or are attributable to part of the net investment in a foreign operation.

All foreign exchange gains and losses that relate to monetary assets and liabilities denominated in foreign currency are presented in the income statement within "Other operating income/ (expenses) – net".

Non-monetary items that are measured at fair value in a foreign currency are translated using the exchange rates at the date when the fair value was determined. Translation differences on financial assets and liabilities carried at fair value are as part of the fair value gain or loss. For example, translation differences on non-monetary assets and liabilities such as equities held at fair value through profit or loss ("FVPL") are recognized in profit or loss as part of the fair value gain or loss and translation differences on non-monetary assets such as equities classified as fair value through other comprehensive income ("FVOCI") are recognized in other comprehensive income or loss.

- (iii) The results and financial position of all the group entities that have a functional currency different from the Group's presentation currency are translated into the presentation currency as follows:
 - assets and liabilities for each balance sheet presented are translated at the closing rate at the date of that balance sheet;
 - income and expenses for each income statement are translated at average exchange rates (unless this average is not a reasonable approximation of the cumulative effect of the rates prevailing on the transaction dates, in which case income and expenses are translated at the rates on the dates of the transactions); and
 - all resulting exchange differences are recognized as other comprehensive income or loss.

Goodwill and fair value adjustments arising on the acquisition of a foreign entity are treated as assets and liabilities of the foreign entity and translated at the closing rate. Exchange differences arising are recognized as other comprehensive income or loss and included in the exchange reserve in equity.

2 SIGNIFICANT ACCOUNTING POLICIES (continued)

(d) Translation of foreign currencies (continued)

(iv) On the disposal of a foreign operation (that is, a disposal of the Group's entire interest in a foreign operation, or a disposal involving loss of control over a subsidiary, loss of joint control of a joint venture, or loss of significant influence over an associate that includes a foreign operation), all of the exchange differences accumulated in equity in respect of that operation attributable to the equity holders of the Company are reclassified to the consolidated income statement.

In the case of a partial disposal that does not result in the Group losing control over a subsidiary that includes a foreign operation, the proportionate share of the accumulated exchange differences are re-attributed to non-controlling interests and are not recognized in the consolidated income statement. For all other partial disposals (that is, reductions in the Group's ownership interest in an associate or a joint venture that do not result in the Group losing influence or joint control), the proportionate share of the accumulated exchange differences is reclassified to the consolidated income statement.

(e) Property, plant and equipment

Property, plant and equipment are stated at historical cost less accumulated depreciation and accumulated impairment losses.

Subsequent costs are included in the asset's carrying amount or recognized as a separate asset, as appropriate, only when it is probable that future economic benefits associated with the item will flow to the Group and the cost of the item can be measured reliably. The carrying amount of any component accounted for as a separate asset is derecognized when replaced. All other repairs and maintenance are charged in the consolidated income statement during the financial period in which they are incurred.

Freehold land and buildings comprise mainly factories and office premises. All freehold lands are located outside Hong Kong S.A.R. of China and are not depreciated. Depreciation of buildings, buildings related equipment and leasehold improvements is calculated using the straight-line method to allocate their costs to their estimated residual values over the unexpired periods of the leases or their expected useful lives to the Group ranging from 10 to 50 years whichever is shorter.

Depreciation on property, plant and equipment is calculated using the straight-line method to allocate their costs to their estimated residual values over their estimated useful lives to the Group. The principal annual rates used for this purpose are:

Plant and machinery	
Tooling equipment	50% - 100%
Other machinery	14% - 20%
Furniture and fixtures	20% - 25%
Office equipment	20% - 33%
Motor vehicles	20%

The assets' residual values and useful lives are reviewed, and adjusted if appropriate, at each balance sheet date. An asset's carrying amount is written down immediately to its recoverable amount if the asset's carrying amount is greater than its estimated recoverable amount (Note 2(h)).

Gain or loss on disposal of property, plant and equipment is the difference between the net sales proceeds and the carrying amount of the relevant asset, and is recognized within "Other operating income/(expenses) - net" in the consolidated income statement.

Notes to the financial statements

2 SIGNIFICANT ACCOUNTING POLICIES *(continued)*

(f) Construction-in-progress

Construction-in-progress represents buildings, plant and machinery and internal use software under construction and pending installation and is stated at historical cost, less any accumulated impairment losses. Historical cost comprises all direct and indirect costs of acquisition or construction or installation of buildings, plant and machinery or internal use software as well as interest expenses and exchange differences on the related funds borrowed during the construction, installation and testing periods and prior to the date when the assets were available for use. No depreciation or amortization is provided for on construction-in-progress. On completion, the carrying values of the buildings, plant and machinery or internal use software are transferred from construction-in-progress to property, plant and equipment or intangible assets.

Gain on disposal of construction-in-progress is the difference between the net sales proceeds and the carrying amount of the relevant asset and is recognized within "Other operating income/ (expenses) – net" in the consolidated income statement.

(g) Intangible assets

(i) Goodwill

Goodwill represents the excess of the consideration of an acquisition transferred, amount of any non-controlling interest in the acquired entity, and acquisition-date fair value of any previous equity interest in the acquired entity over the Group's interests in the fair value of the acquiree's identifiable assets acquired and liabilities assumed at the acquisition date. Goodwill on acquisitions of subsidiaries is included in intangible assets. Goodwill on acquisitions of associates and joint ventures is included in interests in associates and joint ventures.

For the purpose of impairment testing, goodwill acquired in a business combination is allocated to each of the cash-generating units ("CGU"), or groups of CGUs, that is expected to benefit from the synergies of the combination. Each unit or group of units to which the goodwill is allocated represents the lowest level within the entity at which the goodwill is monitored for internal management purposes. Goodwill is monitored at the operating segment level.

Goodwill impairment reviews are undertaken annually or more frequently if events or changes in circumstances indicate a potential impairment. The carrying value of goodwill is compared to the recoverable amount, which is the higher of value in use and the fair value less costs to sell. Any impairment is recognized immediately as an expense and is not subsequently reversed.

(ii) Trademarks and trade names

Separately acquired trademarks and trade names are shown at historical cost. Trademarks and trade names acquired in a business combination are recognized at fair value at the acquisition date.

Trademarks and trade names that have an indefinite useful life are tested annually for impairment and carried at cost less accumulated impairment losses. They are considered to have an indefinite useful life as there is no foreseeable limit to the period over which they are expected to generate net cash inflows.

(iii) Customer relationships

Customer relationships acquired in a business combination are recognized at fair value at the acquisition date. Customer relationships have a definite useful life and are carried at cost less accumulated amortization. Amortization is calculated using the straight-line method over their estimated useful lives of not more than 15 years.

2 SIGNIFICANT ACCOUNTING POLICIES *(continued)*

(g) Intangible assets *(continued)*

(iv) Internal use software

Acquired computer software licenses are capitalized on the basis of the costs incurred to acquire and bring to use the specific software.

Development costs that are directly attributable to the design and testing of identifiable and unique software controlled by the Group are recognized as intangible assets when the following criteria are met:

- it is technically feasible to complete the software so that it will be available for use;
- management intends to complete the software and use or sell it;
- there is an ability to use or sell the software;
- it can be demonstrated how the software will generate probable future economic benefits;
- adequate technical, financial and other resources to complete the development and to use or sell the software are available; and
- the expenditure attributable to the software during its development can be reliably measured.

Development costs include the employee costs incurred as a result of developing software and an appropriate portion of relevant overheads.

Other development expenditures that do not meet these criteria are recognized as an expense as incurred. Development costs previously recognized as an expense are not recognized as an asset in a subsequent period.

Costs associated with maintaining computer software are recognized as an expense as incurred.

Acquired computer software licenses costs and computer software development costs are amortized using the straight-line method over their estimated useful lives of not more than 8 years.

(v) Patents and technology

Expenditure on acquired patents and technology is capitalized at historical cost upon acquisition and amortized using the straight-line method over their estimated useful lives of not more than 10 years.

(vi) Exclusive right

An exclusive right acquired in a business combination is recognized at fair value at the acquisition date. An exclusive right has a definite useful life and is carried at cost less accumulated amortization. Amortization is calculated using the straight-line method over their estimated useful lives of not more than 15 years.

Notes to the financial statements

2 SIGNIFICANT ACCOUNTING POLICIES *(continued)*

(h) Impairment of non-financial assets

Assets that have an indefinite useful life or are not yet available for use are not subject to depreciation or amortization and are tested annually for impairment. Assets that are subject to depreciation or amortization are reviewed for impairment whenever events or changes in circumstances indicate that the carrying amount may not be recoverable. An impairment loss is recognized for the amount by which the asset's carrying amount exceeds its recoverable amount. The recoverable amount is the higher of an asset's fair value less costs to sell and value in use. For the purposes of assessing impairment, assets are grouped at the lowest level for which there are separately identifiable cash flows (cash-generating units). Non-financial assets other than goodwill that suffered impairment are reviewed for possible reversal of the impairment at each reporting date.

(i) Financial assets

(i) Classification

The Group classifies its financial assets in the following measurement categories:

- those to be measured subsequently at fair value (either through other comprehensive income or through profit or loss), and
- those to be measured at amortized cost.

The classification depends on the Group's business model for managing the financial assets and the contractual terms of the cash flows.

For assets measured at fair value, gains and losses will either be recorded in profit or loss or other comprehensive income. For investments in equity instruments that are not held for trading, this will depend on whether the Group has made an irrevocable election at the time of initial recognition to account for the equity investments at FVOCI.

The Group reclassifies debt investments when and only when its business model for managing those assets changes.

(ii) Recognition and derecognition

Regular way purchases and sales of financial assets are recognized on trade-date, the date on which the Group commits to purchase or sell the asset. Financial assets are derecognized when the rights to receive cash flows from the financial assets have expired or have been transferred and the Group has transferred substantially all the risks and rewards of ownership.

(iii) Measurement

At initial recognition, the Group measures a financial asset at its fair value plus, in the case of a financial asset not at FVPL, transaction costs that are directly attributable to the acquisition of the financial asset. Transaction costs of financial assets carried at FVPL are expensed in profit or loss.

Financial assets with embedded derivatives are considered in their entirety when determining whether their cash flows are solely payment of principal and interest.

2 SIGNIFICANT ACCOUNTING POLICIES *(continued)*

(i) Financial assets *(continued)*

(iii) Measurement *(continued)*

Debt instruments

Subsequent measurement of debt instruments depends on the Group's business model for managing the assets and the cash flow characteristics of the assets. There are three measurement categories into which the Group classifies its debt instruments:

- Amortized cost: Assets that are held for collection of contractual cash flows where those cash flows represent solely payments of principal and interest are measured at amortized cost. Interest income from these financial assets, impairment losses, foreign exchange gains and losses, and gain or loss arising on derecognition are recognized directly in profit or loss.
- FVOCI: Assets that are held for collection of contractual cash flows and for selling the financial assets, where the assets' cash flows represent solely payments of principal and interest, are measured at FVOCI. Movements in the carrying amount are taken through other comprehensive income, except for the recognition of impairment losses, interest income and foreign exchange gains and losses which are recognized in profit or loss. When the financial asset is derecognized, the cumulative gain or loss previously recognized in other comprehensive income is reclassified from equity to profit or loss.
- FVPL: Assets that do not meet the criteria for amortized cost or FVOCI are measured at FVPL. A gain or loss on a debt investment that is subsequently measured at FVPL is recognized in profit or loss in the period in which it arises.

Equity instruments

The Group subsequently measures all equity investments at fair value. Where the Group's management has elected to present fair value gains and losses on equity investments in other comprehensive income, there is no subsequent reclassification of fair value gains and losses to profit or loss following the derecognition of the investment. Dividends from such investments continue to be recognized in profit or loss when the Group's right to receive payments is established. On disposal of these equity investments, any related balance within the investment revaluation reserve is reclassified to retained earnings. Changes in the fair value of financial assets at FVPL are recognized in profit or loss as applicable.

Financial assets at FVOCI comprise equity investments which are not held for trading, and which the Group has irrevocably elected at initial recognition to recognize in this category. These are strategic investments and the Group considers this classification to be more relevant.

Financial assets at FVPL comprise equity investments which are held for trading, and which the Group has not elected to recognize fair value gains and losses through other comprehensive income.

Details on how the fair value of financial instruments is determined are disclosed in Note 3(d).

Notes to the financial statements

2 SIGNIFICANT ACCOUNTING POLICIES *(continued)*

(i) Financial assets *(continued)*

(iv) Offsetting financial instruments

Financial assets and liabilities are offset and the net amount reported in the consolidated balance sheet when there is a legally enforceable right to offset the recognized amounts and there is an intention to settle on a net basis or realize the asset and settle the liability simultaneously. The legally enforceable right must not be contingent on future events and must be enforceable in the normal course of business and in the event of default, insolvency or bankruptcy of the company or the counterparty.

(j) Impairment of financial assets

The Group assesses on a forward looking basis the expected credit losses associated with its debt instruments carried at amortized cost and FVOCI. The impairment methodology applied depends on whether there has been a significant increase in credit risk.

For trade receivables, the Group applies the simplified approach required by HKFRS 9, which requires expected lifetime losses to be recognized from initial recognition of the receivables. To measure the expected credit losses, trade receivables have been grouped based on shared credit risk characteristics and the days past due.

Impairment losses on trade receivables are recognized in the consolidated income statement. Subsequent recoveries of amounts previously written off are credited against the same line item.

(k) Derivative financial instruments and hedging activities

Derivatives are initially recognized at fair value on the date a derivative contract is entered into and are subsequently re-measured at their fair values. The method of recognizing the resulting gain or loss depends on whether the derivative is designated as a hedging instrument, and if so, the nature of the item being hedged. The Group designates certain derivatives as either: (i) hedges of the fair value of recognized assets or liabilities or a firm commitment (fair value hedge) or (ii) hedges of highly probable forecast transactions (cash flow hedges).

The Group documents at the inception of the transaction the relationship between hedging instruments and hedged items, as well as its risk management objectives and strategy for undertaking various hedging transactions. The Group also documents its assessment, both at hedge inception and on an ongoing basis, of whether the derivatives that are used in hedging transactions are highly effective in offsetting changes in fair values or cash flows of hedged items.

The full fair value of a hedging derivative is classified as a non-current asset or liability when the remaining maturity of the hedged item is more than 12 months, and as a current asset or liability when the remaining maturity of the hedged item is less than 12 months. Trading derivatives are classified as a current asset or liability.

(i) Fair value hedge

Changes in the fair value of derivatives that are designated and qualified as fair value hedges are recorded in the consolidated income statement, together with any changes in the fair value of the hedged asset or liability that are attributable to the hedged risk.

2 SIGNIFICANT ACCOUNTING POLICIES *(continued)*

(k) Derivative financial instruments and hedging activities *(continued)*

(ii) Cash flow hedge

The effective portion of changes in the fair value of derivatives that are designated and qualified as cash flow hedges is recognized as other comprehensive income or loss. The gain or loss relating to the ineffective portion is recognized immediately in the consolidated income statement.

Amounts accumulated in equity are reclassified to the consolidated income statement in the periods when the hedged item affects profit or loss (for example, when the forecast sale or purchase that is hedged takes place). The gain or loss relating to the effective portion of interest rate swaps hedging variable rate borrowings is recognized in the consolidated income statement within "Finance costs". The gain or loss relating to the ineffective portion is recognized in the consolidated income statement within "Other operating income/(expenses) - net".

When a hedging instrument expires or is sold, or when a hedge no longer meets the criteria for hedge accounting, any cumulative gains or losses on the hedging instrument that has been recognized as other comprehensive income from the period when the hedge was effective shall remain separately in equity until the forecast transaction occurs. When a forecast transaction is no longer expected to occur, the cumulative gains or losses on the hedging instrument that has been recognized as other comprehensive income from the period when the hedge was effective shall be reclassified from equity to the consolidated income statement immediately.

(iii) Derivatives that do not qualify for hedge accounting

Certain derivative instruments do not qualify for hedge accounting. Changes in the fair value of any derivative instruments that do not qualify for hedge accounting are recognized immediately in the consolidated income statement.

(l) Financial guarantee contracts

Financial guarantee contracts are recognized as a financial liability at the time the guarantee is issued. The liability is initially measured at fair value and subsequently at the higher of:

- the amount determined in accordance with the expected credit loss model under HKFRS 9 and
- the amount initially recognized less, where appropriate, the cumulative amount of income recognized in accordance with the principles of HKFRS 15.

The fair value of financial guarantees is determined as the present value of the difference in net cash flows between the contractual payments under the debt instrument and the payments that would be required without the guarantee, or the estimated amount that would be payable to a third party for assuming the obligations.

Where guarantees in relation to loans or other payables of associates are provided for no compensation, the fair values are accounted for as contributions and recognized as part of the cost of the investment.

Notes to the financial statements

2 SIGNIFICANT ACCOUNTING POLICIES *(continued)*

(m) Inventories

Inventories are stated at the lower of cost and net realizable value. Cost is determined on a weighted average basis. The cost of finished goods (except for trading products) and work-in-progress comprises direct materials, direct labour and an attributable proportion of production overheads. For trading products, cost represents invoiced value on purchases, less purchase returns and discounts. Net realizable value is the estimated selling price in the ordinary course of business less the estimated costs of completion and the estimated costs necessary to make the sale.

(n) Trade and other receivables

Trade receivables are amounts due from customers for merchandise sold or services performed in the ordinary course of business. Majority of other receivables are amounts due from subcontractors for components sold in the ordinary course of business. Trade receivables are recognized initially at the amount of consideration that is unconditional unless they contain significant financing components, when they are recognized at fair value, and subsequently measured at FVOCI, less loss allowance.

Other receivables are recognized initially at fair value and subsequently measured at amortized cost using the effective interest method, less provision for impairment. See Note 2(j) for a description of the Group's impairment policies.

If collection of trade and other receivables is expected in one year or less (or in the normal operating cycle of the business if longer), they are classified as current assets. If not, they are presented as non-current assets.

(o) Cash and cash equivalents

For the purposes of the cash flow statement, cash and cash equivalents mainly comprise cash on hand, deposits held at call with banks, other short-term highly liquid investments that are readily convertible to known amounts of cash and which are subject to an insignificant risk of changes in value, and bank overdrafts. Bank overdrafts are shown within borrowings in current liabilities on the consolidated balance sheet.

(p) Share capital

Ordinary shares are classified as equity.

Incremental costs directly attributable to the issue of new shares or options are shown in equity as a deduction, net of tax, from the proceeds.

Where any group company purchases the Company's equity share capital (treasury shares), the consideration paid, including any directly attributable incremental costs (net of income taxes), is deducted from equity attributable to the Company's equity holders until the shares are cancelled or reissued. Where such shares are subsequently reissued, any consideration received (net of any directly attributable incremental transaction costs and the related income tax effects) is included in equity attributable to the Company's equity holders.

(q) Borrowings and borrowing costs

Borrowings are recognized initially at fair value, net of transaction costs incurred. Transaction costs are incremental costs that are directly attributable to the acquisition, issue or disposal of a financial asset or financial liability, including fees and commissions paid to agents, advisers, brokers and dealers, levies by regulatory agencies and securities exchanges, and transfer taxes and duties. Borrowings are subsequently stated at amortized cost; any difference between the proceeds (net of transaction costs) and the redemption value is recognized in the consolidated income statement over the period of the borrowings using the effective interest method.

2 SIGNIFICANT ACCOUNTING POLICIES *(continued)*

(q) Borrowings and borrowing costs *(continued)*

Preferred shares, which are mandatory redeemable on a special date, are classified as liabilities. The dividends on these preferred shares are recognized in profit or loss as finance costs.

The Group designated the convertible preferred shares as financial liability at fair value through profit or loss ("FVPL"). Subsequent to initial recognition, the convertible preferred shares are carried at fair value with changes in fair value recognized in profit or loss in the period in which it arises.

The fair value of the liability portion of a convertible bond is determined using a market interest rate for an equivalent non-convertible bond. This amount is recorded as a liability on an amortized cost basis until extinguished on conversion or maturity of the bonds. The remainder of the proceeds is allocated to the conversion option. This is recognized and included in shareholders' equity, net of income tax effects.

Borrowings are classified as current liabilities unless the Group has an unconditional right to defer settlement of the liability for at least 12 months after the balance sheet date.

General and specific borrowing costs directly attributable to the acquisition, construction or production of qualifying assets, which are assets that necessarily take a substantial period of time to get ready for their intended use or sale, are added to the cost of those assets, until such time as the assets are substantially ready for their intended use or sale.

All other borrowing costs are recognized in profit or loss in the period in which they are incurred.

(r) Trade and other payables

Trade payables are obligations to pay for components or services that have been acquired in the ordinary course of business from suppliers. Majority of other payables are obligations to pay for finished goods that have been acquired in the ordinary course of business from subcontractors. Trade and other payables are recognized initially at fair value and subsequently measured at amortized cost using the effective interest method.

Trade and other payables are classified as current liabilities if payment is due within one year or less (or in the normal operating cycle of the business if longer). If not, they are presented as non-current liabilities.

(s) Provisions

Where there are a number of similar obligations, the likelihood that an outflow will be required in settlement is determined by considering the class of obligations as a whole. A provision is recognized even if the likelihood of an outflow with respect to any one item included in the same class of obligations may be small.

Provisions are measured at the present value of the expenditures expected to be required to settle the obligation using a pre-tax discount rate that reflects current market assessments of the time value of money and the risks specific to the obligation. The increase in the provision due to passage of time is recognized as interest expense.

Notes to the financial statements

2 SIGNIFICANT ACCOUNTING POLICIES *(continued)*

(s) Provisions *(continued)*

(i) Warranty provision

The Group records warranty liabilities at the time of sale for the estimated costs that will be incurred under its basic limited warranty. The specific warranty terms and conditions vary depending upon the product and the country in which it was sold, but generally includes technical support, repair parts and labor associated with warranty repair and service actions. The period ranges from one to three years. The Group reevaluates its estimates on a quarterly basis to assess the adequacy of its recorded warranty liabilities and adjusts the amounts as necessary.

(ii) Other provisions

Provisions for environmental restoration, restructuring costs and legal claims are recognized when: the Group has a present legal or constructive obligation as a result of past events; it is probable that an outflow of resources will be required to settle the obligation; and the amount has been reliably estimated. Restructuring costs provision comprises lease termination penalties and employee termination payments. Provisions are not recognized for future operating losses.

(t) Current and deferred income tax

The tax expense for the period comprises current and deferred income tax.

The current income tax charge is calculated on the basis of the tax laws enacted or substantively enacted at the balance sheet date in the countries where the Company and its subsidiaries, joint ventures and associates operate and generate taxable income. Management periodically evaluates positions taken in tax returns with respect to situations in which applicable tax regulation is subject to interpretation and considers whether it is probable that a taxation authority will accept an uncertain tax treatment. It establishes provisions where appropriate on the basis of amounts expected to be paid to the tax authorities.

Deferred income tax is recognized, using the liability method, on temporary differences arising between the tax bases of assets and liabilities and their carrying amounts in the financial statements. However, deferred tax liabilities are not recognized if they arise from the initial recognition of goodwill; deferred income tax is not accounted for if it arises from initial recognition of an asset or liability in a transaction other than a business combination that at the time of the transaction affects neither accounting nor taxable profit or loss. Deferred income tax is determined using tax rates (and laws) that have been enacted or substantively enacted by the balance sheet date and are expected to apply when the related deferred income tax asset is realized or the deferred income tax liability is settled.

Deferred income tax assets are recognized to the extent that it is probable that future taxable profit will be available against which the temporary differences can be utilized.

Deferred income tax is provided on temporary differences arising on investments in subsidiaries, joint ventures and associates, except for deferred income tax liability where the timing of the reversal of the temporary difference is controlled by the Group and it is probable that the temporary difference will not reverse in the foreseeable future.

Deferred income tax assets and liabilities are offset when there is a legally enforceable right to offset current tax assets against current tax liabilities and when the deferred income tax assets and liabilities relate to income taxes levied by the same tax authority on either the taxable entity or different taxable entities where there is an intention to settle the balances on a net basis.

Current and deferred tax is recognised in profit or loss, except to the extent that it relates to items recognised in other comprehensive income or directly in equity. In this case, the tax is also recognised in other comprehensive income or directly in equity, respectively.

2 SIGNIFICANT ACCOUNTING POLICIES *(continued)*

(u) Contingent liabilities

A contingent liability is a possible obligation that arises from past events and whose existence will only be confirmed by the occurrence or non-occurrence of one or more uncertain future events not wholly within the control of the Group. It can also be a present obligation arising from past events that is not recognized because it is not probable that outflow of economic resources will be required or the amount of obligation cannot be measured reliably.

A contingent liability is not recognized but is disclosed in the notes to the financial statements. When a change in the probability of an outflow occurs so that the outflow is probable, it will then be recognized as a provision.

(v) Revenue and other income

Income is classified by the Group as revenue when it arises from the sales of goods and the provision of services in the ordinary course of the Group's business.

(i) Sale of goods and provision of services

Revenue from sale of hardware, software, peripherals and mobile devices and the provision of services is recognized when control over such products or services is transferred to the customer at the amount of promised consideration to which the Group is expected to be entitled, excluding those amounts collected on behalf of third parties. Revenue excludes value-added tax, an allowance for estimated returns, rebates and discounts.

The Group enters into different shipping terms with customers. Control of hardware, software, peripherals and mobile devices is transferred when delivery has occurred. Delivery is generally considered as occurred once the goods are shipped. For certain transactions that the Group retains control during the course of shipment, the Group defers the recognition of revenue and cost of such products until they are delivered to the designated locations. The Group's obligation to repair or replace faulty products under the standard warranty terms is recognized as a provision.

Control of systems integration service, information technology technical service and extended warranty service is transferred over time during the contract period or when services are rendered.

The Group recognizes revenue on a gross or net basis depending on whether the Group is acting as a principal or an agent in the transaction.

No element of financing is deemed present as the sales are made with a credit term of 0 – 120 days, which is consistent with market practice. A receivable is recognized when the goods or services are delivered and consideration is unconditional because only the passage of time is required before the payment is due.

(ii) Interest income

Interest income is recognized using the effective interest method. When a receivable is impaired, the Group reduces the carrying amount to its recoverable amount, being the estimated future cash flow discounted at the original effective interest rate of the instrument, and continues unwinding the discount as interest income. Interest income on impaired receivables is recognized using the original effective interest rate.

(iii) Dividend income

Dividend income is recognized when the right to receive payment is established.

Notes to the financial statements

2 SIGNIFICANT ACCOUNTING POLICIES *(continued)*

(w) Non-base manufacturing costs

Non-base manufacturing costs are costs that are periodic in nature as opposed to product specific. They are typically incurred after the physical completion of the product and include items such as outbound freight for in-country finished goods shipments, warranty costs, engineering charges, storage and warehousing costs, and contribute to bringing inventories to their present location and condition. Non-base manufacturing costs enter into the calculation of gross margin but are not inventoriable costs.

(x) Employee benefits

(i) Pension obligations

The Group operates various pension schemes. The schemes are generally funded through payments to insurance companies or trustee-administered funds, determined by periodic actuarial calculations. The Group has both defined benefit and defined contribution plans.

A defined benefit plan is a pension plan which defines an amount of pension benefit that an employee will receive on retirement, usually dependent on one or more factors such as age, years of service and compensation.

The liability recognized in the consolidated balance sheet in respect of defined benefit pension plans is the present value of the defined benefit obligation at the balance sheet date less the fair value of plan assets. Significant portion of the defined benefit obligation is calculated annually by independent actuaries using the projected unit credit method. The present value of the defined benefit obligation is determined by discounting the estimated future cash outflows using interest rates of high-quality corporate bonds that are denominated in the currency in which the benefits will be paid, and that have terms to maturity approximating to the terms of the related pension obligation. In countries where there is no deep market in such bonds, the market rates on government bonds are used.

The net interest cost is calculated by applying the discount rate to the net balance of the defined benefit obligation and the fair value of plan assets. This cost is included in employee benefit expense in the consolidated income statement.

Actuarial gains and losses arising from experience adjustments and changes in actuarial assumptions are recognized as other comprehensive income or loss in the year in which they arise. They are included in retained earnings in the consolidated statement of changes in equity and in the consolidated balance sheet.

Past service costs are recognized immediately in the consolidated income statement. Changes in the present value of the defined benefit obligation resulting from plan amendments or curtailments are recognized immediately in profit or loss as past service costs.

A defined contribution plan is a pension plan under which the Group pays fixed contributions into a separate entity. The Group pays contributions to publicly or privately administered pension insurance plans on a mandatory, contractual or voluntary basis. The Group has no legal or constructive obligations to pay further contributions if the fund does not hold sufficient assets to pay all employees the benefits relating to employee service in the current and prior periods. The contributions are recognized as employee benefit expense when they are due and are reduced by employer's portion of voluntary contributions forfeited by those employees who leave the scheme prior to vesting fully. Prepaid contributions are recognized as an asset to the extent that a cash refund or a reduction in the future payments is available.

2 SIGNIFICANT ACCOUNTING POLICIES *(continued)*

(x) Employee benefits *(continued)*

(i) Pension obligations *(continued)*

The Group's contributions to local municipal government retirement schemes in connection with retirement benefit schemes in the Mainland of China ("Chinese Mainland") are expensed as incurred. The local municipal governments in the Chinese Mainland assume the retirement benefit obligations of the qualified employees.

(ii) Post-employment medical benefits

The Group operates a number of post-employment medical benefit schemes, the largest being in the United States. The entitlement to these benefits is usually conditional on the employee remaining in service up to retirement age and the completion of a minimum service period. The expected costs of these benefits are accrued over the period of employment using an accounting methodology similar to that for defined benefit pension plans. Actuarial gains and losses arising from experience adjustments and changes in actuarial assumptions are recognized as other comprehensive income or loss in the period in which they arise. The obligations of these schemes in the United States are valued annually by independent qualified actuaries.

(iii) Long-term incentive program

The Group operates a long-term incentive program to recognize employees' individual and collective contributions, and includes two types of awards, namely share appreciation rights and restricted share units ("Long-term Incentive Awards"). The Company reserves the right, at its discretion, to pay the award in cash or ordinary shares of the Company. The fair value of the employee services received in exchange for the grant of the Long-term Incentive Awards is recognized as employee benefit expense. The total amount to be expensed over the vesting period is determined by reference to the fair value of the Long-term Incentive Awards granted, including any market performance conditions (for example, an entity's share price); excluding the impact of any service and non-market performance vesting conditions (for example, profitability and sales growth targets); and including the impact of non-vesting conditions. Non-market performance and service conditions are included in assumptions about the number of Long-term Incentive Awards that are expected to become exercisable/vested. The total expense is recognized over the vesting period, which is the period over which all of the specified vesting conditions are to be satisfied.

At each balance sheet date, the Group revises its estimates of the number of Long-term Incentive Awards that are expected to become exercisable. It recognizes the impact of the revision of original estimates, if any, in the consolidated income statement, with a corresponding adjustment to share-based compensation reserve under equity.

Employee share trusts are established for the purposes of awarding shares to eligible employees under the long-term incentive program. The employee share trusts are administered by independent trustees and are funded by the Group's cash contributions and recorded as contributions to employee share trusts, an equity component. The administrator of the employee share trusts buys the Company's shares in the open market for award to employees upon vesting.

Upon vesting, the corresponding amounts in the share-based compensation reserve will be transferred to share capital for new allotment of shares to employees, or to the employee share trusts for shares awarded to employees by the employee share trusts.

Notes to the financial statements

2 SIGNIFICANT ACCOUNTING POLICIES (continued)

(x) Employee benefits (continued)

(iv) Termination benefit

Termination benefits are payable when employment is terminated by the Group before the normal retirement date, or whenever an employee accepts voluntary redundancy in exchange for these benefits. The Group recognizes termination benefits at the earlier of the following dates: (a) when the Group can no longer withdraw the offer of those benefits; and (b) when the entity recognizes costs for a restructuring that is within the scope of HKAS 37 and involves the payment of termination benefits. In the case of an offer made to encourage voluntary redundancy, the termination benefits are measured based on the number of employees expected to accept the offer. Benefits falling due more than 12 months after the end of the reporting period are discounted to their present value.

(y) Government grants

Grants from the government are recognized at their fair value where there is a reasonable assurance that the grant will be received and the Group will comply with all attached conditions.

Government grants relating to costs are deferred and recognized as “Other operating income/ (expenses) – net” in the consolidated income statement over the period necessary to match them with the costs that they are intended to compensate.

Government grants relating to property, plant and equipment are included in other non-current liabilities as deferred government grants and are credited to the consolidated income statement on a straight-line basis over the expected lives of the related assets.

(z) Leases (as the lessee)

Leases are recognized as a right-of-use asset and a corresponding liability at the date at which the leased asset is available for use by the Group. Each lease payment is allocated between the liability and finance cost. The finance cost is charged to profit or loss over the lease period so as to produce a constant periodic rate of interest on the remaining balance of the liability for each period. The right-of-use asset is depreciated over the shorter of the asset’s useful life and the lease term on a straight-line basis.

Assets and liabilities arising from a lease are initially measured on a present value basis. Lease liabilities include the net present value of the following lease payments:

- fixed payments (including in-substance fixed payments), less any lease incentives receivable;
- variable lease payments that are based on an index or a rate;
- amounts expected to be payable by the lessee under residual value guarantees;
- the exercise price of a purchase option if the lessee is reasonably certain to exercise that option; and
- payments of penalties for terminating the lease, if the lease term reflects the lessee exercising that option.

The lease payments are discounted using the interest rate implicit in the lease. If that rate cannot be determined, the lessee’s incremental borrowing rate is used, being the rate that the lessee would have to pay to borrow the funds necessary to obtain an asset of similar value in a similar economic environment with similar terms and conditions.

2 SIGNIFICANT ACCOUNTING POLICIES *(continued)*

(z) Leases (as the lessee) *(continued)*

Some property leases contain variable payment terms that are linked to sales generated from stores. There is a wide range of sales percentages applied. Variable payment terms are used for a variety of reasons, including minimising the fixed costs base for newly established stores. Variable lease payments that depend on sales are recognized as a profit or loss in the period in which the event or condition that triggers those payments occurs.

Right-of-use assets are measured at cost comprising the following:

- the amount of the initial measurement of lease liabilities;
- any lease payments made at or before the commencement date less any lease incentives received;
- any initial direct costs; and
- restoration costs.

Payments associated with leases of low-value assets are recognized on a straight-line basis as an expense in profit or loss. Low-value assets mainly comprise office equipment.

The Group's right-of-use assets include interest in leasehold land and building and prepaid lease payments for leasehold land. Prepaid lease payments represent the payments for land use rights held by the Group in the Chinese Mainland under term leases between 10 to 50 years. Rental contracts for leasehold land and building are typically made for fixed periods of 1 to 9 years. Lease terms are negotiated on an individual basis and contain a wide range of different terms and conditions. The lease agreements do not impose any covenants, but leased assets may not be used as security for borrowing purposes.

Lease liabilities are presented within "other payables and accruals" (for current portion) and "other non-current liabilities" (for non-current portion) in the consolidated balance sheet.

(aa) Related party transactions

A related party transaction is a transfer of resources, services or obligations between the Group and a related party of the Group, regardless of whether a price is charged.

(i) A person, or a close member of that person's family, is related to the Group if that person:

- has control or joint control over the Group;
- has significant influence over the Group; or
- is a member of the key management personnel of the Group or the Group's parent.

Notes to the financial statements

2 SIGNIFICANT ACCOUNTING POLICIES *(continued)*

(aa) Related party transactions *(continued)*

(ii) An entity is related to the Group if any of the following conditions applies:

- The entity and the Group are members of the same group (which means that each parent, subsidiary and fellow subsidiary is related to the others).
- One entity is an associate or joint venture of the other entity (or an associate or joint venture of a member of a group of which the other entity is a member).
- Both entities are joint ventures of the same third party.
- One entity is a joint venture of a third entity and the other entity is an associate of the third party.
- The entity is a post-employment benefit plan for the benefit of employees of either the Group or an entity related to the Group.
- The entity is controlled or jointly controlled by a person identified in (i) above.
- A person, or a close member of that person's family, who has control or joint control over the Group, has significant influence over the entity or is a member of the key management personnel of the entity (or of a parent of the entity).
- The entity, or any member of a group of which it is a part, provides key management personnel services to the Group or to the Group's parent.

(ab) Dividend distribution

Dividend distribution to the Company's shareholders is recognized as a liability in the Group's and Company's financial statements in the period in which the dividends are approved by the Company's shareholders in case of final dividend and by the Company's directors in case of interim dividend.

3 FINANCIAL RISK MANAGEMENT

The Group's activities expose it to a variety of financial risks, such as market risk (including foreign currency risk, cash flow interest rate risk and price risk), credit risk, and liquidity risk. The Group's overall financial risk management program focuses on the unpredictability of financial markets and seeks to minimize potential adverse effects on the Group's financial performance. The Group uses derivative financial instruments to hedge certain risk exposures. Financial risk management is carried out by the centralized treasury department ("Group Treasury").

(a) Financial risk factors

(i) Foreign currency risk

The Group operates internationally and is exposed to foreign currency risk arising from various currency exposures, primarily with respect to United States dollar, Renminbi and Euro. Foreign currency risk arises from future commercial transactions, recognized assets and liabilities and net investment in foreign operations denominated in a currency that is not the group companies' functional currency.

Management has set up a policy to require group companies to manage their foreign currency risk against their functional currency. The Group's forward foreign currency contracts are either used to hedge a percentage of anticipated cash flows (mainly export sales and purchase of inventories) which are highly probable, or used as fair value hedges for the identified assets and liabilities.

3 FINANCIAL RISK MANAGEMENT *(continued)*

(a) Financial risk factors *(continued)*

(i) Foreign currency risk *(continued)*

For segment reporting purposes, external hedge contracts on assets, liabilities or future transactions are designated to each operating segment, as appropriate.

The following tables detail the Group's exposure at the balance sheet date to currency risk arising from recognized assets or liabilities denominated in a currency other than the functional currency of the entity to which they relate, except for the currency risk between United States dollar and Hong Kong dollar given the two currencies are under the linked exchange rate system. For presentation purposes, the amounts of the exposure are shown in United States dollar, translated using the spot rate at the balance sheet date. Differences resulting from the translation of the financial statements of foreign operations into the Group's presentation currency are excluded.

	2022			2021		
	United States dollar US\$'000	Renminbi US\$'000	Euro US\$'000	United States dollar US\$'000	Renminbi US\$'000	Euro US\$'000
Trade and other receivables	784,653	7,445	208,688	345,911	23,149	175,220
Bank deposits and cash and cash equivalents	79,397	52,637	134,993	45,456	20,857	33,212
Trade and other payables	(658,185)	(85,265)	(96,903)	(483,935)	(38,425)	(35,240)
Intercompany balances before elimination	(1,817,641)	2,739,944	(116,399)	(1,514,790)	1,037,500	(195,056)
Gross exposure	(1,611,776)	2,714,761	130,379	(1,607,358)	1,043,081	(21,864)
Notional amounts of forward exchange contracts used as economic hedges	2,968,059	(895,931)	(379,822)	2,315,015	(586,253)	85,961
Net exposure	1,356,283	1,818,830	(249,443)	707,657	456,828	64,097

(ii) Cash flow interest rate risk

The Group's interest rate risk generally arises from short-term and long-term borrowings denominated in United States dollar. It is the Group's policy to mitigate interest rate risk through the use of appropriate interest rate hedging instruments when necessary. Generally, the Group manages its cash flow interest rate risk by using floating-to-fixed interest rate swaps. Such interest rate swaps have the economic effect of converting borrowings from floating rates to fixed rates. Under the interest rate swaps, the Group agrees with other parties to settle the difference between cash flow arising from fixed contract rates and floating-rate interest of the notional amounts at specified intervals (primarily quarterly).

The Group participates in various trade financing programs. The Group is exposed to fluctuation of interest rates of all the currencies covered by those programs.

Notes to the financial statements

3 FINANCIAL RISK MANAGEMENT (continued)

(a) Financial risk factors (continued)

(iii) Credit risk

Credit risk is managed on a group basis. Credit risk arises from cash and cash equivalents, derivative financial instruments, notes receivable, other receivables and deposits with banks and financial institutions, as well as credit exposures to customers and subcontractors, including outstanding receivables and committed transactions.

For banks and other financial institutions, the Group controls its credit risk through monitoring their credit rating and setting approved counterparty credit limits that are regularly reviewed.

The Group has no significant concentration of customer credit risk. The Group has a credit policy in place and exposures to these credit risks are monitored on an ongoing basis. No credit limits were exceeded by any customers and subcontractors during the reporting period, and management does not expect any significant losses from non-performance by these counterparties.

Except for trade receivables, the Group measures the loss allowance equal to 12 months expected credit loss, unless when there has been a significant increase in credit risk since initial recognition, the Group recognises lifetime expected credit loss. The expected credit loss was minimal.

The Group applies the simplified approach to provide for expected credit losses prescribed by HKFRS 9, which requires the use of the lifetime expected credit loss provision for all trade receivables. To measure the expected credit losses, trade receivables have been grouped based on the shared credit risk characteristics and days past due. The gross carrying amount of the trade receivables and the loss allowance analyzed by aging band are set out below:

March 31, 2022	Gross carrying amount US\$'000	Loss allowance US\$'000	Expected credit loss rate
Not past due	10,410,855	(6,204)	0%
Past due less than 31 days	445,886	(15,661)	4%
Past due within 31 to 60 days	197,229	(6,136)	3%
Past due within 61 to 90 days	61,214	(1,499)	2%
Past due over 90 days	180,987	(77,120)	43%
	11,296,171	(106,620)	

March 31, 2021	Gross carrying amount US\$'000	Loss allowance US\$'000	Expected credit loss rate
Not past due	7,835,578	(401)	0%
Past due less than 31 days	332,967	(183)	0%
Past due within 31 to 60 days	95,218	(7)	0%
Past due within 61 to 90 days	53,418	(177)	0%
Past due over 90 days	225,850	(144,438)	64%
	8,543,031	(145,206)	

3 FINANCIAL RISK MANAGEMENT *(continued)*

(a) Financial risk factors *(continued)*

(iv) Liquidity risk

Cash flow forecasting at least for next 12 months of the Group is performed by Group Treasury. It monitors rolling forecasts of the Group's liquidity requirements to ensure it has sufficient cash to meet operational, financing and investing needs while maintaining sufficient headroom on its undrawn committed borrowing facilities (Note 26) at all times so that the Group does not breach borrowing limits or covenants (where applicable) on any of its borrowing facilities. Such forecasting takes into consideration the Group's debt financing plans, net current liabilities position, covenant compliance, compliance with internal balance sheet ratio targets, the COVID-19 impact and, if applicable external regulatory or legal requirements, for example, currency restrictions.

Surplus cash held by the operating entities over and above balances required for working capital management are transferred to Group Treasury. Group Treasury invests surplus cash in interest bearing current accounts, time deposits, money market funds and marketable securities, choosing instruments with appropriate maturities or sufficient liquidity to provide sufficient headroom as determined by the above-mentioned forecasts. At the balance sheet date, the Group held money market funds of US\$314,904,000 (2021: nil) (Note 23).

Notes to the financial statements

3 FINANCIAL RISK MANAGEMENT (continued)

(a) Financial risk factors (continued)

(iv) Liquidity risk (continued)

The tables below analyze the Group's non-derivative financial liabilities and derivative financial liabilities into relevant maturity groupings based on the remaining periods at the balance sheet date to the contractual maturity dates. Derivative financial liabilities are included in the analysis if their contractual maturities are essential for an understanding of the timing of the cash flows. The amounts disclosed in the tables are the contractual undiscounted cash outflows/(inflows).

	Repayable on demand or 3 months or less US\$'000	Over 3 months to 1 year US\$'000	Over 1 to 3 years US\$'000	Over 3 to 5 years US\$'000	Over 5 years US\$'000	Total US\$'000
At March 31, 2021						
Borrowings	66,924	802,622	1,630,089	1,157,539	1,173,711	4,830,885
Trade, notes and other payables and accruals	20,033,088	1,329,875	-	-	-	21,362,963
Deferred consideration	-	-	25,072	-	-	25,072
Written put option liabilities	-	338,370	542,691	-	-	881,061
Lease liabilities	32,085	121,863	201,583	107,650	78,641	541,822
Others	-	-	215,312	248,436	-	463,748
Derivatives settled in gross:						
Forward foreign exchange contracts						
- outflow	10,542,111	56,608	-	-	-	10,598,719
- inflow	(10,616,227)	(58,000)	-	-	-	(10,674,227)
At March 31, 2022						
Borrowings	79,089	864,188	886,658	1,097,715	1,136,175	4,063,825
Trade, notes and other payables and accruals	22,209,229	1,967,261	-	-	-	24,176,490
Deferred consideration	-	-	25,072	-	-	25,072
Written put option liabilities	-	-	509,694	56,297	-	565,991
Lease liabilities	36,356	123,078	166,111	94,121	41,058	460,724
Others	-	-	212,473	142,910	-	355,383
Derivatives settled in net:						
Forward foreign exchange contracts	4,352	-	-	-	-	4,352
Derivatives settled in gross:						
Forward foreign exchange contracts						
- outflow	10,031,012	795,081	-	-	-	10,826,093
- inflow	(10,022,709)	(794,219)	-	-	-	(10,816,928)

3 FINANCIAL RISK MANAGEMENT *(continued)*

(b) Market risk sensitivity analysis

HKFRS 7 “Financial instruments: Disclosures” requires the disclosure of a sensitivity analysis for market risks that show the effects of a hypothetical change in the relevant market risk variable to which the Group is exposed to at the balance sheet date on profit or loss and total equity.

The sensitivity analysis for each type of market risks does not reflect inter-dependencies between risk variables. The sensitivity analysis assumes that a hypothetical change of the relevant risk variable had occurred at the balance sheet date and had been applied to the relevant risk variable in existence on that date. The bases and assumptions adopted in the preparation of the analyses will by definition, seldom equal to the related actual results.

The disclosure of the sensitivity analysis on market risks is solely for compliance with HKFRS 7 disclosure requirements in respect of financial instruments, and are for illustration purposes only; and it should be noted that the hypothetical amounts so generated do not represent a projection of likely future events and profits or losses of the Group.

(i) Foreign currency exchange rate sensitivity analysis

At March 31, 2022, if United States dollar had weakened/strengthened by one percent against the major currencies with all other variables held constant, pre-tax profit for the year would have been US\$2.1 million higher/lower (2021: US\$1.9 million lower/higher), mainly as a result of foreign exchange gains/losses on translation of unhedged portion of receivable and payable balances.

The analysis above is based on the assumption that United States dollar weakened or strengthened against all other currencies in the same direction and magnitude, but it may not be necessarily true in reality.

(ii) Interest rate sensitivity analysis

At March 31, 2022, the Group’s short term borrowings at variable rate do not have significant impact on pre-tax profit for the year if interest rate on borrowings had been 25 basis points higher/lower with all other variable held constant (2021: do not have significant impact).

Notes to the financial statements

3 FINANCIAL RISK MANAGEMENT *(continued)*

(b) Market risk sensitivity analysis *(continued)*

(iii) Price risk sensitivity analysis

Exposure

The Group's exposure to equity securities price risk arises from investments held by the Group and classified in the consolidated balance sheet either as financial assets at FVPL (Note 20(a)) or FVOCI (Note 20(b)).

To manage its price risk arising from investments in equity securities, the Group diversifies its portfolio. Diversification of the portfolio is done in accordance with the limits set by the Group.

The Group's listed equity investments are determined based on respective quoted market prices. The fair value of unlisted equity investments is determined based on valuation techniques, please refer to Note 3(d) for details.

Sensitivity

The table below summarizes the impact of increase/decrease of the quoted market prices of the listed equity investments and the prices of unlisted equity investments on the Group's equity and pre-tax profit for the year. The analysis is based on the assumption that the fair value of the equity investments had increased/decreased by 5% with all other variables held constant.

	Impact on pre-tax profit		Pre-tax impact on other components of equity	
	2022 US\$'000	2021 US\$'000	2022 US\$'000	2021 US\$'000
Increase by 5%	55,220	40,251	3,229	4,240
Decrease by 5%	(55,220)	(40,251)	(3,229)	(4,240)

(c) Capital risk management

The Group's objectives when managing capital are to safeguard the Group's ability to continue as a going concern in order to provide returns for shareholders and benefits for other stakeholders and to maintain an optimal capital structure to reduce the cost of capital.

In order to maintain or adjust the capital structure, the Group may adjust the amount of dividends paid to shareholders, return capital to shareholders, issue new shares or sell assets to reduce debt.

3 FINANCIAL RISK MANAGEMENT *(continued)*

(c) Capital risk management *(continued)*

Consistent with others in the industry, the Group monitors capital on the basis of gearing ratio. This ratio is calculated as total borrowings (including current and non-current borrowings) divided by total equity. The Group's strategy remains unchanged and the gearing ratios and net cash/(debt) position of the Group at March 31, 2022 and 2021 are as follows:

	2022 US\$ million	2021 US\$ million
Bank deposits and cash and cash equivalents	4,023	3,128
Less: total borrowings	(3,421)	(3,998)
Net cash/(debt) position	602	(870)
Total equity	5,395	3,611
Gearing ratio	0.63	1.11

(d) Fair value estimation

The table below analyzes financial instruments carried at fair value, by valuation method. The different levels have been defined as follows:

- Level 1 Quoted prices (unadjusted) in active markets for identical assets or liabilities
- Level 2 Inputs other than quoted prices included within Level 1 that are observable for the asset or liability, either directly (that is, as prices) or indirectly (that is, derived from prices)
- Level 3 Inputs for the asset or liability that are not based on observable market data (that is, unobservable inputs)

The fair value of financial instruments traded in active markets is based on quoted market prices at the balance sheet date. A market is regarded as active if quoted prices are readily and regularly available from an exchange, dealer, broker, industry group, pricing service, or regulatory agency, and those prices represent actual and regularly occurring market transactions on an arm's length basis. The quoted market price used for financial assets held by the Group is the current bid price. These instruments are included in Level 1.

The fair value of financial instruments that are not traded in an active market (for example, over-the-counter derivatives) is determined by using valuation techniques. These valuation techniques maximize the use of observable market data where it is available and rely as little as possible on entity specific estimates. If all significant inputs required to fair value an instrument are observable, the instrument is included in Level 2.

If one or more of the significant inputs is not based on observable market data, the instrument is included in Level 3.

Notes to the financial statements

3 FINANCIAL RISK MANAGEMENT (continued)

(d) Fair value estimation (continued)

Specific valuation techniques used to value financial instruments include:

- The fair value of interest rate swaps is calculated as the present value of the estimated future cash flows based on observable yield curves.
- The fair value of forward foreign exchange contracts is determined using quoted forward exchange rates at the balance sheet date, with the resulting value discounted back to present value.
- Other techniques, such as estimated discounted cash flows and recent transaction for similar instruments, are used to determine fair value for the remaining financial instruments.

The following table presents the assets and liabilities that are measured at fair value at March 31, 2022 and 2021.

	2022				2021			
	Level 1 US\$'000	Level 2 US\$'000	Level 3 US\$'000	Total US\$'000	Level 1 US\$'000	Level 2 US\$'000	Level 3 US\$'000	Total US\$'000
Assets								
Financial assets at FVPL								
Listed equity investments	146,772	-	108,488	255,260	138,039	-	217,025	355,064
Unlisted equity investments	-	-	849,148	849,148	-	-	449,949	449,949
Financial assets at FVOCI								
Listed equity investments	45,292	-	-	45,292	56,914	-	-	56,914
Unlisted equity investments	-	-	19,280	19,280	-	-	27,882	27,882
Trade receivables	-	11,189,551	-	11,189,551	-	8,397,825	-	8,397,825
Derivative financial assets	-	113,757	-	113,757	-	118,299	-	118,299
	192,064	11,303,308	976,916	12,472,288	194,953	8,516,124	694,856	9,405,933
Liabilities								
Derivative financial liabilities	-	127,625	-	127,625	-	35,944	-	35,944
Convertible preferred shares	-	-	45,115	45,115	-	-	303,372	303,372
	-	127,625	45,115	172,740	-	35,944	303,372	339,316

3 FINANCIAL RISK MANAGEMENT *(continued)*

(d) Fair value estimation *(continued)*

The movements in the financial assets and liabilities included in Level 3 fair value hierarchy for the years ended March 31, 2022 and 2021 are as follows:

Equity securities

	Financial assets at FVPL		Financial assets at FVOCI	
	2022 US\$'000	2021 US\$'000	2022 US\$'000	2021 US\$'000
At the beginning of the year	666,974	417,268	27,882	31,754
Exchange adjustment	19,841	34,212	735	1,629
Fair value change recognized in other comprehensive income	-	-	(9,837)	(9,993)
Fair value change recognized in profit or loss	198,527	8,157	-	-
Transfer to Level 1	(178,862)	-	-	-
Additions	256,461	210,661	2,000	5,049
Disposals	(5,305)	(3,324)	(1,500)	(557)
At the end of the year	957,636	666,974	19,280	27,882

The Level 3 equity securities are valued primarily based on the latest available financial statements. The Group may make adjustments to the value based on considerations such as the value date of the net assets value provided, cash flows since the latest value date, geographic and sector exposures, market movements and the basis of accounting of the underlying equity securities. A reasonable possible change in key assumptions used in the fair value measurement of equity securities would not result in any significant potential financial impact.

During the year ended March 31, 2022, two investments which were categorized as Level 3 have listed their equity shares on the exchanges. With the published price quotations in active markets, related fair value measurement was transferred from Level 3 to Level 1 of the fair value hierarchy at March 31, 2022.

Notes to the financial statements

3 FINANCIAL RISK MANAGEMENT *(continued)*

(d) Fair value estimation *(continued)*

Contingent consideration

	2022 US\$' 000	2021 US\$' 000
At the beginning of the year	-	117,387
Exchange adjustment	-	3
Settlement	-	(117,390)
At the end of the year	-	-
Total losses for the year included in profit or loss under "finance costs"	-	-

The contingent consideration was valued with reference to the performance indicators of Fujitsu Client Computing Limited and its subsidiary, Shimane Fujitsu Limited (together "FCCL").

Convertible preferred shares

	2022 US\$' 000	2021 US\$' 000
At the beginning of the year	303,372	317,826
Repurchase	(254,490)	(16,575)
Dividends paid	(16,385)	(11,600)
Fair value change recognized in profit or loss	12,618	13,721
At the end of the year	45,115	303,372

If the discount rate increased/decreased by 0.5%, the convertible preferred shares would have decreased/increased by approximately US\$0.2 million and US\$0.2 million respectively (2021: US\$7 million and US\$8 million respectively) with the corresponding gain/loss recognized in the consolidated income statement.

4 CRITICAL ACCOUNTING ESTIMATES AND JUDGMENTS

The preparation of financial statements often requires the use of judgment to select specific accounting methods and policies from several acceptable alternatives. Estimates and judgments used in preparing the financial statements are continually evaluated and are based on historical experience and other factors, including expectations of future events that are believed to be reasonable under the circumstances. The Group makes estimates and assumptions concerning the future. The resulting accounting estimates will, by definition, seldom equal the related actual results. The following are the more significant assumptions and estimates, as well as the accounting policies and methods used in the preparation of the financial statements:

(a) Impairment of non-financial assets

The Group tests at least annually whether goodwill and other assets that have indefinite useful lives have suffered any impairment. Other assets that are subject to depreciation and amortization are reviewed for impairment whenever events or changes in circumstances indicate that the carrying amount of the asset exceeds its recoverable amount. The recoverable amounts of an asset or a cash-generating unit have been determined based on value-in-use calculations. These calculations require the use of estimates.

The value-in-use calculations use cash flow projection based on financial budgets approved by management covering a five-year period with a terminal value related to the future cash flows extrapolated using constant projection of cash flows beyond the five-year period. There are a number of assumptions and estimates involved for the preparation of cash flow projections for the period covered by the approved budget and the estimated terminal value. Key assumptions include the revenue growth rates, operating margins, discount rates and the length of time and severity of the impact of COVID-19 with reference to the business and industry circumstances.

Management prepared the financial budgets reflecting actual and prior year performance and market development expectations. Judgment is required to determine key assumptions adopted in the cash flow projections and changes to key assumptions can significantly affect these cash flow projections and therefore the results of the impairment reviews.

(b) Income taxes

The Group is subject to income taxes in numerous jurisdictions. Significant judgment is required in determining the worldwide provision for income taxes. There are certain transactions and calculations for which the ultimate tax determination is uncertain during the ordinary course of business. The tax liabilities recognized are based on management's assessment of the likely outcome taking into consideration precedent tax ruling in the relevant jurisdiction.

The Group recognizes liabilities for anticipated tax audit issues based on estimates of whether additional taxes will be due.

Deferred income tax is provided in full, using the liability method, on temporary differences arising between the tax bases of assets and liabilities and their carrying values in the financial statements.

Notes to the financial statements

4 CRITICAL ACCOUNTING ESTIMATES AND JUDGMENTS *(continued)*

(b) Income taxes *(continued)*

Deferred income tax assets are mainly recognized for temporary differences such as warranty provision, accrued sales rebates, bonus accruals, and other accrued expenses, and unused tax losses carried forward to the extent it is probable that future taxable profits will be available against which deductible temporary differences and the unused tax losses can be utilized, based on all available evidence. Recognition primarily involves judgment regarding the future financial performance of the particular legal entity or tax group taking into consideration the COVID-19 impact in which the deferred income tax asset has been recognized. A variety of other factors are also evaluated in considering whether there is convincing evidence that it is probable that some portion or all of the deferred income tax assets will ultimately be realized, such as the existence of taxable temporary differences, group relief, tax planning strategies and the periods in which estimated tax losses can be utilized. The carrying amount of deferred income tax assets and related financial models and budgets are reviewed at each balance sheet date and to the extent that there is insufficient convincing evidence that sufficient taxable profits will be available within the utilization periods to allow utilization of the carry forward tax losses, the asset balance will be reduced and the difference charged to the consolidated income statement.

Where the final tax outcome of these matters is different from the amounts that were initially recorded, such differences will impact the income tax provisions and deferred income tax assets and liabilities in the period in which such determination is made.

(c) Warranty provision

Warranty provision is based on the estimated cost of product warranties when revenue is recognized. Factors that affect the Group's warranty liability include the number of sold units currently under warranty, historical and anticipated rates of warranty claims on those units, and cost per claim to satisfy our warranty obligation. The estimation basis is reviewed on an on-going basis and revised where appropriate. Certain of these costs are reimbursable from the suppliers in accordance with the terms of relevant arrangements with the suppliers. These amounts are recognized as a separate asset, to the extent of the amount of the provision made, when it is virtually certain that reimbursement will be received if the Group settles the obligation.

(d) Revenue recognition

Application of various accounting principles related to the measurement and recognition of revenue requires the Group to make judgments and estimates. Specifically, complex arrangements with non-standard terms and conditions may require significant contract interpretation to determine the appropriate accounting, including whether the deliverables specified in a multiple element arrangement should be treated as separate performance obligations. Other significant judgments include determining whether the Group or a reseller is acting as the principal in a transaction and whether separate contracts are considered part of one arrangement.

The Group sells products to channels. Sales through channels are primarily made under agreements allowing for volume discounts, price protection and rebates, and marketing development funds. The Group monitors the channel inventory level with reference to historical data. Revenue recognition is also impacted by the Group's ability to estimate volume discounts, price protection and rebates, and marketing development funds. The Group considers various factors, including review of specific transactions, historical experience, market and economic conditions and channel inventory level when calculating these provisions and allowances. Revenue is only recognized to the extent that it is highly probable that a significant reversal will not occur.

4 CRITICAL ACCOUNTING ESTIMATES AND JUDGMENTS *(continued)*

(d) Revenue recognition *(continued)*

Revenue from sales of goods is recognized when the control of the goods is transferred to customers, which are generally occurred upon shipment. For certain transactions that the Group retains control during the course of shipment, the Group defers the recognition of revenue and cost of such products until they are delivered to the designated locations.

(e) Retirement benefits

Pension and other post-retirement benefit costs and obligations are dependent on various assumptions. The Group's major assumptions primarily relate to discount rate, expected return on assets, and salary growth. In determining the discount rate, the Group references market yields at the balance sheet date on high quality corporate bonds. The currency and term of the bonds are consistent with the currency and estimated term of the benefit obligations being valued. The expected return on plan assets is based on market expectations for returns over the life of the related assets and obligations. The salary growth assumptions reflect the Group's long-term actual experience and future and near-term outlook. Actual results that differ from the assumptions are generally recognized in the year they occur.

(f) Fair value of derivatives and other financial instruments

The fair value of financial instruments that are not traded in an active market (for example, over-the-counter derivatives) is determined by using valuation techniques. The Group uses its judgment to select a variety of methods and make assumptions that are mainly based on market conditions existing at each balance sheet date.

5 SEGMENT INFORMATION

The Group has formed the Solutions and Services Group ("SSG") in addition to the existing Intelligent Devices Group ("IDG") and Infrastructure Solutions Group ("ISG", previously named as Data Center Group ("DCG")).

The SSG aims to bring together services teams and capabilities across the Group. This new business group will deliver enhanced services capabilities and new solutions to supercharge its growth momentum through three key segments – Attached Services, Managed Services, and Project and Vertical Solutions.

The Group has adopted the new business group structure as the reporting format effective for the year ended March 31, 2022 and the comparative segment information has been reclassified to conform to the reporting format under the current organizational structure. Management has determined the operating segments based on the reports reviewed by the Lenovo Executive Committee (the "LEC"), the chief operating decision-maker, that are used to make strategic decisions. Segments by business group comprise IDG, ISG and SSG.

The LEC assesses the performance of the operating segments based on a measure of operating profit/loss. This measurement basis excludes the effects of non-cash merger and acquisition related accounting charges and non-recurring expenses such as restructuring costs from the business groups. The measurement basis also excludes the effects of allocation from headquarters certain income and expenses such as fair value change of financial instruments and disposal gain/loss of property, plant and equipment that are from activities driven by headquarters and centralized functions. Certain finance income and costs are allocated to business groups when they are directly attributed to their business activities.

Notes to the financial statements

5 SEGMENT INFORMATION (continued)

(a) Revenue and operating profit/(loss) for business groups

	2022		2021	
	Revenue US\$' 000	Operating profit US\$' 000	Revenue US\$' 000	Operating profit/(loss) US\$' 000
IDG	62,310,410	4,737,823	53,006,909	3,744,006
ISG	7,140,055	6,703	6,301,320	(130,227)
SSG	5,441,528	1,195,386	4,192,645	854,507
Total	74,891,993	5,939,912	63,500,874	4,468,286
Eliminations	(3,273,777)	(1,001,478)	(2,758,562)	(745,341)
	71,618,216	4,938,434	60,742,312	3,722,945
Unallocated:				
Headquarters and corporate income/(expenses) – net		(1,506,022)		(1,429,187)
Depreciation and amortization		(648,775)		(552,086)
Impairment of intangible assets		(31,434)		(52,606)
Finance income		34,504		19,685
Finance costs		(171,751)		(234,244)
Share of losses of associates and joint ventures		(6,912)		(32,323)
Gain on disposal of property, plant and equipment		914		85,038
Fair value gain on financial assets at FVPL		135,075		201,597
Fair value loss on a financial liability at FVPL		(12,618)		(13,721)
Dilution gain on interest in an associate		-		31,374
Gain on deemed disposal of subsidiaries		-		2,964
Gain on disposal of subsidiaries		32,303		22,978
Dividend income		4,013		1,784
Consolidated profit before taxation		2,767,731		1,774,198

(b) Analysis of revenue by geography

	2022 US\$' 000	2021 US\$' 000
China	18,380,867	14,257,290
Asia Pacific (“AP”)	11,712,396	11,797,083
Europe-Middle East-Africa (“EMEA”)	18,274,144	15,882,576
Americas (“AG”)	23,250,809	18,805,363
	71,618,216	60,742,312

5 SEGMENT INFORMATION (continued)

(c) Analysis of revenue by timing of revenue recognition

	2022 US\$' 000	2021 US\$' 000
Point in time	69,671,524	59,080,578
Over time	1,946,692	1,661,734
	71,618,216	60,742,312

(d) Revenue recognized in relation to deferred revenue and receipt in advance

Deferred revenue and receipt in advance (included in "other payables and accruals") amounting to US\$3,167 million (2021: US\$2,374 million) primarily relate to the Group's unfulfilled performance obligations for which consideration has been received at the reporting date. Revenue is recognized in the period when the performance obligations are fulfilled. US\$1,191 million (2021: US\$1,002 million) was recognized as revenue during the year that was included in such balance at the beginning of the year.

(e) Transaction price allocated to the remaining performance obligations

The following table includes revenue expected to be recognized in the future related to performance obligations that are unsatisfied or partially unsatisfied at the reporting date.

	2022 US\$' 000	2021 US\$' 000
Within one year	1,707,527	1,190,970
More than one year	1,459,582	1,183,247
	3,167,109	2,374,217

(f) Other segment information

	IDG		ISG		SSG		Total	
	2022 US\$' 000	2021 US\$' 000	2022 US\$' 000	2021 US\$' 000	2022 US\$' 000	2021 US\$' 000	2022 US\$' 000	2021 US\$' 000
Depreciation and amortization	458,742	372,335	153,838	131,955	3,009	3,642	615,589	507,932
Finance income	17,437	13,122	3,861	1,274	656	673	21,954	15,069
Finance costs	129,563	120,247	60,295	53,376	775	773	190,633	174,396

The total of non-current assets other than financial instruments, deferred income tax assets and post-employment benefit assets (there are no rights arising under insurance contracts) located in the Chinese Mainland and other countries is approximately US\$5,459,792,000 (2021: US\$5,097,235,000) and US\$6,356,854,000 (2021: US\$6,323,495,000) respectively.

Notes to the financial statements

6 OPERATING PROFIT

Operating profit is stated after charging/(crediting) the following:

	2022 US\$'000	2021 US\$'000
Depreciation of property, plant and equipment	344,498	301,483
Depreciation of right-of-use assets	136,993	99,795
Amortization of intangible assets	782,873	658,740
Impairment of intangible assets	31,434	52,606
Impairment of property, plant and equipment	10,189	-
Employee benefit costs (Note 9)	5,829,480	5,149,862
Cost of inventories sold	56,131,752	48,230,328
Auditor's remuneration (Note)		
- Audit services	13,063	9,871
- Non-audit services	3,211	1,625
Rental expenses	29,862	14,361
Government grants (Note 27(c))	(59,859)	(54,623)
Net foreign exchange loss	156,981	116,046
Net (gain)/loss on foreign exchange forward contracts for cash flow hedges reclassified from equity	(268,500)	255,312
Loss/(gain) on disposal of property, plant and equipment	2,265	(110,004)
Loss on disposal of intangible assets	8,399	1,574
Fair value gain on financial assets at FVPL	(135,075)	(201,597)
Fair value loss on a financial liability at FVPL	12,618	13,721
Dilution gain on interest in an associate	-	(31,374)
Gain on deemed disposal of subsidiaries	-	(2,964)
Gain on disposal of subsidiaries	(32,303)	(36,029)

Note: Included in the above audit services fee, US\$11,956,000 (2021: US\$8,172,000) is paid or payable to the Company's auditor. For the year ended March 31, 2022, audit services fee of US\$2,960,000 and non-audit services fee of US\$2,460,000 paid or payable to the Company's auditor relating to the proposed issuance of Chinese depository receipts was recognized in profit or loss.

7 FINANCE INCOME AND COSTS

(a) Finance income

	2022 US\$' 000	2021 US\$' 000
Interest on bank deposits and trust	56,114	32,788
Interest on money market funds	344	1,966
	56,458	34,754

(b) Finance costs

	2022 US\$' 000	2021 US\$' 000
Interest on bank loans and overdrafts	34,226	43,845
Interest on convertible bonds	40,360	39,853
Interest on notes	141,282	136,983
Interest on lease liabilities	19,098	20,005
Factoring costs	99,653	136,820
Interest on written put option liabilities	23,587	26,329
Others	4,178	4,805
	362,384	408,640

8 TAXATION

The amount of taxation in the consolidated income statement represents:

	2022 US\$' 000	2021 US\$' 000
Current tax		
- Profits tax in Hong Kong S.A.R. of China	160,855	118,751
- Taxation outside Hong Kong S.A.R. of China	661,373	537,973
Deferred tax (Note 19)		
- Credit for the year	(199,829)	(195,525)
	622,399	461,199

Notes to the financial statements

8 TAXATION (continued)

Profits tax in Hong Kong S.A.R. of China has been provided for at the rate of 16.5% (2021: 16.5%) on the estimated assessable profit for the year. Taxation outside Hong Kong S.A.R. of China represents income and irrecoverable withholding taxes of subsidiaries operating in the Chinese Mainland and overseas, calculated at rates applicable in the respective jurisdictions.

The Group has been granted certain tax concessions by tax authorities in the Chinese Mainland and overseas whereby the subsidiaries operating in the respective jurisdictions are entitled to tax concessions.

The differences between the Group's expected tax charge, calculated at the domestic rates applicable to the countries concerned, and the Group's tax charge for the year are as follows:

	2022 US\$' 000	2021 US\$' 000
Profit before taxation	2,767,731	1,774,198
Tax calculated at domestic rates applicable in countries concerned	724,912	576,223
Income not subject to taxation	(607,424)	(517,533)
Expenses not deductible for taxation purposes	429,836	279,905
Recognition/utilization of previously unrecognized temporary differences/tax losses	(24,443)	(46,216)
Deferred income tax assets not recognized	108,460	155,670
(Over)/under-provision in prior years	(8,942)	13,150
	622,399	461,199

The weighted average applicable tax rate for the year was 26.2% (2021: 32.5%). The decrease is caused by changes in tax concessions and profitability of the Group's subsidiaries in respective countries they are operating.

The tax credit/(charge) relating to components of other comprehensive income is as follows:

	2022			2021		
	Before tax US\$' 000	Tax credit US\$' 000	After tax US\$' 000	Before tax US\$' 000	Tax charge US\$' 000	After tax US\$' 000
Fair value change on financial assets at FVOCI	(18,776)	712	(18,064)	(4,398)	(683)	(5,081)
Fair value change on cash flow hedges	(25,243)	-	(25,243)	14,987	-	14,987
Remeasurements of post-employment benefit obligations (Note 34)	58,194	-	58,194	35,735	-	35,735
Currency translation differences	172,638	-	172,638	104,133	-	104,133
Other comprehensive income/(loss)	186,813	712	187,525	150,457	(683)	149,774
Deferred tax (Note 19)		712			(683)	

9 EMPLOYEE BENEFIT COSTS

	2022 US\$'000	2021 US\$'000
Wages and salaries (2021: including severance and other related costs of US\$75,006,000)	4,548,105	4,028,934
Social security costs	337,046	282,753
Long-term incentive awards granted (Note 28)	368,921	291,737
Pension costs		
- Defined contribution plans	281,222	188,551
- Defined benefit plans (Note 34)	19,561	26,157
Others	274,625	331,730
	5,829,480	5,149,862

The Group contributes to respective local municipal government retirement schemes which are available to all qualified employees in the Chinese Mainland. Contributions to these schemes are calculated with reference to the monthly average salaries as set out by the local municipal government.

The Group participates in various defined contribution schemes, either voluntary or mandatory, for all qualified employees. The assets of those defined contribution schemes are held separately from those of the Group in independently administered funds.

The Group also contributes to certain defined benefit pension schemes, details of which are set out in Note 34.

Notes to the financial statements

10 EMOLUMENTS OF DIRECTORS AND HIGHEST PAID INDIVIDUALS

(a) Directors' and senior management's emoluments

Directors' emoluments comprise payments by the Group to directors of the Company in connection with the management of the affairs of the Company and its subsidiaries. The remuneration of each director and the chief executive who is also a director, for the years ended March 31, 2022 and 2021 is set out below:

Name of Director	2022						Total US\$'000
	Fees US\$'000	Salaries US\$'000	Discretionary bonuses (i) US\$'000	Long-term incentive awards (ii), (iii) US\$'000	Retirement payments and employer's contribution to pension schemes US\$'000	Other benefits in-kind US\$'000	
<i>Executive director</i>							
Mr. Yang Yuanqing (CEO)	-	1,455	6,752	18,502	154	429	27,292
<i>Non-executive directors</i>							
Mr. Zhu Linan	100	-	-	242	-	-	342
Mr. Zhao John Huan	100	-	-	242	-	-	342
<i>Independent non-executive directors</i>							
Mr. Nicholas C. Allen	71	-	-	226	-	-	297
Mr. William O. Grabe	135	-	-	242	-	-	377
Mr. William Tudor Brown	120	-	-	242	-	-	362
Mr. Yang Chih-Yuan Jerry	100	-	-	242	-	-	342
Mr. Gordon Robert Halyburton Orr	100	-	-	242	-	-	342
Mr. Woo Chin Wan Raymond	113	-	-	237	-	-	350
Ms. Yang Lan	100	-	-	176	-	-	276
	939	1,455	6,752	20,593	154	429	30,322

10 EMOLUMENTS OF DIRECTORS AND HIGHEST PAID INDIVIDUALS (continued)

(a) Directors' and senior management's emoluments (continued)

Name of Director	2021						
	Fees US\$'000	Salaries US\$'000	Discretionary bonuses (i) US\$'000	Long-term incentive awards (iii) US\$'000	Retirement payments and employer's contribution to pension schemes US\$'000	Other benefits in-kind US\$'000	Total US\$'000
Executive director							
Mr. Yang Yuanqing (CEO)	-	1,301	6,050	20,009	137	425	27,922
Non-executive directors							
Mr. Zhu Linan	100	-	-	220	-	-	320
Mr. Zhao John Huan	100	-	-	220	-	-	320
Independent non-executive directors							
Mr. Nicholas C. Allen	128	-	-	220	-	-	348
Mr. Nobuyuki Idei	53	-	-	289	-	-	342
Mr. William O. Grabe	135	-	-	220	-	-	355
Mr. William Tudor Brown	120	-	-	220	-	-	340
Mr. Yang Chih-Yuan Jerry	100	-	-	220	-	-	320
Mr. Gordon Robert Halyburton Orr	100	-	-	220	-	-	320
Mr. Woo Chin Wan Raymond	100	-	-	182	-	-	282
Ms. Yang Lan	63	-	-	62	-	-	125
	999	1,301	6,050	22,082	137	425	30,994

Notes to the financial statements

10 EMOLUMENTS OF DIRECTORS AND HIGHEST PAID INDIVIDUALS *(continued)*

(a) Directors' and senior management's emoluments *(continued)*

Notes:

- (i) Figures shown in the table above represent discretionary bonuses receivable at March 31, 2022 and 2021 in connection with the performance bonuses for the respective two fiscal years then ended. Comparative figure for the year ended March 31, 2021 has been restated to conform to the current year's presentation. In the previous years, discretionary bonuses presented in the respective years were the amounts received in connection with the performance bonuses for the prior year.
- (ii) Mr. Yang Yuanqing made the personal decision to donate 35,644,748 units of SARs and 2,070,957 units of RSUs (being a part of the share awards by the Company in June 2021) at a total grant value of approximately US\$12.5 million, and the Company agreed to pay the equivalent amounts as special cash bonuses to eligible factory workers and other frontline employees who committed to their roles to keep Lenovo's continuous operation during the pandemic. Figure shown in the table above for the year ended March 31, 2022 is the net amount after the donation.
- (iii) Details of the long-term incentive program of the Company are set out in Note 28. The fair value of the employee services received in exchange for the grant of the long-term incentive awards is recognized as an expense. The total amount to be amortized over the vesting period is determined by reference to the fair value of the long-term incentive awards at the date of grant. The amounts disclosed above represent the amortized amounts for the two years ended March 31, 2022 and 2021.
- (iv) Mr. William O. Grabe has elected to defer his receipt of the cash of director's fee into fully vested share units under the long-term incentive program (Note 28) for the two years ended March 31, 2022 and 2021.
- (v) During the years ended March 31, 2022 and 2021, annual pension payment of US\$1.5 million was made to Mr. Liu Chuanzhi, a retired director.
- (vi) Mr. Nicholas C. Allen retired from the position of an independent non-executive director on July 20, 2021.
- (vii) Ms. Yang Lan was appointed as an independent non-executive director on May 15, 2020.
- (viii) Mr. Nobuyuki Idei retired from the position of an independent non-executive director on July 9, 2020.

During the year, no retirement benefits, payments or benefits in respect of termination of directors' services were paid or made, directly or indirectly, to the directors; nor any are payable (2021: nil). No consideration was provided to or receivable by third parties for making available directors' service (2021: nil). There are no loans, quasi-loans or other dealings in favour of the directors, their controlled body corporate and connected entities (2021: nil).

No director of the Company had a material interest, directly or indirectly, in any significant transactions, arrangements and contracts in relation to the Company's business to which the Company was or is a party that subsisted at the end of the year or at any time during the year (2021: nil).

10 EMOLUMENTS OF DIRECTORS AND HIGHEST PAID INDIVIDUALS *(continued)*

(b) Five highest paid individuals

The five individuals whose emoluments were the highest in the Group for the year include one (2021: one) director, who is the CEO of the Group, whose emoluments are reflected in the analysis presented above. The emoluments of the remaining four (2021: four) individuals during the year are as follows:

	2022 US\$'000	2021 US\$'000
Basic salaries, allowances, and other benefits-in-kind	3,652	4,490
Discretionary bonuses (i), (ii)	25,949	26,427
Retirement payments and employer's contribution to pension schemes (iii)	20,225	4,736
Long-term incentive awards (ii), (iv)	44,252	28,722
Others	2,802	942
	96,880	65,317

Notes:

- (i) Figures shown in the table above represent discretionary bonuses receivable at March 31, 2022 and 2021 in connection with the performance bonuses for the respective two fiscal years then ended. Comparative figure for the year ended March 31, 2021 has been restated to conform to the current year's presentation. In the previous years, discretionary bonuses presented in the respective years were the amounts received in connection with the performance bonuses for the prior year.
- (ii) Figures shown in the table above for the year ended March 31, 2022 include a special incentive payment of US\$25 million to an executive, delivered in the form of cash and shares, for multi-year performance achieved.
- (iii) Retirement payments and employer's contribution to pension schemes includes US\$20 million paid to one of the executives retired during the year ended March 31, 2022.
- (iv) Details of the long-term incentive program of the Company are set out in Note 28. The fair value of the employee services received in exchange for the grant of the long-term incentive awards is recognized as an expense. The total amount to be amortized over the vesting period is determined by reference to the fair value of the long-term incentive awards at the date of grant. The amounts disclosed above represent the amortized amounts for the two years ended March 31, 2022 and 2021.

The emoluments fell within the following bands:

	Number of individuals	
	2022	2021
Emolument bands		
US\$9,249,195 - US\$9,313,425	-	1
US\$10,019,961 - US\$10,084,191	-	1
US\$10,212,653 - US\$10,276,882	-	1
US\$10,341,114 - US\$10,405,343	1	-
US\$11,882,646 - US\$11,946,876	1	-
US\$35,712,170 - US\$35,776,399	-	1
US\$36,739,858 - US\$36,804,087	1	-
US\$37,767,546 - US\$37,831,776	1	-

Notes to the financial statements

11 EARNINGS PER SHARE

(a) Basic

Basic earnings per share is calculated by dividing the profit attributable to equity holders of the Company by the weighted average number of ordinary shares in issue during the year after adjusting shares held by the employee share trusts for the purposes of awarding shares to eligible employees under the long term incentive program.

	2022	2021
Weighted average number of ordinary shares in issue	12,041,705,614	12,024,746,107
Adjustment for shares held by employee share trusts	(412,831,508)	(114,835,047)
Weighted average number of ordinary shares used as the denominator in calculating basic earnings per share	11,628,874,106	11,909,911,060

	2022 US\$' 000	2021 US\$' 000
Profit attributable to equity holders of the Company	2,029,818	1,178,307
Adjustment for tender premium on repurchase of perpetual securities	-	(42,609)
Profit attributable to equity holders of the Company used in calculating basic earnings per share	2,029,818	1,135,698

(b) Diluted

The calculation of the diluted earnings per share is based on the profit attributable to equity holders of the Company, adjusted to reflect the impact from any dilutive potential ordinary shares that would have been outstanding, as appropriate. The weighted average number of ordinary shares used in calculating diluted earnings per share is the weighted average number of ordinary shares, as used in the basic earnings per share calculation, and the weighted average number of ordinary shares assumed to have been issued at no consideration on the deemed exercise or conversion of all dilutive potential ordinary shares into ordinary shares.

11 EARNINGS PER SHARE *(continued)*

(b) Diluted *(continued)*

The Group has four (2021: five) categories of potential ordinary shares, namely long-term incentive awards, put option written on non-controlling interests, convertible bonds and convertible preferred shares (2021: long-term incentive awards, bonus warrants, put option written on non-controlling interests, convertible bonds and convertible preferred shares). Long-term incentive awards and convertible bonds were dilutive for the years ended March 31, 2022 and 2021. Put option written on non-controlling interests and convertible preferred shares were anti-dilutive for the years ended March 31, 2022 and 2021. Bonus warrants were anti-dilutive for the year ended March 31, 2021.

	2022	2021
Weighted average number of ordinary shares used as the denominator in calculating basic earnings per share	11,628,874,106	11,909,911,060
Adjustment for long-term incentive awards	683,274,532	471,364,397
Adjustment for convertible bonds	769,980,531	741,902,700
Weighted average number of ordinary shares used as the denominator in calculating diluted earnings per share	13,082,129,169	13,123,178,157

	2022 US\$' 000	2021 US\$' 000
Profit attributable to equity holders of the Company used in calculating basic earnings per share	2,029,818	1,135,698
Adjustment for interest on convertible bonds, net of tax	33,701	33,278
Profit attributable to equity holders of the Company used in calculating diluted earnings per share	2,063,519	1,168,976

12 DIVIDENDS

	2022 US\$' 000	2021 US\$' 000
Interim dividend of HK8.0 cents (2021: HK6.6 cents) per ordinary share, paid on December 10, 2021	123,771	102,298
Proposed final dividend - HK30.0 cents (2021: HK24.0 cents) per ordinary share	460,228	372,275
	583,999	474,573

Notes to the financial statements

13 PROPERTY, PLANT AND EQUIPMENT

	Freehold land and buildings US\$'000	Leasehold improvements US\$'000	Plant and machinery US\$'000	Furniture and fixtures US\$'000	Office equipment US\$'000	Motor vehicles US\$'000	Total US\$'000
At April 1, 2020							
Cost	833,471	515,678	837,614	92,798	677,408	8,210	2,965,179
Accumulated depreciation and impairment losses	126,781	283,084	603,323	58,808	490,574	4,169	1,566,739
Net book amount	706,690	232,594	234,291	33,990	186,834	4,041	1,398,440
Year ended March 31, 2021							
Opening net book amount	706,690	232,594	234,291	33,990	186,834	4,041	1,398,440
Exchange adjustment	30,960	2,292	5,053	1,295	5,026	171	44,797
Acquisition of subsidiaries	322	-	-	-	19	7	348
Disposal of subsidiaries	(7)	(206)	(207)	(27)	(2,011)	-	(2,458)
Additions	21,092	25,877	150,333	5,377	99,298	943	302,920
Transfers	124,225	14,761	46,360	34,121	6,823	6	226,296
Disposals	(71,899)	(3,886)	(13,110)	(301)	(5,342)	(447)	(94,985)
Depreciation	(24,920)	(53,437)	(105,327)	(29,863)	(86,577)	(1,359)	(301,483)
Closing net book amount	786,463	217,995	317,393	44,592	204,070	3,362	1,573,875
At March 31, 2021							
Cost	946,688	547,309	955,603	128,635	651,667	8,262	3,238,164
Accumulated depreciation and impairment losses	160,225	329,314	638,210	84,043	447,597	4,900	1,664,289
Net book amount	786,463	217,995	317,393	44,592	204,070	3,362	1,573,875
Year ended March 31, 2022							
Opening net book amount	786,463	217,995	317,393	44,592	204,070	3,362	1,573,875
Exchange adjustment	12,758	(361)	(2,526)	(3,045)	2,319	134	9,279
Acquisition of subsidiaries	-	9	-	-	291	33	333
Disposal of subsidiaries	-	-	(27,912)	(150)	(607)	-	(28,669)
Additions	5,738	18,583	207,337	4,527	157,315	2,858	396,358
Transfers	3,974	15,228	15,817	27,689	890	-	63,598
Disposals	(1,515)	(514)	(13,372)	(242)	(7,571)	(244)	(23,458)
Depreciation	(27,484)	(49,680)	(145,396)	(29,775)	(90,650)	(1,513)	(344,498)
Impairment	-	-	(10,189)	-	-	-	(10,189)
Closing net book amount	779,934	201,260	341,152	43,596	266,057	4,630	1,636,629
At March 31, 2022							
Cost	969,952	577,966	1,097,985	144,738	735,022	10,267	3,535,930
Accumulated depreciation and impairment losses	190,018	376,706	756,833	101,142	468,965	5,637	1,899,301
Net book amount	779,934	201,260	341,152	43,596	266,057	4,630	1,636,629

14 RIGHT-OF-USE ASSETS

	2022 US\$' 000	2021 US\$' 000
At the beginning of the year	893,422	812,235
Exchange adjustment	12,093	37,743
Acquisition of subsidiaries	863	28
Disposal of subsidiaries	(629)	(16)
Additions	89,530	168,750
Disposals	(7,484)	(14,842)
Depreciation	(148,562)	(110,476)
At the end of the year	839,233	893,422

15 CONSTRUCTION-IN-PROGRESS

	Buildings under construction		Internal use software		Others		Total	
	2022 US\$' 000	2021 US\$' 000	2022 US\$' 000	2021 US\$' 000	2022 US\$' 000	2021 US\$' 000	2022 US\$' 000	2021 US\$' 000
At the beginning of the year	23,290	62,918	168,900	228,234	15,424	13,089	207,614	304,241
Exchange adjustment	960	15,771	8,201	7,115	(4,258)	(1,394)	4,903	21,492
Disposal of subsidiaries	-	(36,626)	-	-	-	-	-	(36,626)
Additions	79,601	137,155	450,570	277,386	71,775	52,077	601,946	466,618
Transfers	(14,156)	(155,928)	(239,461)	(343,835)	(50,635)	(48,348)	(304,252)	(548,111)
At the end of the year	89,695	23,290	388,210	168,900	32,306	15,424	510,211	207,614

Notes to the financial statements

16 INTANGIBLE ASSETS

(a)

	Goodwill (b) US\$'000	Trademarks and trade names (b) US\$'000	Internal use software US\$'000	Customer relationships US\$'000	Patent and technology (c) US\$'000	Exclusive right US\$'000	Total US\$'000
At April 1, 2020							
Cost	4,715,313	1,304,568	1,467,163	1,528,255	2,269,831	46,159	11,331,289
Accumulated amortization and impairment losses	-	36,854	1,030,646	727,071	1,548,608	3,528	3,346,707
Net book amount	4,715,313	1,267,714	436,517	801,184	721,223	42,631	7,984,582
Year ended March 31, 2021							
Opening net book amount	4,715,313	1,267,714	436,517	801,184	721,223	42,631	7,984,582
Exchange adjustment	120,972	4,143	33,613	11,741	3,547	4,339	178,355
Acquisition of subsidiaries	11,106	-	568	156	297	4,807	16,934
Disposals of subsidiaries	-	-	(145)	-	-	-	(145)
Additions	-	-	34,905	-	581,479	-	616,384
Transfer from construction-in-progress	-	-	252,049	-	69,766	-	321,815
Disposals	-	-	(658)	-	(916)	-	(1,574)
Amortization	-	-	(190,786)	(142,865)	(321,848)	(3,241)	(658,740)
Impairment	-	-	-	-	(52,606)	-	(52,606)
Closing net book amount	4,847,391	1,271,857	566,063	670,216	1,000,942	48,536	8,405,005
At March 31, 2021							
Cost	4,847,391	1,308,752	1,811,116	1,553,325	2,835,244	55,693	12,411,521
Accumulated amortization and impairment losses	-	36,895	1,245,053	883,109	1,834,302	7,157	4,006,516
Net book amount	4,847,391	1,271,857	566,063	670,216	1,000,942	48,536	8,405,005
Year ended March 31, 2022							
Opening net book amount	4,847,391	1,271,857	566,063	670,216	1,000,942	48,536	8,405,005
Exchange adjustment	9,853	(3,380)	8,534	(15,366)	924	1,033	1,598
Acquisition of subsidiaries	10,672	-	-	-	-	-	10,672
Disposals of subsidiaries	-	-	(2,160)	-	-	-	(2,160)
Additions	-	-	36,242	174	197,306	-	233,722
Transfer from construction-in-progress	-	-	133,802	790	106,062	-	240,654
Disposals	-	-	(2,900)	(1)	(5,498)	-	(8,399)
Amortization	-	-	(218,040)	(141,545)	(420,040)	(3,248)	(782,873)
Impairment	-	-	(16,434)	-	(15,000)	-	(31,434)
Closing net book amount	4,867,916	1,268,477	505,107	514,268	864,696	46,321	8,066,785
At March 31, 2022							
Cost	4,867,916	1,305,877	1,988,197	1,515,847	3,127,189	57,935	12,862,961
Accumulated amortization and impairment losses	-	37,400	1,483,090	1,001,579	2,262,493	11,614	4,796,176
Net book amount	4,867,916	1,268,477	505,107	514,268	864,696	46,321	8,066,785

16 INTANGIBLE ASSETS (continued)

(a) (continued)

Amortization of US\$115,339,000 (2021: US\$43,154,000), US\$9,934,000 (2021: US\$11,057,000), US\$432,665,000 (2021: US\$445,904,000) and US\$224,935,000 (2021: US\$158,625,000) are included in the 'cost of sales', 'selling and distribution expenses', 'administrative expenses' and 'research and development expenses' in the consolidated income statement respectively.

(b) Impairment tests for goodwill and intangible assets with indefinite useful lives

The carrying amounts of goodwill and trademarks and trade names with indefinite useful lives are presented below:

	China US\$ million	AP US\$ million	EMEA US\$ million	AG US\$ million	Mature Market US\$ million	Emerging Market US\$ million	Total US\$ million
At March 31, 2022							
Goodwill							
- PC and Smart Device Business Group ("PCSD")	1,009	565	200	256	N/A	N/A	2,030
- Mobile Business Group ("MBG")	N/A	N/A	N/A	N/A	673	825	1,498
- ISG	515	151	69	345	N/A	N/A	1,080
- SSG (Note)	N/A	N/A	N/A	N/A	N/A	N/A	260
Trademarks and trade names with indefinite useful lives							
- PCSD	186	53	95	56	N/A	N/A	390
- MBG	N/A	N/A	N/A	N/A	197	263	460
- ISG	161	54	31	123	N/A	N/A	369
- SSG (Note)	N/A	N/A	N/A	N/A	N/A	N/A	49
At March 31, 2021							
Goodwill							
- PCSD	1,089	683	234	295	N/A	N/A	2,301
- MBG	N/A	N/A	N/A	N/A	676	774	1,450
- DCG	508	159	85	344	N/A	N/A	1,096
Trademarks and trade names with indefinite useful lives							
- PCSD	209	59	107	67	N/A	N/A	442
- MBG	N/A	N/A	N/A	N/A	197	263	460
- DCG	162	54	31	123	N/A	N/A	370

Note: SSG is monitored as a whole and there is no allocation to geography or market.

Notes to the financial statements

16 INTANGIBLE ASSETS (continued)

(b) Impairment tests for goodwill and intangible assets with indefinite useful lives (continued)

The Group completed its annual impairment test for goodwill allocated to the Group's various CGUs by comparing their recoverable amounts to their carrying amounts at the reporting date. The recoverable amount of a CGU is determined based on value in use. These assessments use pre-tax cash flow projections based on financial budgets approved by management covering a five-year period with a terminal value related to the future cash flow of the CGU extrapolated using constant projection of cash flows beyond the five-year period. The estimated growth rates adopted do not exceed the long-term average growth rates for the businesses in which the CGU operates.

Future cash flows are discounted at the rate of 10%, 12%, 11% and 11% for PCSD, MBG, ISG and SSG respectively (2021: 10%, 12% and 11% for PCSD, MBG, DCG respectively). The estimated compound annual growth rates of revenue used for value-in-use calculations under the five-year financial budgets period are as follows:

	2022				2021		
	PCSD	MBG	ISG	SSG	PCSD	MBG	DCG
China	4%	N/A	16%	N/A	-1%	N/A	16%
AP	0%	N/A	17%	N/A	-4%	N/A	20%
EMEA	0%	N/A	14%	N/A	-5%	N/A	17%
AG	1%	N/A	23%	N/A	-4%	N/A	24%
Mature Market	N/A	15%	N/A	N/A	N/A	25%	N/A
Emerging Market	N/A	14%	N/A	N/A	N/A	19%	N/A
SSG	N/A	N/A	N/A	23%	N/A	N/A	N/A

Management determined budgeted gross margins based on past performance and its expectations for the market development. Key assumptions include the revenue growth rates, operating margins, discount rates and the length of time and severity of the impact of COVID-19 with reference to the business and industry circumstances for the purpose of goodwill impairment test. The discount rates are pre-tax and reflect specific risks relating to the relevant segments.

The directors are of the view that there was no impairment of goodwill and trademarks and trade names with indefinite useful lives based on impairment tests performed at March 31, 2022 (2021: nil).

The Group has performed a sensitivity analysis on key assumptions used for the annual impairment test for goodwill. A reasonably possible change in key assumptions used in the impairment test for goodwill would not cause any CGU's carrying amount to exceed its respective recoverable amount.

- (c) At March 31, 2022, patent and technology of US\$31,385,000 (2021: US\$77,163,000) is under development.

17 INTERESTS IN ASSOCIATES AND JOINT VENTURES

	2022 US\$'000	2021 US\$'000
Share of net assets		
– Associates	91,207	60,618
– Joint ventures	119,709	4,837
	210,916	65,455
Loans to		
– An associate (a)	98,073	–
– A joint venture (a)	30,558	–
	128,631	–
Interests in associates and joint ventures (b)	339,547	65,455

Notes:

- (a) The loan forms an integral part of the Group's equity investment in the associate/joint venture and is recognized as such.
- (b) At March 31, 2022 and 2021, there is no unrecognized share of losses, commitments and contingent liabilities.

The following is a list of the principal associates and joint ventures:

Company name	Place of incorporation/ establishment	Interest held indirectly		Principal activities
		2022	2021	
Associates				
北京閃聯雲視信息技術有限公司 (Beijing Shanlian Yunshi Information Technology Limited) (ii)	Chinese Mainland	23.7%	23.7%	Distribution and development of IT technology
茄子技術控股有限公司 (SHAREit Technology Holdings Inc.) (ii)	Cayman Islands	37.3%	38.0%	Software development
北京平安聯想智慧醫療信息技術有限公司 (Beijing Lenovo Healthcare Information Technology Limited) (ii)	Chinese Mainland	25.4%	25.4%	Development of hospital and regional healthcare information system
北京聯想協同科技有限公司 (Beijing Lenovo Collaborative Technology Co., Limited) (ii), (iii)	Chinese Mainland	34.1%	50.5%	Distribution and development of IT technology
天津聯博基業科技發展有限公司 (Tianjin Lianbo Foundation Technology Development Co., Limited) (ii)	Chinese Mainland	39.0%	–	Distribution and development of IT technology
Joint ventures				
聯想新視界(北京)科技有限公司 (Lenovo New Vision (Beijing) Technology Co., Limited) (ii)	Chinese Mainland	37.6%	37.6%	Software development
深圳市浦瑞置業有限公司 (Shenzhen Purui Real Estate Co., Limited) (ii)	Chinese Mainland	50.0%	–	Property development

Notes to the financial statements

17 INTERESTS IN ASSOCIATES AND JOINT VENTURES (continued)

Notes:

- (i) Majority of the above associates and joint ventures operate principally in their respective places of incorporation or establishment.
- (ii) The English name of the company is a direct translation or transliteration of its Chinese registered name.
- (iii) The company was reclassified from a subsidiary to an associate upon partial disposal during the year.

The following sets out the aggregate amount of the Group's share of associates and joint ventures:

	2022 US\$' 000	2021 US\$' 000
Share of losses of associates	5,478	27,087
Share of losses of joint ventures	1,434	5,236
	6,912	32,323

18 FINANCIAL INSTRUMENTS BY CATEGORY

	Financial assets at amortized cost US\$' 000	Financial assets at FVPL US\$' 000	Derivatives used for hedging US\$' 000	Financial assets at FVOCI (non- recycling) US\$' 000	Other financial assets at FVOCI (recycling) US\$' 000	Total US\$' 000
Assets						
At March 31, 2022						
Financial assets at FVPL	-	1,104,408	-	-	-	1,104,408
Financial assets at FVOCI	-	-	-	64,572	-	64,572
Derivative financial assets	-	-	113,757	-	-	113,757
Trade receivables	-	-	-	-	11,189,551	11,189,551
Notes receivable	99,996	-	-	-	-	99,996
Deposits and other receivables	3,673,023	-	-	-	-	3,673,023
Bank deposits	92,513	-	-	-	-	92,513
Cash and cash equivalents	3,930,287	-	-	-	-	3,930,287
	7,795,819	1,104,408	113,757	64,572	11,189,551	20,268,107
At March 31, 2021						
Financial assets at FVPL	-	805,013	-	-	-	805,013
Financial assets at FVOCI	-	-	-	84,796	-	84,796
Derivative financial assets	-	179	118,120	-	-	118,299
Trade receivables	-	-	-	-	8,397,825	8,397,825
Notes receivable	78,939	-	-	-	-	78,939
Deposits and other receivables	3,804,465	-	-	-	-	3,804,465
Bank deposits	59,385	-	-	-	-	59,385
Cash and cash equivalents	3,068,385	-	-	-	-	3,068,385
	7,011,174	805,192	118,120	84,796	8,397,825	16,417,107

18 FINANCIAL INSTRUMENTS BY CATEGORY (continued)

	Financial liabilities at amortized cost US\$' 000	Financial liabilities at FVPL US\$' 000	Derivatives used for hedging US\$' 000	Total US\$' 000
Liabilities				
At March 31, 2022				
Trade payables	11,035,924	-	-	11,035,924
Notes payable	2,148,907	-	-	2,148,907
Derivative financial liabilities	-	348	127,277	127,625
Other payables and accruals	10,991,659	-	-	10,991,659
Lease liabilities	407,997	-	-	407,997
Borrowings	3,376,155	45,115	-	3,421,270
Deferred consideration	25,072	-	-	25,072
Written put option liabilities	528,060	-	-	528,060
Others	355,383	-	-	355,383
	28,869,157	45,463	127,277	29,041,897
At March 31, 2021				
Trade payables	10,220,796	-	-	10,220,796
Notes payable	885,628	-	-	885,628
Derivative financial liabilities	-	202	35,742	35,944
Other payables and accruals	10,256,539	-	-	10,256,539
Lease liabilities	466,926	-	-	466,926
Borrowings	3,694,481	303,372	-	3,997,853
Deferred consideration	25,072	-	-	25,072
Written put option liabilities	842,776	-	-	842,776
Others	463,748	-	-	463,748
	26,855,966	303,574	35,742	27,195,282

Notes to the financial statements

19 DEFERRED INCOME TAX ASSETS AND LIABILITIES

Deferred income tax is calculated in full on temporary differences under the liability method using the rates applicable in the respective jurisdictions.

Deferred income tax assets and liabilities are netted off when the taxes relate to the same tax authority and where offsetting is legally enforceable. The following amounts, determined after appropriate offsetting, are shown separately on the consolidated balance sheet:

	2022 US\$' 000	2021 US\$' 000
Deferred income tax assets:		
Recoverable within 12 months	1,113,264	935,870
Recoverable after 12 months	1,414,691	1,408,870
	2,527,955	2,344,740
Deferred income tax liabilities:		
Settled after 12 months	(406,759)	(391,258)
Net deferred income tax assets	2,121,196	1,953,482

The movements in the net deferred income tax assets are as follows:

	2022 US\$' 000	2021 US\$' 000
At the beginning of the year	1,953,482	1,716,777
Reclassification and exchange adjustment	(3,456)	(2,465)
Credited to consolidated income statement (Note 8)	199,829	195,525
Credited/(charged) to other comprehensive income (Note 8)	712	(683)
(Charged)/credited to share-based compensation reserve	(29,371)	45,774
Acquisition of subsidiaries	-	(1,446)
At the end of the year	2,121,196	1,953,482

19 DEFERRED INCOME TAX ASSETS AND LIABILITIES *(continued)*

(a) The movements in deferred income tax assets (prior to offsetting of balances within the same tax jurisdiction), analyzed by major components, during the year are as follows:

	Provisions and accruals US\$' 000	Tax losses US\$' 000	Tax depreciation allowance US\$' 000	Deferred revenue US\$' 000	Share- based payment US\$' 000	Others US\$' 000	Total US\$' 000
At April 1, 2020	522,614	1,314,799	84,250	151,921	17,571	1,236	2,092,391
Reclassification and exchange adjustments	6,430	992	318	(788)	-	(151)	6,801
Credited to consolidated income statement	46,634	86,658	11,425	35,321	45,600	-	225,638
Credited to share-based compensation reserve	-	-	-	-	45,774	-	45,774
At March 31, 2021	575,678	1,402,449	95,993	186,454	108,945	1,085	2,370,604
Reclassification and exchange adjustments	8,426	(38,289)	3,013	(5,636)	(64)	(484)	(33,034)
Credited/(charged) to consolidated income statement	167,935	23,735	33,257	19,040	(20,835)	-	223,132
Charged to share-based compensation reserve	-	-	-	-	(29,371)	-	(29,371)
At March 31, 2022	752,039	1,387,895	132,263	199,858	58,675	601	2,531,331

Deferred income tax assets are recognized for deductible temporary differences and tax losses carried forward to the extent that realization of the related tax benefit through the future taxable profits is probable.

Notes to the financial statements

19 DEFERRED INCOME TAX ASSETS AND LIABILITIES *(continued)*

(a) *(continued)*

At March 31, 2022, the Group did not recognize deferred income tax assets in respect of deductible temporary differences of approximately US\$2,471,851,000 (2021: US\$1,841,623,000) and tax losses of approximately US\$2,797,660,000 (2021: US\$2,667,943,000) that can be carried forward against future taxable income, of which, tax losses of US\$1,405,442,000 (2021: US\$1,269,280,000) can be carried forward indefinitely. The remaining balances of tax losses will expire as follows:

	2022 US\$' 000	2021 US\$' 000
Expiring in		
- 2021	-	321,978
- 2022	195,433	185,616
- 2023	308,289	297,610
- 2024	35,914	79,408
- 2025	208,061	175,976
- 2026	203,512	250,998
- 2027	324,843	17,618
- 2028	2,977	3,198
- 2029	14	187
- 2030	109,868	66,074
- 2031	3,307	-
	1,392,218	1,398,663

19 DEFERRED INCOME TAX ASSETS AND LIABILITIES *(continued)*

(b) The movements in deferred income tax liabilities (prior to offsetting of balances within the same tax jurisdiction), analyzed by major components, during the year are as follows:

	Intangible valuation US\$'000	Undistributed earnings US\$'000	Property valuation US\$'000	Accelerated tax depreciation US\$'000	Others US\$'000	Total US\$'000
At April 1, 2020	128,268	81,794	1,737	161,002	2,813	375,614
Reclassification and exchange adjustments	(1,447)	(768)	1,936	9,642	(97)	9,266
(Credited)/charged to consolidated income statement	(16,782)	17,434	-	18,999	10,462	30,113
Charged to other comprehensive income	-	-	-	-	683	683
Acquisition of subsidiaries	1,446	-	-	-	-	1,446
At March 31, 2021	111,485	98,460	3,673	189,643	13,861	417,122
Reclassification and exchange adjustments	(975)	(5,569)	(2,139)	(19,548)	(1,347)	(29,578)
(Credited)/charged to consolidated income statement	(25,291)	20,933	-	10,466	17,195	23,303
Credited to other comprehensive income	-	-	-	-	(712)	(712)
At March 31, 2022	85,219	113,824	1,534	180,561	28,997	410,135

Notes to the financial statements

20 FINANCIAL ASSETS

(a) Financial assets at FVPL

	2022 US\$' 000	2021 US\$' 000
At the beginning of the year	805,013	494,807
Exchange adjustment	23,876	37,570
Fair value change recognized in profit or loss	135,075	201,597
Additions	256,461	210,661
Disposals	(116,017)	(139,622)
At the end of the year	1,104,408	805,013
Listed equity securities:		
- In Hong Kong S.A.R. of China	7,824	42,613
- Outside Hong Kong S.A.R. of China	247,436	312,451
	255,260	355,064
Unlisted equity securities	849,148	449,949
	1,104,408	805,013

(b) Financial assets at FVOCI

	2022 US\$' 000	2021 US\$' 000
At the beginning of the year	84,796	56,136
Exchange adjustment	(1,948)	4,059
Fair value change recognized in other comprehensive income	(18,776)	(4,398)
Additions	2,000	29,556
Disposals	(1,500)	(557)
At the end of the year	64,572	84,796
Listed equity securities:		
- In Hong Kong S.A.R. of China	16,136	14,211
- Outside Hong Kong S.A.R. of China	29,156	42,703
	45,292	56,914
Unlisted equity securities	19,280	27,882
	64,572	84,796

21 INVENTORIES

	2022 US\$' 000	2021 US\$' 000
Raw materials and work-in-progress	5,527,420	4,155,268
Finished goods	2,315,797	1,920,660
Service parts	457,441	304,648
	8,300,658	6,380,576

22 RECEIVABLES

(a) Customers are generally granted credit terms ranging from 0 to 120 days. Aging analysis of trade receivables of the Group at the balance sheet date, based on invoice date, is as follows:

	2022 US\$' 000	2021 US\$' 000
0 - 30 days	8,908,669	6,301,112
31 - 60 days	1,392,704	1,315,788
61 - 90 days	433,934	457,658
Over 90 days	560,864	468,473
	11,296,171	8,543,031
Less: loss allowance	(106,620)	(145,206)
Trade receivables - net	11,189,551	8,397,825

At March 31, 2022, trade receivables, net of loss allowance, of US\$784,900,000 (2021: US\$562,648,000) were past due. The aging of these receivables, based on due date, is as follows:

	2022 US\$' 000	2021 US\$' 000
Within 30 days	430,225	332,784
31 - 60 days	191,093	95,211
61 - 90 days	59,715	53,241
Over 90 days	103,867	81,412
	784,900	562,648

Notes to the financial statements

22 RECEIVABLES (continued)

(a) (continued)

Movements in the loss allowance of trade receivables are as follows:

	2022 US\$' 000	2021 US\$' 000
At the beginning of the year	145,206	95,456
Exchange adjustment	(357)	(4,954)
Increase in loss allowance recognized in profit or loss	90,311	142,663
Uncollectible receivables written off	(27,267)	(53,366)
Unused amounts reversed in profit or loss	(101,273)	(34,593)
At the end of the year	106,620	145,206

(b) Notes receivable of the Group are bank accepted notes mainly with maturity dates within six months.

(c) Details of deposits, prepayments and other receivables are as follows:

	2022 US\$' 000	2021 US\$' 000
Deposits	97,428	16,731
Other receivables	3,699,539	3,787,734
Prepayments	1,217,325	1,173,036
	5,014,292	4,977,501

Note: Other receivables mainly comprise amounts due from subcontractors for components sold in the ordinary course of business.

(d) The carrying amounts of trade receivables, notes receivable, deposits and other receivables approximate their fair values. The maximum exposure to credit risk at the balance sheet date is the fair value of each class of receivable mentioned above.

23 BANK DEPOSITS AND CASH AND CASH EQUIVALENTS

	2022 US\$'000	2021 US\$'000
Bank deposits		
- maturing between three to twelve months	34,205	13,211
- restricted bank balances	58,308	46,174
	92,513	59,385
Cash and cash equivalents		
- cash at bank and in hand	3,615,383	3,068,385
- money market funds	314,904	-
	3,930,287	3,068,385
	4,022,800	3,127,770
Maximum exposure to credit risk	4,022,800	3,127,770
Effective annual interest rates	0%-11.75%	0%-2.75%

24 PAYABLES

- (a) Aging analysis of trade payables of the Group at the balance sheet date, based on invoice date, is as follows:

	2022 US\$'000	2021 US\$'000
0 - 30 days	7,217,768	6,824,377
31 - 60 days	2,401,203	2,049,369
61 - 90 days	920,426	949,294
Over 90 days	496,527	397,756
	11,035,924	10,220,796

- (b) Notes payable of the Group are mainly repayable within three months.
- (c) The carrying amounts of trade payables and notes payable approximate their fair values.

Notes to the financial statements

25 PROVISIONS, OTHER PAYABLES AND ACCRUALS

(a) Details of other payables and accruals are as follows:

	2022 US\$' 000	2021 US\$' 000
Accruals	4,441,470	3,385,903
Allowance for billing adjustments (i)	3,599,717	2,464,020
Written put option liabilities (Note 27(b)(ii))	-	324,277
Other payables (ii)	7,558,629	6,870,636
Lease liabilities	145,095	133,662
	15,744,911	13,178,498

Notes:

- (i) Allowance for billing adjustments relates primarily to allowances for future volume discounts, price protection, rebates, and customer sales returns.
- (ii) Majority of other payables are obligations to pay for finished goods and services that have been acquired in the ordinary course of business from subcontractors.
- (iii) The carrying amounts of other payables and accruals approximate their fair values.

25 PROVISIONS, OTHER PAYABLES AND ACCRUALS *(continued)*

(b) The components of provisions of the Group are as follows:

	Warranty US\$'000	Environmental restoration US\$'000	Total US\$'000
Year ended March 31, 2021			
At the beginning of the year	974,839	35,604	1,010,443
Exchange adjustment	42,328	(431)	41,897
Provisions made	992,112	18,172	1,010,284
Amounts utilized	(835,397)	(21,195)	(856,592)
	1,173,882	32,150	1,206,032
Long-term portion classified as non-current liabilities	(266,313)	(29,339)	(295,652)
At the end of the year	907,569	2,811	910,380
Year ended March 31, 2022			
At the beginning of the year	1,173,882	32,150	1,206,032
Exchange adjustment	(1,053)	(2,656)	(3,709)
Provisions made	983,035	26,367	1,009,402
Amounts utilized	(936,966)	(25,074)	(962,040)
	1,218,898	30,787	1,249,685
Long-term portion classified as non-current liabilities	(242,776)	(26,797)	(269,573)
At the end of the year	976,122	3,990	980,112

The Group records its warranty liability at the time of sales based on estimated costs. Warranty claims are reasonably predictable based on historical failure rate information. The warranty accrual is reviewed quarterly to verify it properly reflects the outstanding obligation over the warranty period. Certain of these costs are reimbursable from the suppliers in accordance with the terms of relevant arrangements with them.

The Group records its environmental restoration provision at the time of sales based on estimated costs of environmentally-sound disposal of waste electrical and electronic equipment upon return from end-customers and with reference to the historical or projected future return rate. The environmental restoration provision is reviewed at least annually to assess its adequacy to meet the Group's obligation.

Notes to the financial statements

26 BORROWINGS

	2022 US\$' 000	2021 US\$' 000
Current liabilities		
Short-term loans (a)	57,427	58,190
Notes (b)	685,380	336,709
Convertible preferred shares (d)	45,115	303,372
	787,922	698,271
Non-current liabilities		
Long-term loan (a)	1,045	2,070
Notes (b)	1,990,888	2,673,688
Convertible bonds (c)	641,415	623,824
	2,633,348	3,299,582
	3,421,270	3,997,853

Notes:

(a) Majority of the short-term and long-term loans are denominated in United States dollars. At March 31, 2022, the Group has total revolving and short-term loan facilities of US\$3,154 million (2021: US\$3,029 million) which has been utilized to the extent of US\$54 million (2021: US\$47 million).

(b)

Issue date	Outstanding principal amount	Term	Interest rate per annum	Due date	2022 US\$' 000	2021 US\$' 000
March 16, 2017	US\$337 million	5 years	3.875%	March 2022	-	336,709
March 29, 2018	US\$687 million	5 years	4.75%	March 2023	685,380	683,982
April 24, 2020 and May 12, 2020	US\$1 billion	5 years	5.875%	April 2025	999,397	999,199
November 2, 2020	US\$1 billion	10 years	3.421%	November 2030	991,491	990,507
					2,676,268	3,010,397

(c) On January 24, 2019, the Company completed the issuance of 5-Year US\$675 million convertible bonds bearing annual interest at 3.375% due in January 2024 ("the Bonds") to third party professional investors ("the bondholders"). The proceeds were used to repay previous notes and for general corporate purposes. The bondholders have the right, at any time on or after 41 days after the date of issue and up to the 10th day prior to the maturity date, to convert part or all of the outstanding principal amount of the Bonds into ordinary shares of the Company at a conversion price of HK\$7.99 per share, subject to adjustments. The conversion price was adjusted to HK\$6.87 per share effective on December 1, 2021. Assuming full conversion of the Bonds at the adjusted conversion price of HK\$6.87 per share, the Bonds will be convertible into 769,980,531 shares.

The initial fair value of the liability portion of the bond was determined using a market interest rate for an equivalent non-convertible bond at the issue date. The liability is subsequently recognized on an amortized cost basis until extinguished on conversion or maturity of the bonds. The remainder of the proceeds is allocated to the conversion option and recognized in shareholders' equity, net of income tax, and not subsequently remeasured.

The outstanding principal amount of the Bonds is repayable by the Company upon the maturity of the Bonds on January 24, 2024, if not previously redeemed, converted or purchased and cancelled. On January 24, 2021, the bondholders had the right, at the bondholders' option, to require the Company to redeem part or all of the Bonds on January 24, 2021 at their principal amount and US\$0.5 million were redeemed. The remaining principal amount of the Bonds has been reclassified to non-current liabilities as a result of the lapse of the redemption option.

The Group expects that it will be able to meet its redemption obligations based on the financial position of the Group had conversion of the Bonds not exercised on maturity.

26 BORROWINGS (continued)

- (d) On June 21, 2019, the Group completed the issuance of 2,054,791 convertible preferred shares through its wholly owned subsidiary, Lenovo Enterprise Technology Company Limited ("LETCL"). The convertible preferred shares are convertible to 20% of the enlarged issued ordinary share capital of LETCL on an as-converted and fully-diluted basis. The holders of the convertible preferred shares will be entitled cash dividends of 4% per annum payable semi-annually on the original subscription price until December 31, 2023. The Group has purchased 136,986 convertible preferred shares during the year ended March 31, 2021 at the consideration of approximately US\$17 million.

During the year, due to the occurrence of certain specified conditions, the holders of convertible preferred shares have the right to require LETCL to redeem or the Company to purchase all of their convertible preferred shares at the predetermined consideration. Holders of 1,643,833 convertible preferred shares have exercised their rights and the Group has purchased these convertible preferred shares at the consideration of approximately US\$254 million.

The aggregate number of 1,780,819 convertible preferred shares purchased by the Group were converted into ordinary shares of LETCL during the year.

During the year, additional 54,794 convertible preferred shares have been issued as dividend shares. At March 31, 2022, 328,766 convertible preferred shares remained outstanding, representing 3.20% of the enlarged issued ordinary share capital of LETCL on an as-converted and fully diluted basis.

The Group expects that it will be able to meet its redemption obligations based on the financial position of the Group had conversion of these convertible preferred shares not exercised.

The exposure of all the borrowings of the Group to interest rate changes and the contractual repricing dates at March 31, 2022 and 2021 are as follows:

	2022 US\$'000	2021 US\$'000
Within 1 year	787,922	698,271
Over 1 to 2 years	642,460	685,008
Over 2 to 5 years	999,397	1,624,067
Over 5 years	991,491	990,507
	3,421,270	3,997,853

The fair values of the notes and convertible bonds at March 31, 2022 were US\$2,661 million and US\$904 million respectively (2021: US\$3,215 million and US\$1,140 million respectively). The carrying amounts of other borrowings are either at fair value or approximate their fair values as the impact of discounting is not significant.

Notes to the financial statements

26 BORROWINGS (continued)

Total bank facilities of the Group are as follows:

	Total facilities		Utilized amounts	
	2022 US\$' 000	2021 US\$' 000	2022 US\$' 000	2021 US\$' 000
Revolving loans	2,000,000	2,000,000	-	-
Short-term loans	1,154,439	1,028,706	53,800	46,958
Foreign exchange contracts	12,522,372	12,022,799	12,446,610	11,975,409
Other trade finance facilities	4,053,446	2,002,760	2,812,538	1,637,437
	19,730,257	17,054,265	15,312,948	13,659,804

All borrowings are unsecured and the effective annual interest rates at March 31, 2022 and 2021 are as follows:

	United States dollar	
	2022	2021
Short-term and long-term loans	1.08%-4.35%	1.72%-5.85%
Convertible bonds	6.15%	6.15%

27 OTHER NON-CURRENT LIABILITIES

	2022 US\$' 000	2021 US\$' 000
Deferred consideration (a)	25,072	25,072
Written put option liabilities (b)	528,060	518,499
Lease liabilities	262,902	333,264
Environmental restoration (Note 25(b))	26,797	29,339
Government incentives and grants received in advance (c)	75,787	66,234
Others	355,383	463,748
	1,274,001	1,436,156

27 OTHER NON-CURRENT LIABILITIES (continued)

Notes:

- (a) Pursuant to the joint venture agreement entered into with NEC Corporation, the Group is required to pay in cash to NEC Corporation deferred consideration. At March 31, 2022, the potential undiscounted amount of future payment in respect of the deferred consideration that the Group could be required to make amounted to US\$25 million (2021: US\$25 million).
- (b) (i) Pursuant to the joint venture agreement entered into between the Company and Fujitsu Limited ("Fujitsu"), the Company and Fujitsu are respectively granted call and put options which entitle the Company to purchase from Fujitsu and Development Bank of Japan ("DBJ"), or Fujitsu and DBJ to sell to the Company, the 49% interest in FCCL. Both options will be exercisable following the fifth anniversary of the date of completion. The exercise price for the call and put options will be determined based on the fair value of the 49% interest as of the day of exercising the option.
- (ii) During the year ended March 31, 2019, Hefei Zhi Ju Sheng Bao Equity Investment Co., Ltd ("ZJSB") acquired the 49% interest in a joint venture company ("JV Co") from Compal Electronics, Inc. The Company and ZJSB respectively own 51% and 49% of the interest in the JV Co. Pursuant to the option agreement entered into between a wholly owned subsidiary of the Group and Hefei Yuan Jia Start-up Investment LLP ("Yuan Jia"), which holds 99.31% interest in ZJSB, the Group and Yuan Jia are respectively granted call and put options which entitle the Group to purchase from Yuan Jia, or Yuan Jia to sell to the Group, the 99.31% interest in ZJSB.

During the option exercise period, Yuan Jia notified the Group of its intention to exercise its put option. On December 28, 2021, ZJSB, Yuan Jia and the Group entered into an agreement pursuant to which ZJSB transferred 39% interest in the JV Co to the Group at an exercise price of RMB1,895 million (approximately US\$297 million). Upon completion on January 10, 2022, the Company and ZJSB respectively owns 90% and 10% of the interest in the JV Co.

Yuan Jia continues to hold 99.31% interest in ZJSB and is subject to a new option agreement whereby the Group and Yuan Jia are respectively granted call and put options which entitle the Group to purchase from Yuan Jia, or Yuan Jia to sell to the Group, the 99.31% interest in ZJSB. The call and put options will be exercisable after 54 months and from the 48 months to the 54 months respectively from the date of the new option agreement. The exercise price for the call and put options will be determined in accordance with the new option agreement, and up to a maximum of RMB500 million (approximately US\$79 million).

The financial liability that may become payable under the put option is initially recognized at present value of redemption amount within other non-current liabilities with a corresponding charge directly to equity, as a put option written on non-controlling interest.

The put option liability shall be re-measured as a result of the change in the expected performance at each balance sheet date, with any resulting gain or loss recognized in the consolidated income statement. In the event that the put option lapses unexercised, the liability will be derecognized with a corresponding adjustment to equity.

- (c) Government incentives and grants received in advance by certain group companies included in other non-current liabilities mainly relate to research and development projects and construction of property, plant and equipment. These group companies are obliged to fulfill certain conditions under the terms of the government incentives and grants. The government incentives and grants, upon fulfillment of those conditions, are credited to the consolidated income statement immediately or recognized on a straight line basis over the expected life of the related assets.

Notes to the financial statements

28 SHARE CAPITAL

	2022		2021	
	Number of shares	US\$' 000	Number of shares	US\$' 000
Issued and fully paid:				
Voting ordinary shares:				
At the beginning of the year	12,041,705,614	3,203,913	12,014,791,614	3,185,923
Issue of warrant shares	-	-	26,914,000	17,990
At the end of the year	12,041,705,614	3,203,913	12,041,705,614	3,203,913

Long-term incentive program

A performance-related long-term incentive program was approved on May 26, 2005 for the purpose of rewarding and motivating directors, executives and top-performing employees of the Company and its subsidiaries (the "Participants"). The long-term incentive program is designed to enable the Company to attract and retain the best available personnel, and encourage and motivate Participants to work towards enhancing the value of the Company and its shares by aligning their interests with those of the shareholders of the Company.

The Company also approved a share-based compensation package for non-executive directors.

Under the long-term incentive program, the Company may grant awards, at its discretion, using any of the two types of equity-based compensation: (i) share appreciation rights and (ii) restricted share units, which are described below:

(i) Share Appreciation Rights ("SARs")

An SAR entitles the holder to receive the appreciation in value of the Company's share price above a predetermined level.

(ii) Restricted Share Units ("RSUs")

An RSU equals to the value of one ordinary share of the Company. Once vested, an RSU is converted to an ordinary share.

Under the two types of compensation, the Company reserves the right, at its discretion, to settle the award in cash or ordinary shares of the Company.

28 SHARE CAPITAL (continued)

Long-term incentive program (continued)

Movements in the number of units of award granted during the year and their related weighted average fair values are as follows:

	Number of units	
	SARs	RSUs
Outstanding at April 1, 2020	1,168,850,235	537,129,247
Granted during the year	777,991,660	395,749,492
Vested during the year	(766,516,032)	(358,490,323)
Cancelled during the year	(72,718,578)	(35,268,323)
Outstanding at March 31, 2021	1,107,607,285	539,120,093
Granted during the year	300,485,737	280,501,462
Vested during the year	(756,046,576)	(390,776,616)
Cancelled during the year	(77,958,404)	(30,166,210)
Outstanding at March 31, 2022	574,088,042	398,678,729
Average fair value per unit (HK\$)		
- At March 31, 2021	0.71	4.69
- At March 31, 2022	1.34	7.71

The fair values of the SARs awarded under the long-term incentive program were calculated by applying a Black-Scholes pricing model. For the year ended March 31, 2022, the model inputs were the fair value (i.e. market value) of the Company's shares at the grant date, taking into account the expected volatility of 40.6 percent (2021: 32.82 percent), expected dividends during the vesting periods of 4.00 percent (2021: 4.75 percent), contractual life of 4.4 years (2021: 4.4 years), and a risk-free interest rate of 0.44 percent (2021: 0.39 percent).

The remaining vesting periods of the awards under the long-term incentive program at March 31, 2022 ranged from 0.14 to 2.92 years (2021: 0.15 to 2.84 years).

Notes to the financial statements

29 BALANCE SHEET AND MOVEMENT OF RESERVES OF THE COMPANY

(a) Balance sheet of the Company


	At March 31	
	2022 US\$' 000	2021 US\$' 000
Non-current assets		
Property, plant and equipment	602	1,398
Right-of-use assets	3,591	561
Intangible assets	185	425
Interest in an associate	1,887	1,887
Investments in subsidiaries	12,395,100	9,676,753
Financial assets at FVPL	54,597	35,633
Financial assets at FVOCI	17,267	15,080
	12,473,229	9,731,737
Current assets		
Derivative financial assets	858	179
Deposits, prepayments and other receivables	274,145	292,028
Amounts due from subsidiaries	7,487,005	6,802,788
Income tax recoverable	4,564	-
Cash and cash equivalents	17,961	185,150
	7,784,533	7,280,145
Total assets	20,257,762	17,011,882

29 BALANCE SHEET AND MOVEMENT OF RESERVES OF THE COMPANY (continued)

(a) Balance sheet of the Company (continued)

	At March 31	
	2022 US\$'000	2021 US\$'000
Share capital	3,203,913	3,203,913
Reserves (Note 29(b))	1,437,588	1,565,116
Total equity	4,641,501	4,769,029
Non-current liabilities		
Borrowings	2,632,303	3,297,512
Deferred income tax liabilities	5,044	1,345
Other non-current liabilities	27,783	25,579
	2,665,130	3,324,436
Current liabilities		
Derivative financial liabilities	348	202
Other payables and accruals	113,724	91,269
Borrowings	685,380	336,709
Amounts due to subsidiaries	12,151,679	8,490,237
	12,951,131	8,918,417
Total liabilities	15,616,261	12,242,853
Total equity and liabilities	20,257,762	17,011,882

On behalf of the Board



Yang Yuanqing
Chairman and Chief Executive Officer



Zhu Linan
Director

Notes to the financial statements

29 BALANCE SHEET AND MOVEMENT OF RESERVES OF THE COMPANY *(continued)*

(b) Movement of reserves of the Company

The changes in the reserves of the Company during the years ended March 31, 2022 and 2021 are as follows:

	Investment revaluation reserve US\$' 000	Share- based compensation reserve US\$' 000	Exchange reserve US\$' 000	Other reserves US\$' 000	Retained earnings US\$' 000	Total US\$' 000
At April 1, 2020	(23,573)	287,575	10,204	79,557	1,227,188	1,580,951
Profit for the year	-	-	-	-	562,621	562,621
Other comprehensive income	3,280	-	-	-	-	3,280
Total comprehensive income for the year	3,280	-	-	-	562,621	565,901
Vesting of shares under long-term incentive program	-	(472,153)	-	-	-	(472,153)
Share-based compensation	-	291,737	-	-	-	291,737
Settlement of bonus through long- term incentive program	-	34,444	-	-	-	34,444
Redemption of convertible bonds	-	-	-	(57)	56	(1)
Dividends paid	-	-	-	-	(435,763)	(435,763)
At March 31, 2021	(20,293)	141,603	10,204	79,500	1,354,102	1,565,116
Profit for the year	-	-	-	-	720,375	720,375
Other comprehensive income	1,777	-	-	-	-	1,777
Total comprehensive income for the year	1,777	-	-	-	720,375	722,152
Vesting of shares under long-term incentive program	-	(751,269)	-	-	-	(751,269)
Share-based compensation	-	368,921	-	-	-	368,921
Settlement of bonus through long- term incentive program	-	27,781	-	-	-	27,781
Transfer of investment revaluation reserve upon disposal of financial assets at FVOCI to retained earnings	20	-	-	-	(20)	-
Dividends paid	-	-	-	-	(495,113)	(495,113)
At March 31, 2022	(18,496)	(212,964)	10,204	79,500	1,579,344	1,437,588

30 SIGNIFICANT RELATED PARTY TRANSACTIONS

(a) The Group had the following significant related party transactions in the normal course of business during the year:

	2022 US\$'000	2021 US\$'000
閃聯信息技術工程中心有限公司 (IGRS Engineering Lab Limited) (an associate) (i) - Purchase of goods	24,767	7,186
異能者(南京)電子科技有限公司 (Superman (Nanjing) Electronic Technology Limited) (an associate) (i) - Purchase of goods	6,720	420
- Sale of goods	7,345	2,700
浙江恆雲智聯數字科技有限公司 (Zhejiang Hengyun Zhilian Digital Technology Co., Ltd.) (an associate) (i) - Sale of goods	11,605	1,179
來酷智能科技(南京)有限公司 (Lecco Smart Technology (Nanjing) Limited) (an associate) (i) - Sale of goods	7,974	-

Note:

(i) The English name of the company is a direct translation or transliteration of its Chinese registered name.

(b) Key management compensation

Details on key management compensation are set out as below. The emoluments shown below include one (2021: one) director and thirteen (2021: twelve) senior management during the year.

	2022 US\$'000	2021 US\$'000
Basic salaries, allowances, and other benefits-in-kind	11,544	11,295
Discretionary bonuses	44,172	39,002
Retirement payments and employer's contribution to pension schemes	21,461	5,220
Long-term incentive awards	94,509	75,521
Others	4,077	2,301
	175,763	133,339

Notes to the financial statements

31 CAPITAL COMMITMENTS

Apart from disclosed elsewhere in these financial statements, on March 31, 2022 and 2021, the Group had the following other capital commitments:

	2022 US\$' 000	2021 US\$' 000
Contracted but not provided for:		
- Property, plant and equipment	178,997	131,073
- Intangible assets	964	2,927
- Investment in financial assets	11,138	7,578
	191,099	141,578

32 CONTINGENT LIABILITIES

The Group, in the ordinary course of its business, is involved in various claims, suits, investigations, and legal proceedings that arise from time to time. Although the Group does not expect that the outcome in any of these legal proceedings, individually or collectively, will have a material adverse effect on its financial position or results of operations, litigation is inherently unpredictable. Therefore, the Group could incur judgments or enter into settlements of claims that could adversely affect its operating results or cash flows in a particular period.

33 RECONCILIATION OF PROFIT BEFORE TAXATION TO NET CASH GENERATED FROM OPERATIONS

	2022 US\$' 000	2021 US\$' 000
Profit before taxation	2,767,731	1,774,198
Share of losses of associates and joint ventures	6,912	32,323
Finance income	(56,458)	(34,754)
Finance costs	362,384	408,640
Depreciation of property, plant and equipment	344,498	301,483
Depreciation of right-of-use assets	136,993	99,795
Amortization of intangible assets	782,873	658,740
Impairment of intangible assets	31,434	52,606
Impairment of property, plant and equipment	10,189	-
Share-based compensation	368,921	291,737
Loss/(gain) on disposal of property, plant and equipment	2,265	(110,004)
Loss on disposal of intangible assets	8,399	1,574
Dilution gain on interest in an associate	-	(31,374)
Gain on deemed disposal of subsidiaries	-	(2,964)
Gain on disposal of subsidiaries	(32,303)	(36,029)
Fair value change on bonus warrants	-	(1,138)
Fair value change on financial instruments	70,980	(1,201)
Fair value change on financial assets at FVPL	(135,075)	(201,597)
Fair value change on a financial liability at FVPL	12,618	13,721
Dividend income	(4,285)	(1,897)
Increase in inventories	(1,925,105)	(1,481,367)
Increase in trade receivables, notes receivable, deposits, prepayments and other receivables	(2,795,512)	(3,646,837)
Increase in trade payables, notes payable, provisions, other payables and accruals	5,086,067	6,789,649
Effect of foreign exchange rate changes	78,508	(289,309)
Net cash generated from operations	5,122,034	4,585,995

Notes to the financial statements

33 RECONCILIATION OF PROFIT BEFORE TAXATION TO NET CASH GENERATED FROM OPERATIONS *(continued)*

(a) Reconciliation of financing liabilities

This section sets out an analysis of financing liabilities and the movements in financing liabilities for the years presented.

Financing liabilities	2022 US\$' 000	2021 US\$' 000
Short-term loans – current	57,427	58,190
Long-term loan – non-current	1,045	2,070
Notes – current	685,380	336,709
Notes – non-current	1,990,888	2,673,688
Convertible bonds – non-current	641,415	623,824
Convertible preferred shares – current	45,115	303,372
Lease liabilities – current	145,095	133,662
Lease liabilities – non-current	262,902	333,264
	3,829,267	4,464,779
Short-term loans – variable interest rates	56,400	39,672
Short-term loans – fixed interest rates	1,027	18,518
Long-term loan – fixed interest rates	1,045	2,070
Notes – fixed interest rates	2,676,268	3,010,397
Convertible bonds – fixed interest rates	641,415	623,824
Convertible preferred shares – fair value	45,115	303,372
Lease liabilities – fixed interest rates	407,997	466,926
	3,829,267	4,464,779

33 RECONCILIATION OF PROFIT BEFORE TAXATION TO NET CASH GENERATED FROM OPERATIONS *(continued)*

(a) Reconciliation of financing liabilities *(continued)*

	Short-term loans current	Long-term loan non-current	Notes non-current	Notes non-current	Convertible bonds current	Convertible bonds non-current	Convertible preferred shares current	Convertible preferred shares non-current	Lease liabilities current	Lease liabilities non-current	Total
	US\$ '000	US\$ '000	US\$ '000	US\$ '000	US\$ '000	US\$ '000	US\$ '000	US\$ '000	US\$ '000	US\$ '000	US\$ '000
Financing liabilities at											
April 1, 2020	2,124,562	3,079	563,249	1,243,714	607,169	-	-	317,826	91,976	346,806	5,298,381
Proceeds from borrowings	4,925,628	-	-	-	-	-	-	-	-	-	4,925,628
Repayments of borrowings	(7,005,300)	-	-	-	-	-	-	-	-	-	(7,005,300)
Repayment of notes	-	-	(565,643)	(225,912)	-	-	-	-	-	-	(791,555)
Repurchase of convertible preferred shares	-	-	-	-	-	-	-	(16,575)	-	-	(16,575)
Redemption of convertible bonds	-	-	-	-	-	(500)	-	-	-	-	(500)
Transfer	1,009	(1,009)	336,709	(336,709)	(619,537)	619,537	303,372	(303,372)	107,474	(107,474)	-
Issue of notes	-	-	-	2,003,500	-	-	-	-	-	-	2,003,500
Issuing costs of notes	-	-	-	(14,383)	-	-	-	-	-	-	(14,383)
Principal elements of lease payments	-	-	-	-	-	-	-	-	(165,150)	-	(165,150)
Acquisition of a subsidiary	1,770	-	-	-	-	-	-	-	-	-	1,770
Dividends paid	-	-	-	-	-	-	-	(11,600)	-	-	(11,600)
Foreign exchange adjustments	292	-	2,058	-	-	-	-	-	13,907	5,474	21,731
Other non-cash movements	10,229	-	336	3,478	12,368	4,787	-	13,721	85,455	88,458	218,832
Financing liabilities at											
March 31, 2021	58,190	2,070	336,709	2,673,688	-	623,824	303,372	-	133,662	333,264	4,464,779
Proceeds from borrowings	10,311,552	-	-	-	-	-	-	-	-	-	10,311,552
Repayments of borrowings	(10,304,211)	-	-	-	-	-	-	-	-	-	(10,304,211)
Repayment of notes	-	-	(337,309)	-	-	-	-	-	-	-	(337,309)
Repurchase of convertible preferred shares	-	-	-	-	-	-	(254,490)	-	-	-	(254,490)
Transfer	1,025	(1,025)	685,380	(685,380)	-	-	-	-	131,342	(131,342)	-
Principal elements of lease payments	-	-	-	-	-	-	-	-	(146,485)	-	(146,485)
Disposal of a subsidiary	(9,319)	-	-	-	-	-	-	-	-	-	(9,319)
Dividends paid	-	-	-	-	-	-	(16,385)	-	-	-	(16,385)
Foreign exchange adjustments	190	-	-	-	-	-	-	-	2,358	3,152	5,700
Other non-cash movements	-	-	600	2,580	-	17,591	12,618	-	24,218	57,828	115,435
Financing liabilities at											
March 31, 2022	57,427	1,045	685,380	1,990,888	-	641,415	45,115	-	145,095	262,902	3,829,267

Notes to the financial statements

34 RETIREMENT BENEFIT OBLIGATIONS

	2022 US\$' 000	2021 US\$' 000
Pension obligation included in non-current liabilities		
Pension benefits	312,176	401,699
Post-employment medical benefits	28,366	30,206
	340,542	431,905
Expensed in consolidated income statement		
Pension benefits (Note 9)	19,561	26,157
Post-employment medical benefits	1,289	894
	20,850	27,051
Remeasurements for:		
Defined pension benefits	(56,173)	(37,211)
Post-employment medical benefits	(2,021)	1,476
	(58,194)	(35,735)

The Group's largest pension liabilities are now in Germany. The Group operates a sectionalized plan that has both defined contribution and defined benefit features in Germany, including benefits based on a final pay formula. This plan is closed to new entrants. The defined benefit plan for Motorola Mobility in Germany contains no employees, only a large number of retirees and former employees with benefits which have vested, but where payment will be deferred until they retire.

The Group continues to maintain significant pension liabilities in Japan, where a cash balance benefit is provided for substantially all employees.

In the US, the defined benefit plan is closed to new entrants, and now covers only less than 1.0% of employees. There is also a supplemental defined benefit plan that covers certain executives.

The Group also operates final salary defined benefit plans in a number of countries as a result of past acquisitions.

The Group's major plans are valued by qualified actuaries annually using the projected unit credit method.

Actuarial gains and losses arising from experience adjustments and changes in actuarial assumptions are charged or credited to other comprehensive income in the period in which they arise.

34 RETIREMENT BENEFIT OBLIGATIONS (continued)

(a) Pension benefits

The amounts recognized in the consolidated balance sheet are determined as follows:

	2022 US\$'000	2021 US\$'000
Present value of funded obligations	554,263	641,174
Fair value of plan assets	(409,527)	(444,172)
Deficit of funded plans	144,736	197,002
Present value of unfunded obligations	167,440	204,697
Liability in the consolidated balance sheet	312,176	401,699
Representing:		
Pension benefits obligation	312,176	401,699

The principal actuarial assumptions used are as follows:

	2022	2021
Discount rate	0.5%-3.6%	0.3%-2.5%
Future salary increases	0%-3.0%	0%-3.0%
Future pension increases	0%-2.0%	0%-2.0%
Life expectancy for male aged 60	25	25
Life expectancy for female aged 60	26	26

The sensitivity of the defined benefit obligation to changes in the weighted principal assumptions is:

2022	Impact on defined benefit obligation		
	Change in assumption	Increase in assumption	Decrease in assumption
Discount rate	0.5%	Decrease by 6.6%	Increase by 7.2%
Salary growth rate	0.5%	Increase by 1.2%	Decrease by 1.8%
Pension growth rate	0.5%	Increase by 6.2%	Decrease by 6.1%
Life expectancy	1 year	Increase by 1.6%	Decrease by 1.6%

2021	Impact on defined benefit obligation		
	Change in assumption	Increase in assumption	Decrease in assumption
Discount rate	0.5%	Decrease by 7.3%	Increase by 8.3%
Salary growth rate	0.5%	Increase by 0.5%	Decrease by 1.1%
Pension growth rate	0.5%	Increase by 6.9%	Decrease by 6.5%
Life expectancy	1 year	Increase by 1.9%	Decrease by 2.0%

Notes to the financial statements

34 RETIREMENT BENEFIT OBLIGATIONS *(continued)*

(a) Pension benefits *(continued)*

The above sensitivity analyses are based on a change in an assumption while holding all other assumptions constant. In practice, this is unlikely to occur, and changes in some of the assumptions may be correlated. When calculating the sensitivity of the defined benefit obligation to significant actuarial assumptions the same method (present value of the defined benefit obligation calculated with the projected unit credit method at the end of the reporting period) has been applied as when calculating the pension liability recognized within the consolidated balance sheet.

The methods and types of assumptions used in preparing the sensitivity analysis did not change compared to the previous year.

(b) Post-employment medical benefits

The Group operates a number of post-employment medical benefit schemes, principally in the US. The method of accounting, assumptions and the frequency of valuations are similar to those used for defined benefit pension schemes.

The US plan (Lenovo Future Health Account Plan) is currently an unfunded plan, and benefits to eligible retirees and dependents will be made through general assets.

As post-employment medical benefits plan made no agreements on future benefit level changes, the changes in future medical cost trend rates have no effect on the liabilities for post-employment medical benefits.

The liability recognized in the consolidated balance sheet of US\$28,366,000 (2021: US\$30,206,000) represents the present value of unfunded obligations.

34 RETIREMENT BENEFIT OBLIGATIONS *(continued)*

(c) Additional information on post-employment benefits (pension and medical)

Plan assets of the Group comprise:

	2022			2021		
	Quoted US\$'000	Unquoted US\$'000	Total US\$'000	Quoted US\$'000	Unquoted US\$'000	Total US\$'000
Pension plan						
Equity instruments						
Information technology	2,418	-	2,418	2,610	-	2,610
Energy	316	-	316	270	-	270
Manufacturing	2,207	-	2,207	2,675	-	2,675
Others	9,150	-	9,150	10,240	-	10,240
	14,091	-	14,091	15,795	-	15,795
Debt instruments						
Government	84,314	-	84,314	108,187	-	108,187
Corporate bonds (investment grade)	59,985	-	59,985	79,419	-	79,419
Corporate bonds (Non-investment grade)	52,460	-	52,460	55,083	-	55,083
	196,759	-	196,759	242,689	-	242,689
Others						
Property	-	16,360	16,360	-	16,595	16,595
Qualifying insurance policies	-	61,365	61,365	-	76,232	76,232
Cash and cash equivalents	22,027	-	22,027	12,092	-	12,092
Investment funds	-	68,309	68,309	-	32,813	32,813
Structured bonds	-	24,893	24,893	-	42,356	42,356
Others	-	5,723	5,723	-	5,600	5,600
	22,027	176,650	198,677	12,092	173,596	185,688
	232,877	176,650	409,527	270,576	173,596	444,172

The long term strategic asset allocations of the plans are set and reviewed from time to time by the plans' trustees taking into account the membership, liability profile and the liquidity requirements of the plans.

The weighted average duration of the defined benefit obligation is 14.01 years.

Notes to the financial statements

34 RETIREMENT BENEFIT OBLIGATIONS *(continued)*

(c) Additional information on post-employment benefits (pension and medical) *(continued)*

Expected maturity analysis of undiscounted pension and post-employments medical benefits:

At March 31, 2022	Less than a year US\$' 000	Between 1-2 years US\$' 000	Between 2-5 years US\$' 000	Over 5 years US\$' 000	Total US\$' 000
Pension benefits	30,836	28,625	93,304	770,661	923,426
Post-employment medical benefits	1,339	1,500	5,414	34,934	43,187
Total	32,175	30,125	98,718	805,595	966,613

Pension and medical plan assets do not include any of the Company's ordinary shares or US real estate occupied by the Group (2021: nil).

Reconciliation of fair value of plan assets of the Group:

	Pension		Medical	
	2022 US\$' 000	2021 US\$' 000	2022 US\$' 000	2021 US\$' 000
Opening fair value	444,172	396,192	-	468
Exchange adjustment	(25,507)	29,379	-	1
Interest income	4,140	3,050	19	20
<i>Remeasurements:</i>				
Experience (loss)/gain	(17,780)	6,314	-	(118)
Contributions by the employer	23,497	26,326	1,123	447
Contributions by plan participants	1,933	1,698	-	-
Benefits paid	(20,928)	(18,787)	(1,142)	(818)
Closing fair value	409,527	444,172	-	-
Actual return on plan assets	(13,640)	9,364	19	(98)

Contributions of US\$22,056,000 are estimated to be made for the year ending March 31, 2023.

34 RETIREMENT BENEFIT OBLIGATIONS *(continued)*

(c) Additional information on post-employment benefits (pension and medical) *(continued)*

Reconciliation of movements in present value of defined benefit obligation of the Group:

	Pension		Medical	
	2022 US\$' 000	2021 US\$' 000	2022 US\$' 000	2021 US\$' 000
Opening defined benefit obligation	845,871	826,464	30,206	28,582
Exchange adjustment	(50,481)	42,417	15	170
Current service cost	16,897	22,733	454	453
Past service cost	-	(925)	-	-
Interest cost	7,829	6,223	854	461
<i>Remeasurements:</i>				
(Gain)/loss from changes in demographic assumptions	(495)	188	(2)	(22)
(Gain)/loss from changes in financial assumptions	(86,364)	(31,747)	(1,964)	1,424
Experience loss/(gain)	12,906	662	(55)	(44)
Contributions by plan participants	921	896	-	-
Benefits paid	(24,356)	(22,216)	(1,142)	(818)
Curtailement (gain)/loss	(1,025)	1,176	-	-
Closing defined benefit obligation	721,703	845,871	28,366	30,206

During the year, benefits of US\$3,428,000 were settled directly by the Group (2021: US\$3,429,000).

Summary of pensions and post-retirement medical benefits of the Group:

	2022 US\$' 000	2021 US\$' 000	2020 US\$' 000	2019 US\$' 000	2018 US\$' 000
Present value of defined benefit obligation	750,069	876,077	855,046	782,047	750,470
Fair value of plan assets	409,527	444,172	396,660	347,801	336,988
Deficit	340,542	431,905	458,386	434,246	413,482
Actuarial losses/(gains) arising on plan assets	17,780	(6,196)	(11,476)	(3,639)	(5,962)
Actuarial (gains)/losses arising on plan liabilities	(75,974)	(29,539)	57,751	29,280	25,759
	(58,194)	(35,735)	46,275	25,641	19,797

Notes to the financial statements

34 RETIREMENT BENEFIT OBLIGATIONS (continued)

(c) Additional information on post-employment benefits (pension and medical) (continued)

The amounts recognized in the consolidated income statement are as follows:

	Pension		Medical	
	2022 US\$' 000	2021 US\$' 000	2022 US\$' 000	2021 US\$' 000
Current service cost	16,897	22,733	454	453
Past service cost	-	(925)	-	-
Interest cost	7,829	6,223	854	461
Interest income	(4,140)	(3,050)	(19)	(20)
Curtailment (gain)/loss	(1,025)	1,176	-	-
Total expense recognized in the consolidated income statement	19,561	26,157	1,289	894

35 PRINCIPAL SUBSIDIARIES

The following includes the principal subsidiaries directly or indirectly held by the Company and, in the opinion of the directors, are significant to the results of the year or form a substantial portion of the net assets of the Group. The directors consider that giving details of other subsidiaries would result in particulars of excessive length.

Company name	Place of incorporation/ establishment	Issued and fully paid up capital/ registered capital	Percentage of issued share capital held		Principal activities
			2022	2021	
<i>Held directly:</i>					
聯想(北京)有限公司 (Lenovo (Beijing) Limited) ¹ (wholly foreign-owned enterprise)	Chinese Mainland	HK\$5,650,000,000	100%	100%	Manufacturing and distribution of IT products and provision of IT services
聯想(上海)有限公司 (Lenovo (Shanghai) Co., Ltd.) ¹ (wholly foreign-owned enterprise)	Chinese Mainland	HK\$400,000,000	100%	100%	Distribution of IT products and provision of IT services

35 PRINCIPAL SUBSIDIARIES (continued)

Company name	Place of incorporation/ establishment	Issued and fully paid up capital/ registered capital	Percentage of issued share capital held		Principal activities
			2022	2021	
<i>Held indirectly:</i>					
Fujitsu Client Computing Limited	Japan	JPY400,000,000	51%	51%	Manufacturing and distribution of IT products
聯寶(合肥)電子科技有限公司 (LCFC (Hefei) Electronics Technology Co., Ltd.) ¹ (wholly foreign-owned enterprise)	Chinese Mainland	US\$265,000,000	90%	51%	Manufacturing and distribution of IT products
Lenovo (Asia Pacific) Limited	Hong Kong S.A.R. of China	HK\$3,045,209,504.92	100%	100%	Investment holding and distribution of IT products
北京聯想軟件有限公司 (Beijing Lenovo Software Limited) ¹ (wholly foreign-owned enterprise)	Chinese Mainland	HK\$5,000,000	100%	100%	Provision of IT services and distribution of IT products
Lenovo (Australia & New Zealand) Pty Limited	Australia	AUD45,860,993.40	100%	100%	Distribution of IT products
Lenovo (Belgium) BV	Belgium	EUR1,317,700,834.94	100%	100%	Investment holding and distribution of IT products
聯想(北京)信息技術有限公司 (Lenovo (Beijing) Information Technology Limited) ¹ (wholly foreign-owned enterprise)	Chinese Mainland	US\$272,300,000.00	100% (iv)	100% (iv)	Investment holding and distribution of IT products
聯想(北京)電子科技有限公司 (Lenovo (Beijing) Electronic Technology Limited) ¹	Chinese Mainland	RMB150,000,000	100%	100%	Provision of IT services and distribution of IT products
Lenovo (Canada) Inc.	Canada	CAD100	100%	100%	Distribution of IT products
Lenovo Computer Limited	Hong Kong S.A.R. of China	HK\$2	100%	100%	Procurement agency and distribution of IT products
Lenovo (Denmark) ApS	Denmark	DKK126,000	100%	100%	Distribution of IT products

Notes to the financial statements

35 PRINCIPAL SUBSIDIARIES (continued)

Company name	Place of incorporation/ establishment	Issued and fully paid up capital/ registered capital	Percentage of issued share capital held		Principal activities
			2022	2021	
Lenovo (Deutschland) GmbH	Germany	EUR25,100	100%	100%	Distribution of IT products
Lenovo Enterprise Solutions (Singapore) Pte. Ltd.	Singapore	SGD55,958,592	100%	100%	Manufacturing and wholesaling of computers, computer hardware and peripheral equipment
Lenovo Enterprise Solutions LLC	Japan	JPY50,000,000	100%	100%	Distribution of IT products
Lenovo Enterprise Technology Company Limited	Hong Kong S.A.R. of China	US\$1,459,999,584 (ordinary shares) and US\$39,999,912 (convertible preferred shares)	100% (iv)	100% (iv)	Investment holding and distribution of IT products
Lenovo (France) SAS	France	EUR1,837,000	100%	100%	Distribution of IT products
Lenovo HK Services Limited	Hong Kong S.A.R. of China	HK\$2	100%	100%	Provision of business planning, management, global supply chain, financial accounting, and administration support services
Lenovo Global Technology (Asia Pacific) Limited	Hong Kong S.A.R. of China	US\$2,128,924.89	100%	100%	Investment holding and distribution of IT products
Lenovo Global Technology HK Limited	Hong Kong S.A.R. of China	US\$10,000,001	100%	100%	Procurement agency and distribution of IT products
Lenovo Global Technology (Hong Kong) Distribution Limited	Hong Kong S.A.R. of China	US\$1	100%	100%	Distribution of IT products

35 PRINCIPAL SUBSIDIARIES (continued)

Company name	Place of incorporation/ establishment	Issued and fully paid up capital/ registered capital	Percentage of issued share capital held		Principal activities
			2022	2021	
Lenovo Global Technologies International Limited	Hong Kong S.A.R. of China	US\$941,072,637	100%	100%	Investment holding and intellectual properties
Lenovo Global Technology (United States) Inc.	United States	US\$10	100%	100%	Provision of IT services and distribution of IT products
Lenovo (Hong Kong) Limited	Hong Kong S.A.R. of China	HK\$74,256,023	100%	100%	Distribution of IT products
惠陽聯想電子工業有限公司 (Lenovo (Huiyang) Electronic Industrial Co., Ltd.) ¹ (wholly foreign-owned enterprise)	Chinese Mainland	HK\$31,955,500	100%	100%	Manufacturing and distribution of IT products
Lenovo (India) Private Limited	India	INR8,607,471,514	100%	100%	Manufacturing and distribution of IT products
聯想信息產品(深圳)有限公司 (Lenovo Information Products (Shenzhen) Co. Ltd.) ¹ (limited liability company (wholly-owned entity))	Chinese Mainland	RMB643,966,800	100%	100%	Manufacturing and distribution of IT products
Lenovo (Israel) Ltd.	Israel	ILS132,853.12	100%	100%	Distribution of IT products
Lenovo (Italy) S.r.l	Italy	EUR100,000	100%	100%	Distribution of IT products
Lenovo Japan LLC	Japan	JPY100,000,000	95.10% (v)	95.10% (v)	Distribution of IT products
Lenovo Korea LLC	Korea	KRW3,580,940,000	100%	100%	Wholesale and retail trade of computer, peripheral equipment and software
Lenovo Mexico, S. de R.L. de C.V.	Mexico	MXN3,426,638,114	100%	100%	Distribution of IT products

Notes to the financial statements

35 PRINCIPAL SUBSIDIARIES (continued)

Company name	Place of incorporation/ establishment	Issued and fully paid up capital/ registered capital	Percentage of issued share capital held		Principal activities
			2022	2021	
摩托羅拉移動通信技術有限公司 (Motorola Mobile Communication Technology Ltd.) ¹ 前稱“聯想移動通信科技有限公司” (formerly known as “Lenovo Mobile Communication Technology Ltd.”) ¹ (foreign-investment enterprise wholly-owned entity)	Chinese Mainland	RMB187,500,000	100%	100%	Manufacturing and distribution of IT products and provision of IT services
摩托羅拉(武漢)移動技術通信有限公司 (Motorola (Wuhan) Mobility Technologies Communication Company Limited) ¹ 前稱“聯想移動通信(武漢)有限公司” (formerly known as “Lenovo Mobile Communication (Wuhan) Limited”) ¹ (foreign-investment enterprise wholly-owned entity)	Chinese Mainland	RMB60,000,000	100%	100%	Manufacturing of mobile products
聯想凌拓科技有限公司 (Lenovo NetApp Technology Limited) ¹ (Chinese-foreign equity joint venture)	Chinese Mainland	US\$10,000,000	51% (iv)	51% (iv)	Delivering IT products and data management solution
Lenovo PC HK Limited	Hong Kong S.A.R. of China	HK\$2,377,934,829.50 (ordinary shares) and HK\$1,000,000 (non-voting deferred shares)	100%	100%	Procurement agency and distribution of IT products
Lenovo PC International Limited	Hong Kong S.A.R. of China	HK\$4,758,857,785	100%	100%	Intellectual properties
Lenovo (Schweiz) GmbH	Switzerland	CHF2,000,000	100%	100%	Manufacturing and distribution of IT products
Lenovo (Singapore) Pte. Ltd.	Singapore	SGD5,519,432,283.14	100%	100%	Manufacturing and wholesaling of computers, computer hardware and peripheral equipment

35 PRINCIPAL SUBSIDIARIES (continued)

Company name	Place of incorporation/ establishment	Issued and fully paid up capital/ registered capital	Percentage of issued share capital held		Principal activities
			2022	2021	
Lenovo (South Africa) (Pty) Limited	South Africa	ZAR177,500	100%	100%	Distribution and marketing of IT products
Lenovo (Spain), S.L.	Spain	EUR37,475,456.40	100%	100%	Distribution of IT products
Lenovo (Sweden) AB	Sweden	SEK200,000	100%	100%	Distribution of IT products
聯想系統集成(深圳)有限公司 (Lenovo Systems Technology Company Limited) ¹ (limited liability company (wholly-owned entity))	Chinese Mainland	RMB263,407,660	100%	100%	Manufacturing and distribution of IT products
Lenovo Technology (United Kingdom) Limited	United Kingdom	GBP8,629,511	100%	100%	Distribution of IT products
Lenovo Technology B.V.	Netherlands	EUR20,000	100%	100%	Distribution of IT products
Lenovo Technology Sdn. Bhd.	Malaysia	MYR1,000,000	100%	100%	Retail sale of computers, computer equipment and supplies
Lenovo Tecnologia (Brasil) Ltda	Brazil	BRL6,911,200,307	100%	100%	Manufacturing and distribution of IT products
Lenovo (Thailand) Limited	Thailand	THB252,000,000	100%	100%	Distribution of IT products as well as mobile phone, smartphone and tablet, server and storage
Lenovo (United States) Inc.	United States	US\$1	100%	100%	Distribution of IT products
Lenovo (Venezuela), SA	Venezuela	VEB717,184,632	100%	100%	Distribution of IT products

Notes to the financial statements

35 PRINCIPAL SUBSIDIARIES (continued)

Company name	Place of incorporation/ establishment	Issued and fully paid up capital/ registered capital	Percentage of issued share capital held		Principal activities
			2022	2021	
聯想(西安)有限公司 (Lenovo (Xian) Limited) ¹ (Chinese-foreign equity joint venture)	Chinese Mainland	RMB10,000,000	100%	100%	Provision of IT services and distribution of IT products
LLC "Lenovo (East Europe/Asia)"	Russia	RUB1,910,000	100%	100%	Distribution and marketing of IT products
Medion AG	Germany	EUR48,418,400	80.08% (iii)	80.08% (iii)	Retail and service business for consumer electronic products and complementary digital services
Motorola Mobility Comércio de Produtos Eletronicos Ltda.	Brazil	BRL756,663,401	100%	100%	Distribution of communication products, developer, owner, licensor and seller of communications hardware and software
Motorola Mobility International Sales LLC	United States	-	100%	100%	Holding company
Motorola Mobility LLC	United States	-	100%	100%	Developer, owner, licensor and seller of communications hardware and software
NEC Personal Computers, Ltd.	Japan	JPY500,000,000	95.10% (v)	95.10% (v)	Manufacturing and distribution of IT products
深圳聯想海外控股有限公司 (Shenzhen Lenovo Overseas Holdings Limited) ¹ (wholly-foreign owned enterprise)	Chinese Mainland	US\$776,822,799.24	100%	100%	Investment management

35 PRINCIPAL SUBSIDIARIES (continued)

Company name	Place of incorporation/ establishment	Issued and fully paid up capital/ registered capital	Percentage of issued share capital held		Principal activities
			2022	2021	
Shimane Fujitsu Limited	Japan	JPY450,000,000	51%	51%	Manufacturing and distribution of IT products
Stoneware, Inc.	United States	US\$1	100%	100%	Development and distribution of IT products
陽光雨露信息技術服務(北京)有限公司 (Sunny Information Technology Service, Inc.) ¹ (Chinese-foreign equity joint venture)	Chinese Mainland	RMB50,000,000	47.25%	100%	Maintenance of electronic equipment (including repair services for computer hardware and software systems), and provision of IT outsourcing and systems integration services
Edgebricks Pte. Limited	Singapore	SGD10	90%	-	Development of software and applications

Notes:

- (i) All the above subsidiaries operate principally in their respective places of incorporation or establishment.
- (ii) All the Chinese Mainland subsidiaries are limited liability companies. They have adopted December 31 as their financial year end date for statutory reporting purposes. For the preparation of the consolidated financial statements, financial statements of these Chinese Mainland subsidiaries for the years ended March 31, 2022 and 2021 have been used.
- (iii) Medion AG is a publicly traded German stock corporation listed on the Frankfurt am Main stock exchange. The percentage of issued capital held is equivalent to approximately 86.77% (2021: 86.77%) excluding treasury shares.
- (iv) At March 31, 2022, the Group held 100% in the ordinary shares of LETCL, the immediate holding company of Lenovo (Beijing) Information Technology Limited and intermediate holding company of Lenovo NetApp Technology Limited. 328,766 convertible preferred shares issued by LETCL remain outstanding and held by independent third parties, please refer to Note 26(d) for details.
- (v) At March 31, 2022 and 2021, the Group held 95.10% in the ordinary shares of Lenovo NEC Holdings B.V., the immediate holding company of Lenovo Japan LLC and NEC Personal Computers, Ltd., while the remaining 4.90% ordinary shares and 42,700 deferred shares of Lenovo NEC Holdings B.V. were held by NEC Corporation.
- (vi) The company whose English name ends with a "1" is a direct transliteration of its Chinese registered name.

Notes to the financial statements

35 PRINCIPAL SUBSIDIARIES *(continued)*

Material non-controlling interests

Set out below is the summarized financial information of FCCL. The amounts disclosed are before inter-company eliminations.

	2022 US\$' 000	2021 US\$' 000
Revenue	2,381,704	2,939,273
Profit for the year	108,387	152,433
Other comprehensive loss	(53,238)	(7,454)
Total comprehensive income	55,149	144,979
Net assets		
Non-current assets	154,395	168,974
Current assets	1,067,324	1,197,049
Current liabilities	(590,852)	(748,828)
Non-current liabilities	(70,086)	(59,051)
	560,781	558,144
Cash flows		
Net cash generated from operating activities	33,363	113,417
Net cash used in investing activities	(28,640)	(25,453)
Net cash used in financing activities	(6,116)	(6,861)
Effect of foreign exchange rate changes	(21,296)	(6,184)
Cash and cash equivalents at the beginning of the year	238,295	163,376
	215,606	238,295

36 APPROVAL OF FINANCIAL STATEMENTS

The financial statements were approved by the board of directors on May 26, 2022.

Independent auditor's report

INDEPENDENT AUDITOR'S REPORT TO THE MEMBERS OF LENOVO GROUP LIMITED

(incorporated in Hong Kong with limited liability)

OPINION

What we have audited

The consolidated financial statements of Lenovo Group Limited (the "Company") and its subsidiaries (the "Group") set out on pages 174 to 278, which comprise:

- the consolidated balance sheet as at March 31, 2021;
- the consolidated income statement for the year then ended;
- the consolidated statement of comprehensive income for the year then ended;
- the consolidated statement of changes in equity for the year then ended;
- the consolidated cash flow statement for the year then ended; and
- the notes to the consolidated financial statements, which include a summary of significant accounting policies.

Our opinion

In our opinion, the consolidated financial statements give a true and fair view of the consolidated financial position of the Group as at March 31, 2021, and of its consolidated financial performance and its consolidated cash flows for the year then ended in accordance with Hong Kong Financial Reporting Standards ("HKFRSs") issued by the Hong Kong Institute of Certified Public Accountants ("HKICPA") and have been properly prepared in compliance with the Hong Kong Companies Ordinance.

BASIS FOR OPINION

We conducted our audit in accordance with Hong Kong Standards on Auditing ("HKSA") issued by the HKICPA. Our responsibilities under those standards are further described in the Auditor's Responsibilities for the Audit of the Consolidated Financial Statements section of our report.

We believe that the audit evidence we have obtained is sufficient and appropriate to provide a basis for our opinion.

Independence

We are independent of the Group in accordance with the HKICPA's Code of Ethics for Professional Accountants ("the Code"), and we have fulfilled our other ethical responsibilities in accordance with the Code.

KEY AUDIT MATTERS

Key audit matters are those matters that, in our professional judgement, were of most significance in our audit of the consolidated financial statements of the current period. These matters were addressed in the context of our audit of the consolidated financial statements as a whole, and in forming our opinion thereon, and we do not provide a separate opinion on these matters.

KEY AUDIT MATTERS *(continued)*

Key audit matters identified in our audit are summarised as follows:

- Impairment assessment of goodwill and other intangible assets with indefinite useful lives
- Recognition of deferred income tax assets

Key Audit Matter	How our audit addressed the Key Audit Matter
<p>Impairment assessment of goodwill and other intangible assets with indefinite useful lives</p> <p>Refer to notes 4(a) and 16 to the consolidated financial statements</p> <p>As at March 31, 2021, the Group had goodwill and other intangible assets with indefinite useful lives totaling US\$6,119 million. The Group tests at least annually whether goodwill and other intangible assets that have indefinite useful lives have suffered any impairment.</p> <p>For the purpose of assessing impairment, assets are grouped at the lowest level for which there are separately identified cash flows cash generating units (“CGUs”). The recoverable amount of each CGU was determined based on value in use calculations using cash flow projections.</p> <p>We focused on the impairment of goodwill and other intangible assets with indefinite useful lives because the estimation of recoverable amount is subject to high degree of estimation uncertainty. The inherent risk in relation to the impairment of goodwill and other intangible assets with indefinite useful lives is considered significant due to significant management judgement to appropriately identify CGUs and to determine the key assumptions, including revenue growth rates, operating margins, discount rates and the length of time and severity of the impact of COVID-19.</p> <p>Management are of the view that there was no evidence of impairment of goodwill or other intangible assets with indefinite useful lives as at March 31, 2021.</p>	<p>Our procedures in relation to the Group’s impairment assessment included:</p> <ul style="list-style-type: none"> • Assessing the value in use calculation methodology adopted by management. • Understanding management’s controls and processes for determining the recoverable amount and assessing the inherent risk of material misstatement by considering the degree of estimation uncertainty and the judgement involved in determining assumptions to be applied. • Assessing management’s identification of CGUs based on the Group’s accounting policies and our understanding of the Group’s business. • Challenging the reasonableness of key assumptions such as revenue growth rates, operating margins, discount rates and the length of time and severity of the impact of COVID-19 with reference to the business and industry circumstances. • Reconciling input data to supporting evidence, such as approved forecasts of future profits and strategic plans. • Considering the reasonableness of the forecasts of future profits and strategic plans by comparing them against past results achieved. • Assessing management’s sensitivity analysis around the key assumptions, to ascertain the extent to which adverse changes, both individually or in aggregate, might impact on the outcome of the impairment assessment of the goodwill and other intangible assets with indefinite useful lives. <p>We found the judgements made by management in relation to the impairment assessment to be supportable based on the available evidence.</p>

Independent auditor's report

KEY AUDIT MATTERS *(continued)*

Key Audit Matter	How our audit addressed the Key Audit Matter
<p>Recognition of deferred income tax assets</p> <p>Refer to notes 4(b) and 19 to the consolidated financial statements</p> <p>As at March 31, 2021, the Group had deferred income tax assets of US\$2,345 million.</p> <p>Deferred income tax assets are recognized to the extent that it is probable that future taxable profit will be available against which the temporary differences can be utilized.</p> <p>Deferred income tax is determined using tax rates (and laws) that have been enacted or substantively enacted by the balance sheet date and expected to apply when the related deferred tax income asset is realized.</p> <p>We focused on the recognition of deferred income tax assets because the estimation of future taxable profit is subject to high degree of estimation uncertainty. The inherent risk in relation to the recognition of deferred income tax assets is considered significant due to significant management judgement regarding the future financial performance of the entity in which the deferred income tax asset has been recognized. A number of factors are evaluated in considering whether there is evidence that it is probable the deferred income tax assets will be realized, including whether there will be sufficient taxable profits available during the utilization periods, the length of time and severity of the impact of COVID-19, existence of taxable temporary differences, group relief and tax planning strategies.</p> <p>Management has performed its assessment on the recognition of these deferred income tax assets and considers that the realization of these assets is probable as at March 31, 2021.</p>	<p>Our procedures in relation to the recognition of deferred income tax assets included:</p> <ul style="list-style-type: none"> • Understanding management's controls and processes for the recognition of deferred income tax assets and assessing the inherent risk of material misstatement by considering the degree of estimation uncertainty and the judgement involved in determining assumptions to be applied. • Evaluating management's assessment as to whether there will be sufficient taxable profits in future periods by reference to forecasts of future profits/strategic plans and future reversals of taxable temporary differences to support the recognition of deferred income tax assets. • Assessing the underlying assumptions used in management's approved forecasts of future profits such as revenue growth rates and operating margins by comparison to historical results and future strategic and tax plans and with reference to the business and industry circumstances. • Testing management's reconciliations of forecast profits to forecast taxable profits to supporting evidence on a sample basis. • Validating available tax losses, including the respective expiry periods to tax returns and tax correspondence of the relevant subsidiaries. • Testing the calculation of deferred income tax assets by reference to tax rates enacted or substantively enacted by the balance sheet date. <p>We found the judgements made by management in relation to recognition of deferred income tax assets to be supportable based on the available evidence.</p>

OTHER INFORMATION

The directors of the Company are responsible for the other information. The other information comprises all of the information included in the annual report other than the consolidated financial statements and our auditor's report thereon.

Our opinion on the consolidated financial statements does not cover the other information and we do not express any form of assurance conclusion thereon.

In connection with our audit of the consolidated financial statements, our responsibility is to read the other information and, in doing so, consider whether the other information is materially inconsistent with the consolidated financial statements or our knowledge obtained in the audit or otherwise appears to be materially misstated.

If, based on the work we have performed, we conclude that there is a material misstatement of this other information, we are required to report that fact. We have nothing to report in this regard.

RESPONSIBILITIES OF DIRECTORS AND THE AUDIT COMMITTEE FOR THE CONSOLIDATED FINANCIAL STATEMENTS

The directors of the Company are responsible for the preparation of the consolidated financial statements that give a true and fair view in accordance with HKFRSs issued by the HKICPA and the Hong Kong Companies Ordinance, and for such internal control as the directors determine is necessary to enable the preparation of consolidated financial statements that are free from material misstatement, whether due to fraud or error.

In preparing the consolidated financial statements, the directors are responsible for assessing the Group's ability to continue as a going concern, disclosing, as applicable, matters related to going concern and using the going concern basis of accounting unless the directors either intend to liquidate the Group or to cease operations, or have no realistic alternative but to do so.

The Audit Committee is responsible for overseeing the Group's financial reporting process.

AUDITOR'S RESPONSIBILITIES FOR THE AUDIT OF THE CONSOLIDATED FINANCIAL STATEMENTS

Our objectives are to obtain reasonable assurance about whether the consolidated financial statements as a whole are free from material misstatement, whether due to fraud or error, and to issue an auditor's report that includes our opinion. We report our opinion solely to you, as a body, in accordance with Section 405 of the Hong Kong Companies Ordinance and for no other purpose. We do not assume responsibility towards or accept liability to any other person for the contents of this report. Reasonable assurance is a high level of assurance, but is not a guarantee that an audit conducted in accordance with HKSAs will always detect a material misstatement when it exists. Misstatements can arise from fraud or error and are considered material if, individually or in the aggregate, they could reasonably be expected to influence the economic decisions of users taken on the basis of these consolidated financial statements.

Independent auditor's report

AUDITOR'S RESPONSIBILITIES FOR THE AUDIT OF THE CONSOLIDATED FINANCIAL STATEMENTS *(continued)*

As part of an audit in accordance with HKSAAs, we exercise professional judgement and maintain professional scepticism throughout the audit. We also:

- identify and assess the risks of material misstatement of the consolidated financial statements, whether due to fraud or error, design and perform audit procedures responsive to those risks, and obtain audit evidence that is sufficient and appropriate to provide a basis for our opinion. The risk of not detecting a material misstatement resulting from fraud is higher than for one resulting from error, as fraud may involve collusion, forgery, intentional omissions, misrepresentations, or the override of internal control.
- obtain an understanding of internal control relevant to the audit in order to design audit procedures that are appropriate in the circumstances, but not for the purpose of expressing an opinion on the effectiveness of the Group's internal control.
- evaluate the appropriateness of accounting policies used and the reasonableness of accounting estimates and related disclosures made by the directors.
- conclude on the appropriateness of the directors' use of the going concern basis of accounting and, based on the audit evidence obtained, whether a material uncertainty exists related to events or conditions that may cast significant doubt on the Group's ability to continue as a going concern. If we conclude that a material uncertainty exists, we are required to draw attention in our auditor's report to the related disclosures in the consolidated financial statements or, if such disclosures are inadequate, to modify our opinion. Our conclusions are based on the audit evidence obtained up to the date of our auditor's report. However, future events or conditions may cause the Group to cease to continue as a going concern.
- evaluate the overall presentation, structure and content of the consolidated financial statements, including the disclosures, and whether the consolidated financial statements represent the underlying transactions and events in a manner that achieves fair presentation.
- obtain sufficient appropriate audit evidence regarding the financial information of the entities or business activities within the Group to express an opinion on the consolidated financial statements. We are responsible for the direction, supervision and performance of the group audit. We remain solely responsible for our audit opinion.


We communicate with the Audit Committee regarding, among other matters, the planned scope and timing of the audit and significant audit findings, including any significant deficiencies in internal control that we identify during our audit.

We also provide the Audit Committee with a statement that we have complied with relevant ethical requirements regarding independence, and to communicate with them all relationships and other matters that may reasonably be thought to bear on our independence, and where applicable, actions taken to eliminate threats or safeguards applied.

AUDITOR'S RESPONSIBILITIES FOR THE AUDIT OF THE CONSOLIDATED FINANCIAL STATEMENTS *(continued)*

From the matters communicated with the Audit Committee, we determine those matters that were of most significance in the audit of the consolidated financial statements of the current period and are therefore the key audit matters. We describe these matters in our auditor's report unless law or regulation precludes public disclosure about the matter or when, in extremely rare circumstances, we determine that a matter should not be communicated in our report because the adverse consequences of doing so would reasonably be expected to outweigh the public interest benefits of such communication.

The engagement partner on the audit resulting in this independent auditor's report is Cheng Woon Yin Michael.



PricewaterhouseCoopers
Certified Public Accountants

Hong Kong, May 27, 2021

Consolidated income statement

For the year ended March 31, 2021

	Note	2021 US\$' 000	2020 US\$' 000
Revenue	5	60,742,312	50,716,349
Cost of sales		(50,974,425)	(42,359,045)
Gross profit		9,767,887	8,357,304
Selling and distribution expenses		(3,044,967)	(2,972,260)
Administrative expenses		(2,984,356)	(2,524,818)
Research and development expenses		(1,453,912)	(1,335,744)
Other operating income/(expenses) - net		(104,245)	(85,886)
Operating profit	6	2,180,407	1,438,596
Finance income	7(a)	34,754	47,850
Finance costs	7(b)	(408,640)	(454,194)
Share of losses of associates and joint ventures	17	(32,323)	(14,545)
Profit before taxation		1,774,198	1,017,707
Taxation	8	(461,199)	(213,204)
Profit for the year		1,312,999	804,503
Profit attributable to:			
Equity holders of the Company		1,178,307	665,091
Perpetual securities holders		32,532	53,760
Other non-controlling interests		102,160	85,652
		1,312,999	804,503
Earnings per share attributable to equity holders of the Company			
Basic	11(a)	US9.54 cents	US5.58 cents
Diluted	11(b)	US8.91 cents	US5.43 cents
Dividends	12	474,573	429,902

Consolidated statement of comprehensive income

For the year ended March 31, 2021

	Note	2021 US\$' 000	2020 US\$' 000
Profit for the year		1,312,999	804,503
Other comprehensive income/(loss):			
<u>Items that will not be reclassified to profit or loss</u>			
Remeasurements of post-employment benefit obligations, net of taxes	8, 35	35,735	(46,275)
Fair value change on financial assets at fair value through other comprehensive income, net of taxes	8, 20	(5,081)	(10,925)
<u>Items that have been reclassified or may be subsequently reclassified to profit or loss</u>			
Fair value change on cash flow hedges from foreign exchange forward contracts, net of taxes	8		
- Fair value (loss)/gain, net of taxes		(240,325)	177,545
- Reclassified to consolidated income statement		255,312	(142,296)
Currency translation differences	8	104,133	(424,422)
Other comprehensive income/(loss) for the year		149,774	(446,373)
Total comprehensive income for the year		1,462,773	358,130
Total comprehensive income attributable to:			
Equity holders of the Company		1,336,074	216,055
Perpetual securities holders		32,532	53,760
Other non-controlling interests		94,167	88,315
		1,462,773	358,130

Consolidated balance sheet

At March 31, 2021


	Note	2021 US\$' 000	2020 US\$' 000
Non-current assets			
Property, plant and equipment	13	1,573,875	1,398,440
Right-of-use assets	14	893,422	812,235
Construction-in-progress	15	207,614	304,241
Intangible assets	16	8,405,005	7,984,582
Interests in associates and joint ventures	17	65,455	60,307
Deferred income tax assets	19	2,344,740	2,059,582
Financial assets at fair value through profit or loss	20	805,013	494,807
Financial assets at fair value through other comprehensive income	20	84,796	56,136
Other non-current assets		275,359	224,396
		14,655,279	13,394,726
Current assets			
Inventories	21	6,380,576	4,946,914
Trade receivables	22(a)	8,397,825	6,263,012
Notes receivable	22(b)	78,939	11,529
Derivative financial assets		118,299	138,813
Deposits, prepayments and other receivables	22(c)	4,977,501	3,559,239
Income tax recoverable		254,442	196,464
Bank deposits	23	59,385	66,480
Cash and cash equivalents	23	3,068,385	3,550,990
		23,335,352	18,733,441
Total assets		37,990,631	32,128,167

Consolidated balance sheet

At March 31, 2021

	Note	2021 US\$' 000	2020 US\$' 000
Share capital	28	3,203,913	3,185,923
Reserves		355,123	11,619
Equity attributable to owners of the Company		3,559,036	3,197,542
Perpetual securities	29	-	993,670
Other non-controlling interests		817,735	634,321
Put option written on non-controlling interests	27(b)	(766,238)	(766,238)
Total equity		3,610,533	4,059,295
Non-current liabilities			
Borrowings	26	3,299,582	1,564,619
Warranty provision	25(b)	266,313	258,840
Deferred revenue		1,183,247	864,805
Retirement benefit obligations	35	431,905	458,386
Deferred income tax liabilities	19	391,258	342,805
Other non-current liabilities	27	1,436,156	1,321,296
		7,008,461	4,810,751
Current liabilities			
Trade payables	24(a)	10,220,796	7,509,724
Notes payable	24(b)	885,628	1,458,645
Derivative financial liabilities		35,944	73,784
Other payables and accruals	25(a)	13,178,498	9,025,643
Provisions	25(b)	910,380	718,771
Deferred revenue		1,046,677	819,199
Income tax payable		395,443	357,375
Borrowings	26	698,271	3,294,980
		27,371,637	23,258,121
Total liabilities		34,380,098	28,068,872
Total equity and liabilities		37,990,631	32,128,167

On behalf of the Board



Yang Yuanqing

Chairman and Chief Executive Officer



Zhu Linan

Director

Consolidated cash flow statement

For the year ended March 31, 2021

	Note	2021 US\$' 000	2020 US\$' 000
Cash flows from operating activities			
Net cash generated from operations	34	4,585,995	3,006,556
Interest paid		(309,361)	(404,691)
Tax paid		(623,861)	(391,942)
Net cash generated from operating activities		3,652,773	2,209,923
Cash flows from investing activities			
Purchase of property, plant and equipment		(302,920)	(246,663)
Sale of property, plant and equipment		89,344	15,338
Acquisition of subsidiaries, net of cash acquired		(5,049)	-
Disposal of subsidiaries, net of cash disposed		(37,289)	(18,155)
Deemed disposal of subsidiaries, net of cash disposed		(1,816)	-
Interest acquired in associates and a joint venture		(3,657)	(1,616)
Prepaid lease payments		-	(15,734)
Payment for construction-in-progress		(394,084)	(417,552)
Payment for intangible assets		(146,746)	(273,131)
Purchase of financial assets at fair value through profit or loss		(210,661)	(86,498)
Purchase of financial assets at fair value through other comprehensive income		(29,556)	(429)
Loan to a joint venture		-	(72,603)
Net proceeds from sale of financial assets at fair value through profit or loss		139,622	99,296
Net proceeds from sale of financial assets at fair value through other comprehensive income		557	2,803
Payment of contingent consideration		(117,390)	-
Decrease in bank deposits		7,095	3,730
Dividends received		1,897	6,411
Interest received		34,754	47,850
Net cash used in investing activities		(975,899)	(956,953)

Consolidated cash flow statement

For the year ended March 31, 2021

	Note	2021 US\$' 000	2020 US\$' 000
Cash flows from financing activities			
Issue of warrant shares		17,990	-
Capital contribution from other non-controlling interests		87,175	76,357
Contribution to employee share trusts		(737,867)	(159,147)
Issue of convertible preferred shares		-	300,000
Issue of notes		2,003,500	-
Issuing costs of notes		(14,383)	-
Repayment of notes		(791,555)	(786,244)
Principal elements of lease payments		(165,150)	(130,993)
Dividends paid		(434,269)	(431,148)
Dividends paid to other non-controlling interests		(5,156)	(4,620)
Distribution to perpetual securities holders		(34,772)	(53,760)
Dividends paid to convertible preferred shares holders		(11,600)	(6,000)
Repurchase of convertible preferred shares		(16,575)	-
Proceeds from borrowings		4,925,628	4,092,870
Repayments of borrowings		(7,005,300)	(3,135,800)
Repurchase of perpetual securities		(1,045,320)	-
Redemption of convertible bonds		(500)	-
Net cash used in financing activities		(3,228,154)	(238,485)
(Decrease)/increase in cash and cash equivalents		(551,280)	1,014,485
Effect of foreign exchange rate changes		68,675	(126,349)
Cash and cash equivalents at the beginning of the year		3,550,990	2,662,854
Cash and cash equivalents at the end of the year	23	3,068,385	3,550,990

Consolidated statement of changes in equity

For the year ended March 31, 2021

	Attributable to equity holders of the Company											Total US\$ '000
	Share capital	Investment revaluation reserve	Employee share trusts	Share-based compensation reserve	Hedging reserve	Exchange reserve	Other reserves	Retained earnings	Perpetual securities	Other non- controlling interests	Put option written on non- controlling interests	
	US\$ '000	US\$ '000	US\$ '000	US\$ '000	US\$ '000	US\$ '000	US\$ '000	US\$ '000	US\$ '000	US\$ '000	US\$ '000	
At April 1, 2019	3,185,923	(36,095)	(140,209)	311,540	23,240	(1,371,932)	163,241	1,260,745	993,670	473,178	(766,238)	4,097,063
Profit for the year	-	-	-	-	-	-	-	665,091	53,760	85,652	-	804,503
Other comprehensive (loss)/income	-	(10,925)	-	-	35,249	(427,085)	-	(46,275)	-	2,663	-	(446,373)
Total comprehensive (loss)/income for the year	-	(10,925)	-	-	35,249	(427,085)	-	618,816	53,760	88,315	-	358,130
Transfer to statutory reserve	-	-	-	-	-	-	11,995	(11,995)	-	-	-	-
Transfer of investment revaluation reserve upon disposal of financial assets at fair value through other comprehensive income to retained earnings	-	(1,696)	-	-	-	-	-	1,696	-	-	-	-
Vesting of shares under long-term incentive program	-	-	197,889	(275,551)	-	-	-	-	-	-	-	(77,662)
Deferred tax in relation to long-term incentive program	-	-	-	(7,025)	-	-	-	-	-	-	-	(7,025)
Disposal of subsidiaries	-	-	-	-	-	-	(267)	-	-	-	-	(267)
Share-based compensation	-	-	-	258,610	-	-	-	-	-	-	-	258,610
Contribution to employee share trusts	-	-	(159,147)	-	-	-	-	-	-	-	-	(159,147)
Dividends paid	-	-	-	-	-	-	-	(431,148)	-	-	-	(431,148)
Capital contribution from other non-controlling interests	-	-	-	-	-	-	-	-	-	79,121	-	79,121
Change of ownership of subsidiaries without loss of control	-	-	-	-	-	-	1,673	-	-	(1,673)	-	-
Dividends paid to other non-controlling interests	-	-	-	-	-	-	-	-	-	(4,620)	-	(4,620)
Distribution to perpetual securities holders	-	-	-	-	-	-	-	-	(53,760)	-	-	(53,760)
At March 31, 2020	3,185,923	(48,716)	(101,467)	287,574	58,489	(1,799,017)	176,642	1,438,114	993,670	634,321	(766,238)	4,059,295

Consolidated statement of changes in equity

For the year ended March 31, 2021

	Attributable to equity holders of the Company											Total US\$'000
	Share capital US\$'000	Investment revaluation reserve US\$'000	Share-based		Hedging reserve US\$'000	Exchange reserve US\$'000	Other reserves US\$'000	Retained earnings US\$'000	Perpetual securities US\$'000	Other non- controlling interests US\$'000	Put option written on non- controlling interests US\$'000	
			Employee	compensation								
			share trusts US\$'000	reserve US\$'000								
At April 1, 2020	3,185,923	(48,716)	(101,467)	287,574	58,489	(1,799,017)	176,642	1,438,114	993,670	634,321	(766,238)	4,059,295
Profit for the year	-	-	-	-	-	-	-	1,178,307	32,532	102,160	-	1,312,999
Other comprehensive (loss)/income	-	(5,081)	-	-	14,987	112,126	-	35,735	-	(7,993)	-	149,774
Total comprehensive (loss)/income for the year	-	(5,081)	-	-	14,987	112,126	-	1,214,042	32,532	94,167	-	1,462,773
Transfer to statutory reserve	-	-	-	-	-	-	8,890	(8,890)	-	-	-	-
Transfer of investment revaluation reserve upon disposal of financial assets at fair value through other comprehensive income to retained earnings	-	4,664	-	-	-	-	-	(4,664)	-	-	-	-
Repurchase of perpetual securities	-	-	-	-	-	-	(53,890)	-	(991,430)	-	-	(1,045,320)
Issue of warrant shares	17,990	-	-	-	-	-	-	-	-	-	-	17,990
Vesting of shares under long-term incentive program	-	-	339,057	(472,153)	-	-	-	-	-	-	-	(133,096)
Deferred tax in relation to long-term incentive program	-	-	-	45,774	-	-	-	-	-	-	-	45,774
Acquisition of subsidiaries	-	-	-	-	-	-	-	-	-	2,113	-	2,113
Disposal and deemed disposal of subsidiaries	-	-	-	-	-	(4,057)	(1,819)	-	-	3,006	-	(2,870)
Settlement of bonus through long-term incentive program	-	-	-	34,444	-	-	-	-	-	-	-	34,444
Share-based compensation	-	-	-	291,737	-	-	-	-	-	-	-	291,737
Contribution to employee share trusts	-	-	(737,867)	-	-	-	-	-	-	-	-	(737,867)
Dividends paid	-	-	-	-	-	-	-	(434,269)	-	-	-	(434,269)
Dividends paid to other non-controlling interests	-	-	-	-	-	-	-	-	-	(5,156)	-	(5,156)
Capital contribution from other non-controlling interests	-	-	-	-	-	-	-	-	-	89,758	-	89,758
Change of ownership of subsidiaries without loss of control	-	-	-	-	-	-	474	-	-	(474)	-	-
Distribution to perpetual securities holders	-	-	-	-	-	-	-	-	(34,772)	-	-	(34,772)
Redemption of convertible bonds	-	-	-	-	-	-	(57)	56	-	-	-	(1)
At March 31, 2021	3,203,913	(49,133)	(500,277)	187,376	73,476	(1,690,948)	130,240	2,204,389	-	817,735	(766,238)	3,610,533

Notes to the financial statements

1 GENERAL INFORMATION AND BASIS OF PREPARATION

Lenovo Group Limited (the “Company”) and its subsidiaries (together, the “Group”) develop, manufacture and market reliable, high-quality, secure and easy-to-use technology products and services. Its product lines include legendary Think-branded commercial personal computers and Idea-branded consumer personal computers, as well as servers, workstations, and a family of mobile internet devices, including tablets and smartphones.

The Company is a limited liability company incorporated in Hong Kong S.A.R. of China. The address of its registered office is 23rd Floor, Lincoln House, Taikoo Place, 979 King’s Road, Quarry Bay, Hong Kong S.A.R. of China. The Company has its primary listing on The Stock Exchange of Hong Kong Limited.

The consolidated financial statements have been prepared in accordance with Hong Kong Financial Reporting Standards (“HKFRS”). The consolidated financial statements have been prepared under the historical cost convention except that certain financial assets and financial liabilities are stated at fair values, as explained in the significant accounting policies set out in Note 2.

The preparation of the consolidated financial statements in conformity with HKFRS requires the use of certain critical accounting estimates. It also requires management to exercise its judgment in the process of applying the Group’s accounting policies. The areas involving a higher degree of judgment or complexity, or areas where assumptions and estimates are significant to the consolidated financial statements are disclosed in Note 4.

Changes in accounting policies and disclosures

The below amended standards became applicable for the current reporting period. The Group did not have to change its accounting policies or make retrospective adjustments as a result of adopting these amended standards.

- Amendments to HKFRS 3, Definition of a business
- Amendments to HKAS 1 and HKAS 8, Definition of material
- Amendments to HKFRS 9, HKAS 39 and HKFRS 7, Interest rate benchmark reform

1 GENERAL INFORMATION AND BASIS OF PREPARATION *(continued)*

Changes in accounting policies and disclosures *(continued)*

New amendments to existing standards not yet effective

The following new amendments to existing standards, which are considered appropriate and relevant to the Group's operations, have been issued but are not effective for the year ended March 31, 2021 and have not been early adopted:

	Effective for annual periods beginning on or after
Amendments to HKFRS 16, COVID-19-Related rent concessions	June 1, 2020
Amendments to HKFRS 9, HKAS 39, HKFRS 7, HKFRS 4 and HKFRS 16, Interest rate benchmark reform - Phase 2	January 1, 2021
Amendment to HKFRS 16, COVID-19-Related rent concessions beyond 30 June 2021	April 1, 2021
Amendments to HKAS 37, Onerous contracts - Cost of fulfilling a contract	January 1, 2022
Annual improvements to HKFRS Standards 2018-2020 cycle	January 1, 2022
Amendments to HKAS 16, Property, plant and equipment: Proceeds before intended use	January 1, 2022
Amendments to HKFRS 3, Reference to the conceptual framework	January 1, 2022
Amendments to HKAS 1, Classification of liabilities as current or non-current	January 1, 2023
Amendments to HKFRS 10 and HKAS 28, Consolidated financial statements and investments in associates	Date to be determined

The Group is in the process of assessing what the impact of these developments is expected to be in the period of initial application. So far it has concluded that their adoption is unlikely to have a significant impact on the consolidated financial statements of the Group.

Notes to the financial statements

2 SIGNIFICANT ACCOUNTING POLICIES

The significant accounting policies adopted in the preparation of these consolidated financial statements are set out below. These policies have been consistently applied to all the years presented, unless otherwise stated.

(a) Principles of consolidation and equity accounting

(i) *Subsidiaries*

The consolidated financial statements include the financial statements of the Company and all of its subsidiaries made up to March 31.

Subsidiaries are all entities (including structured entities) over which the Group has control. The Group controls an entity when the Group is exposed to, or has rights to, variable returns from its involvement with the entity and has the ability to affect those returns through its power to direct the activities of the entity.

Subsidiaries are fully consolidated from the date on which control is transferred to the Group. They are deconsolidated from the date that control ceases.

The acquisition method of accounting is used to account for business combinations by the Group (refer to (ii)).

Intra-group transactions, balances, income and expenses on transactions are eliminated. Profits and losses resulting from intra-group transactions that are recognized in assets are also eliminated.

Adjustments have been made to the financial statements of subsidiaries when necessary to align their accounting policies to ensure consistency with the policies adopted by the Group.

For subsidiaries which adopted December 31 as their financial year end date for statutory reporting purposes, their financial statements for the years ended March 31, 2021 and 2020 have been used for the preparation of the Group's consolidated financial statements.

(ii) *Business combinations*

The Group applies the acquisition method to account for business combinations. The consideration transferred for the acquisition of a subsidiary is the fair values of the assets transferred, the liabilities incurred to the former owners of the acquiree and the equity interests issued by the Group. The consideration transferred includes the fair value of any asset or liability resulting from a contingent consideration arrangement. Identifiable assets acquired and liabilities and contingent liabilities assumed in a business combination are measured initially at their fair values at the acquisition date. The Group recognizes any non-controlling interest in the acquiree on an acquisition-by-acquisition basis, either at fair value or at the non-controlling interest's proportionate share of the recognized amounts of acquiree's identifiable net assets.

Acquisition-related costs are expensed as incurred.

2 SIGNIFICANT ACCOUNTING POLICIES *(continued)*

(a) Principles of consolidation and equity accounting *(continued)*

(ii) Business combinations *(continued)*

If the business combination is achieved in stages, the acquirer's previously held equity interest in the acquiree is re-measured to fair value at the acquisition date; any gains or losses arising from such re-measurement are recognized in profit or loss.

Any contingent consideration to be transferred by the Group is recognized at fair value at the acquisition date. Subsequent changes to the fair value of the contingent consideration that is deemed to be an asset or liability is recognized in the consolidated income statement. Contingent consideration that is classified as equity is not re-measured, and its subsequent settlement is accounted for within equity.

Goodwill is initially measured as the excess of the aggregate of the consideration transferred, the amount of any non-controlling interest in the acquiree and, in a business combination achieved in stages the acquisition-date fair value of any previous equity interest in the acquiree over the net identifiable assets acquired and liabilities assumed (Note 2(g)(i)). If it is less than the fair value of the net assets of the subsidiary acquired, the difference is recognized directly in the consolidated income statement.

(iii) Changes in ownership interests

The Group treats transactions with non-controlling interests that do not result in a loss of control as transactions with equity owners of the Group. A change in ownership interest results in an adjustment between the carrying amounts of the controlling and non-controlling interests to reflect their relative interests in the subsidiary. Any difference between the amount of the adjustment to non-controlling interests and any consideration paid or received is recognized in a separate reserve within equity attributable to owners of the Company.

When the Group ceases to consolidate or equity account for an investment because of a loss of control, joint control or significant influence, any retained interest in the entity is re-measured to its fair value with the change in carrying amount recognized in profit or loss. This fair value becomes the initial carrying amount for the purposes of subsequent accounting for the retained interest as an associate, joint venture or financial asset. In addition, any amounts previously recognized in other comprehensive income in respect of that entity are accounted for as if the Group had directly disposed of the related assets or liabilities. This may mean that amounts previously recognized in other comprehensive income are reclassified to profit or loss or transferred to another category of equity as specified/permitted by applicable HKFRSs.

If the ownership interest in a joint venture or an associate is reduced but joint control or significant influence is retained, only a proportionate share of the amounts previously recognized in other comprehensive income are reclassified to profit or loss where appropriate.

Notes to the financial statements

2 SIGNIFICANT ACCOUNTING POLICIES *(continued)*

(a) Principles of consolidation and equity accounting *(continued)*

(iii) Changes in ownership interests *(continued)*

The potential cash payments related to put options issued by the Group over the equity of a subsidiary are accounted for as financial liabilities. The amount that may become payable under the option on exercise is initially recognized at present value of redemption amount as a written put option liability with a corresponding charge directly to equity.

A written put option liability is subsequently re-measured as a result of the change in the expected performance at each balance sheet date, with any resulting gain or loss recognized in the consolidated income statement. In the event that the option expires unexercised, the written put option liability is derecognized with a corresponding adjustment to equity.

(iv) Disposal of subsidiaries

When the Group ceases to have control, any retained interest in the entity is re-measured to its fair value at the date when control is lost, with the change in carrying amount recognized in the consolidated income statement. The fair value is the initial carrying amount for the purposes of subsequent accounting for the retained interest as an associate, joint venture or financial asset. In addition, any amounts previously recognized as other comprehensive income or loss in respect of that entity are accounted for as if the Group had directly disposed of the related assets or liabilities. This may mean that amounts previously recognized as other comprehensive income or loss are reclassified to the consolidated income statement.

(v) Separate financial statements

Investments in subsidiaries in the Company's balance sheet are accounted for at cost less impairment. The results of subsidiaries are accounted for by the Company on the basis of dividends received and receivable.

Impairment testing of the investments in subsidiaries is required upon receiving dividends from these investments if the dividend exceeds the total comprehensive income of the subsidiary in the period the dividend is declared or if the carrying amount of the investment in the separate financial statements exceeds the carrying amount in the consolidated financial statements of the investee's net assets including goodwill.

(b) Associates and joint arrangements

Associates are entities over which the Group has significant influence but not control, generally accompanying a shareholding of between 20% and 50% of the voting rights.

Investments in joint arrangements are classified as either joint operations or joint ventures depending on the contractual rights and obligations of each investor, rather than the legal structures of the joint arrangements. The Group has assessed the nature of its joint arrangements and applied HKFRS 11 in preparing the consolidated financial statements.

2 SIGNIFICANT ACCOUNTING POLICIES *(continued)*

(b) Associates and joint arrangements *(continued)*

Associates and joint ventures

Interests in associates and joint ventures are accounted for using the equity method of accounting and are initially recognized at cost. The Group's interests in associates and joint ventures include goodwill identified on acquisition, net of any accumulated impairment losses.

The Group's share of its associates' and joint ventures' post-acquisition profits or losses is recognized in the consolidated income statement, and its share of post-acquisition movements in other comprehensive income or loss is recognized as other comprehensive income or loss with a corresponding adjustment to the carrying amount of the investment. When the Group's share of losses in an associate or a joint venture equals or exceeds its interest in the associate or the joint venture including any other unsecured receivables, the Group does not recognize further losses, unless it has incurred legal or constructive obligations or made payments on behalf of the associate or the joint venture.

The Group determines at each reporting date whether there is any objective evidence that the investment in the associate and joint venture is impaired. If this is the case, the Group calculates the amount of impairment as the difference between the recoverable amount of the associate or joint venture and its carrying value and recognizes the amount adjacent to share of profit/(loss) of associates and joint ventures in the consolidated income statement.

Profits and losses resulting from upstream and downstream transactions between the Group and its associates or joint ventures are recognized in the Group's consolidated financial statements only to the extent of unrelated investor's interests in the associates or the joint ventures. Unrealized losses are eliminated unless the transaction provides evidence of an impairment of the assets transferred.

Accounting policies of associates and joint ventures have been changed where necessary to ensure consistency with the policies adopted by the Group.

For associates and joint ventures which adopted December 31 as their financial year end date for statutory reporting purposes, their financial statements for the years ended March 31, 2021 and 2020 have been used for the preparation of the Group's consolidated financial statements.

Joint operation

Joint operations arise where the investors have rights to the assets and obligations for the liabilities of an arrangement. Investments in joint operations are accounted for such that each joint operator recognizes its assets (including its share of any assets jointly held), its liabilities (including its share of any liabilities incurred jointly), its revenue (including its share of revenue from the sale of the output by the joint operation) and its expenses (including its share of any expenses incurred jointly). Each joint operator accounts for the assets and liabilities, as well as revenues and expenses, relating to its interest in the joint operation in accordance with the applicable standards.

Notes to the financial statements

2 SIGNIFICANT ACCOUNTING POLICIES *(continued)*

(c) Segment reporting

Operating segments are reported in a manner consistent with the internal reporting provided to the chief operating decision-maker. The chief operating decision-maker, who is responsible for allocating resources and assessing performance of the operating segments, has been identified as the Lenovo Executive Committee (the "LEC") that makes strategic decisions.

(d) Translation of foreign currencies

- (i) Items included in the financial statements of each of the Group's entities are measured using the currency of the primary economic environment in which the entity operates (the "functional currency"). The financial statements of the Company and of the Group are presented in United States dollars, which is the Company's functional and the Group's presentation currency.
- (ii) Foreign currency transactions are translated into the functional currency using the exchange rates at the dates of the transactions. Foreign exchange gains and losses resulting from the settlement of such transactions and from the translation of monetary assets and liabilities denominated in foreign currencies at year end exchange rates are generally recognized in the income statement. They are deferred in equity if they are related to qualifying cash flow hedges and qualifying net investment hedges or are attributable to part of the net investment in a foreign operation.

All foreign exchange gains and losses that relate to monetary assets and liabilities denominated in foreign currency are presented in the income statement within "Other operating income/ (expenses) - net".

Non-monetary items that are measured at fair value in a foreign currency are translated using the exchange rates at the date when the fair value was determined. Translation differences on financial assets and liabilities carried at fair value are as part of the fair value gain or loss. For example, translation differences on non-monetary assets and liabilities such as equities held at fair value through profit or loss ("FVPL") are recognized in profit or loss as part of the fair value gain or loss and translation differences on non-monetary assets such as equities classified as fair value through other comprehensive income ("FVOCI") are recognized in other comprehensive income or loss.

- (iii) The results and financial position of all the group entities that have a functional currency different from the Group's presentation currency are translated into the presentation currency as follows:
 - assets and liabilities for each balance sheet presented are translated at the closing rate at the date of that balance sheet;
 - income and expenses for each income statement are translated at average exchange rates (unless this average is not a reasonable approximation of the cumulative effect of the rates prevailing on the transaction dates, in which case income and expenses are translated at the rates on the dates of the transactions); and
 - all resulting exchange differences are recognized as other comprehensive income or loss.

Goodwill and fair value adjustments arising on the acquisition of a foreign entity are treated as assets and liabilities of the foreign entity and translated at the closing rate. Exchange differences arising are recognized as other comprehensive income or loss and included in the exchange reserve in equity.

2 SIGNIFICANT ACCOUNTING POLICIES *(continued)*

(d) Translation of foreign currencies *(continued)*

(iv) On the disposal of a foreign operation (that is, a disposal of the Group's entire interest in a foreign operation, or a disposal involving loss of control over a subsidiary, loss of joint control of a joint venture, or loss of significant influence over an associate that includes a foreign operation), all of the exchange differences accumulated in equity in respect of that operation attributable to the equity holders of the Company are reclassified to the consolidated income statement.

In the case of a partial disposal that does not result in the Group losing control over a subsidiary that includes a foreign operation, the proportionate share of the accumulated exchange differences are re-attributed to non-controlling interests and are not recognized in the consolidated income statement. For all other partial disposals (that is, reductions in the Group's ownership interest in an associate or a joint venture that do not result in the Group losing influence or joint control), the proportionate share of the accumulated exchange differences is reclassified to the consolidated income statement.

(e) Property, plant and equipment

Property, plant and equipment are stated at historical cost less accumulated depreciation and accumulated impairment losses.

Subsequent costs are included in the asset's carrying amount or recognized as a separate asset, as appropriate, only when it is probable that future economic benefits associated with the item will flow to the Group and the cost of the item can be measured reliably. The carrying amount of any component accounted for as a separate asset is derecognized when replaced. All other repairs and maintenance are charged in the consolidated income statement during the financial period in which they are incurred.

Freehold land and buildings comprise mainly factories and office premises. All freehold lands are located outside Hong Kong S.A.R. of China and are not depreciated. Depreciation of buildings, buildings related equipment and leasehold improvements is calculated using the straight-line method to allocate their costs to their estimated residual values over the unexpired periods of the leases or their expected useful lives to the Group ranging from 10 to 50 years whichever is shorter.

Depreciation on property, plant and equipment is calculated using the straight-line method to allocate their costs to their estimated residual values over their estimated useful lives to the Group. The principal annual rates used for this purpose are:

Plant and machinery	
Tooling equipment	50% – 100%
Other machinery	14% – 20%
Furniture and fixtures	20% – 25%
Office equipment	20% – 33%
Motor vehicles	20%

The assets' residual values and useful lives are reviewed, and adjusted if appropriate, at each balance sheet date. An asset's carrying amount is written down immediately to its recoverable amount if the asset's carrying amount is greater than its estimated recoverable amount (Note 2(h)).

Gain or loss on disposal of property, plant and equipment is the difference between the net sales proceeds and the carrying amount of the relevant asset, and is recognized within "Other operating income/(expenses) – net" in the consolidated income statement.

Notes to the financial statements

2 SIGNIFICANT ACCOUNTING POLICIES *(continued)*

(f) Construction-in-progress

Construction-in-progress represents buildings, plant and machinery and internal use software under construction and pending installation and is stated at historical cost, less any accumulated impairment losses. Historical cost comprises all direct and indirect costs of acquisition or construction or installation of buildings, plant and machinery or internal use software as well as interest expenses and exchange differences on the related funds borrowed during the construction, installation and testing periods and prior to the date when the assets were available for use. No depreciation or amortization is provided for on construction-in-progress. On completion, the carrying values of the buildings, plant and machinery or internal use software are transferred from construction-in-progress to property, plant and equipment or intangible assets.

Gain on disposal of construction-in-progress is the difference between the net sales proceeds and the carrying amount of the relevant asset and is recognized within “Other operating income/ (expenses) – net” in the consolidated income statement.

(g) Intangible assets

(i) Goodwill

Goodwill represents the excess of the consideration of an acquisition transferred over the Group's interests in the fair value of the acquiree's identifiable assets acquired and liabilities assumed at the acquisition date. Goodwill on acquisitions of subsidiaries is included in intangible assets. Goodwill on acquisitions of associates and joint ventures is included in interests in associates and joint ventures.

For the purpose of impairment testing, goodwill acquired in a business combination is allocated to each of the cash-generating units (“CGU”), or groups of CGUs, that is expected to benefit from the synergies of the combination. Each unit or group of units to which the goodwill is allocated represents the lowest level within the entity at which the goodwill is monitored for internal management purposes. Goodwill is monitored at the operating segment level.

Goodwill impairment reviews are undertaken annually or more frequently if events or changes in circumstances indicate a potential impairment. The carrying value of goodwill is compared to the recoverable amount, which is the higher of value in use and the fair value less costs to sell. Any impairment is recognized immediately as an expense and is not subsequently reversed.

(ii) Trademarks and trade names

Separately acquired trademarks and trade names are shown at historical cost. Trademarks and trade names acquired in a business combination are recognized at fair value at the acquisition date.

Trademarks and trade names that have an indefinite useful life are tested annually for impairment and carried at cost less accumulated impairment losses. They are considered to have an indefinite useful life as there is no foreseeable limit to the period over which they are expected to generate net cash inflows.

(iii) Customer relationships

Customer relationships acquired in a business combination are recognized at fair value at the acquisition date. Customer relationships have a definite useful life and are carried at cost less accumulated amortization. Amortization is calculated using the straight-line method over their estimated useful lives of not more than 15 years.

2 SIGNIFICANT ACCOUNTING POLICIES *(continued)*

(g) Intangible assets *(continued)*

(iv) Internal use software

Acquired computer software licenses are capitalized on the basis of the costs incurred to acquire and bring to use the specific software.

Development costs that are directly attributable to the design and testing of identifiable and unique software controlled by the Group are recognized as intangible assets when the following criteria are met:

- it is technically feasible to complete the software so that it will be available for use;
- management intends to complete the software and use or sell it;
- there is an ability to use or sell the software;
- it can be demonstrated how the software will generate probable future economic benefits;
- adequate technical, financial and other resources to complete the development and to use or sell the software are available; and
- the expenditure attributable to the software during its development can be reliably measured.

Development costs include the employee costs incurred as a result of developing software and an appropriate portion of relevant overheads.

Other development expenditures that do not meet these criteria are recognized as an expense as incurred. Development costs previously recognized as an expense are not recognized as an asset in a subsequent period.

Costs associated with maintaining computer software are recognized as an expense as incurred.

Acquired computer software licenses costs and computer software development costs are amortized using the straight-line method over their estimated useful lives of not more than 8 years.

(v) Patents and technology

Expenditure on acquired patents and technology is capitalized at historical cost upon acquisition and amortized using the straight-line method over their estimated useful lives of not more than 10 years.

(vi) Exclusive right

An exclusive right acquired in a business combination is recognized at fair value at the acquisition date. An exclusive right has a definite useful life and is carried at cost less accumulated amortization. Amortization is calculated using the straight-line method over their estimated useful lives of not more than 15 years.

Notes to the financial statements

2 SIGNIFICANT ACCOUNTING POLICIES *(continued)*

(h) Impairment of non-financial assets

Assets that have an indefinite useful life or are not yet available for use are not subject to depreciation or amortization and are tested annually for impairment. Assets that are subject to depreciation or amortization are reviewed for impairment whenever events or changes in circumstances indicate that the carrying amount may not be recoverable. An impairment loss is recognized for the amount by which the asset's carrying amount exceeds its recoverable amount. The recoverable amount is the higher of an asset's fair value less costs to sell and value in use. For the purposes of assessing impairment, assets are grouped at the lowest level for which there are separately identifiable cash flows (cash-generating units). Non-financial assets other than goodwill that suffered impairment are reviewed for possible reversal of the impairment at each reporting date.

(i) Financial assets

(i) Classification

The Group classifies its financial assets in the following measurement categories:

- those to be measured subsequently at fair value (either through other comprehensive income or through profit or loss), and
- those to be measured at amortized cost.

The classification depends on the Group's business model for managing the financial assets and the contractual terms of the cash flows.

For assets measured at fair value, gains and losses will either be recorded in profit or loss or other comprehensive income. For investments in equity instruments that are not held for trading, this will depend on whether the Group has made an irrevocable election at the time of initial recognition to account for the equity investments at FVOCI.

The Group reclassifies debt investments when and only when its business model for managing those assets changes.

(ii) Recognition and derecognition

Regular way purchases and sales of financial assets are recognized on trade-date, the date on which the Group commits to purchase or sell the asset. Financial assets are derecognized when the rights to receive cash flows from the financial assets have expired or have been transferred and the Group has transferred substantially all the risks and rewards of ownership.

(iii) Measurement

At initial recognition, the Group measures a financial asset at its fair value plus, in the case of a financial asset not at FVPL, transaction costs that are directly attributable to the acquisition of the financial asset. Transaction costs of financial assets carried at FVPL are expensed in profit or loss.

Financial assets with embedded derivatives are considered in their entirety when determining whether their cash flows are solely payment of principal and interest.

2 SIGNIFICANT ACCOUNTING POLICIES *(continued)*

(i) Financial assets *(continued)*

(iii) Measurement *(continued)*

Debt instruments

Subsequent measurement of debt instruments depends on the Group's business model for managing the assets and the cash flow characteristics of the assets. There are three measurement categories into which the Group classifies its debt instruments:

- Amortized cost: Assets that are held for collection of contractual cash flows where those cash flows represent solely payments of principal and interest are measured at amortized cost. Interest income from these financial assets, impairment losses, foreign exchange gains and losses, and gain or loss arising on derecognition are recognized directly in profit or loss.
- FVOCI: Assets that are held for collection of contractual cash flows and for selling the financial assets, where the assets' cash flows represent solely payments of principal and interest, are measured at FVOCI. Movements in the carrying amount are taken through other comprehensive income, except for the recognition of impairment losses, interest income and foreign exchange gains and losses which are recognized in profit or loss. When the financial asset is derecognized, the cumulative gain or loss previously recognized in other comprehensive income is reclassified from equity to profit or loss.
- FVPL: Assets that do not meet the criteria for amortized cost or FVOCI are measured at FVPL. A gain or loss on a debt investment that is subsequently measured at FVPL is recognized in profit or loss in the period in which it arises.

Equity instruments

The Group subsequently measures all equity investments at fair value. Where the Group's management has elected to present fair value gains and losses on equity investments in other comprehensive income, there is no subsequent reclassification of fair value gains and losses to profit or loss following the derecognition of the investment. Dividends from such investments continue to be recognized in profit or loss when the Group's right to receive payments is established. On disposal of these equity investments, any related balance within the investment revaluation reserve is reclassified to retained earnings. Changes in the fair value of financial assets at FVPL are recognized in profit or loss as applicable.

Financial assets at FVOCI comprise equity investments which are not held for trading, and which the Group has irrevocably elected at initial recognition to recognize in this category. These are strategic investments and the Group considers this classification to be more relevant.

Financial assets at FVPL comprise equity investments which are held for trading, and which the Group has not elected to recognize fair value gains and losses through other comprehensive income.

Details on how the fair value of financial instruments is determined are disclosed in Note 3(d).

Notes to the financial statements

2 SIGNIFICANT ACCOUNTING POLICIES *(continued)*

(i) Financial assets *(continued)*

(iv) Offsetting financial instruments

Financial assets and liabilities are offset and the net amount reported in the consolidated balance sheet when there is a legally enforceable right to offset the recognized amounts and there is an intention to settle on a net basis or realize the asset and settle the liability simultaneously. The legally enforceable right must not be contingent on future events and must be enforceable in the normal course of business and in the event of default, insolvency or bankruptcy of the company or the counterparty.

(j) Impairment of financial assets

The Group assesses on a forward looking basis the expected credit losses associated with its debt instruments carried at amortized cost and FVOCI. The impairment methodology applied depends on whether there has been a significant increase in credit risk.

For trade receivables, the Group applies the simplified approach permitted by HKFRS 9, which requires expected lifetime losses to be recognized from initial recognition of the receivables. To measure the expected credit losses, trade receivables have been grouped based on shared credit risk characteristics and the days past due.

Impairment losses on trade receivables are presented as net impairment losses in the consolidated income statement. Subsequent recoveries of amounts previously written off are credited against the same line item.

(k) Derivative financial instruments and hedging activities

Derivatives are initially recognized at fair value on the date a derivative contract is entered into and are subsequently re-measured at their fair values. The method of recognizing the resulting gain or loss depends on whether the derivative is designated as a hedging instrument, and if so, the nature of the item being hedged. The Group designates certain derivatives as either: (i) hedges of the fair value of recognized assets or liabilities or a firm commitment (fair value hedge) or (ii) hedges of highly probable forecast transactions (cash flow hedges).

The Group documents at the inception of the transaction the relationship between hedging instruments and hedged items, as well as its risk management objectives and strategy for undertaking various hedging transactions. The Group also documents its assessment, both at hedge inception and on an ongoing basis, of whether the derivatives that are used in hedging transactions are highly effective in offsetting changes in fair values or cash flows of hedged items.

The full fair value of a hedging derivative is classified as a non-current asset or liability when the remaining maturity of the hedged item is more than 12 months, and as a current asset or liability when the remaining maturity of the hedged item is less than 12 months. Trading derivatives are classified as a current asset or liability.

(i) Fair value hedge

Changes in the fair value of derivatives that are designated and qualified as fair value hedges are recorded in the consolidated income statement, together with any changes in the fair value of the hedged asset or liability that are attributable to the hedged risk.

2 SIGNIFICANT ACCOUNTING POLICIES *(continued)*

(k) Derivative financial instruments and hedging activities *(continued)*

(ii) Cash flow hedge

The effective portion of changes in the fair value of derivatives that are designated and qualified as cash flow hedges is recognized as other comprehensive income or loss. The gain or loss relating to the ineffective portion is recognized immediately in the consolidated income statement.

Amounts accumulated in equity are reclassified to the consolidated income statement in the periods when the hedged item affects profit or loss (for example, when the forecast sale or purchase that is hedged takes place). The gain or loss relating to the effective portion of interest rate swaps hedging variable rate borrowings is recognized in the consolidated income statement within "Finance costs". The gain or loss relating to the ineffective portion is recognized in the consolidated income statement within "Other operating income/(expenses) – net".

When a hedging instrument expires or is sold, or when a hedge no longer meets the criteria for hedge accounting, any cumulative gains or losses on the hedging instrument that has been recognized as other comprehensive income from the period when the hedge was effective shall remain separately in equity until the forecast transaction occurs. When a forecast transaction is no longer expected to occur, the cumulative gains or losses on the hedging instrument that has been recognized as other comprehensive income from the period when the hedge was effective shall be reclassified from equity to the consolidated income statement immediately.

(iii) Derivatives that do not qualify for hedge accounting

Certain derivative instruments do not qualify for hedge accounting. Changes in the fair value of any derivative instruments that do not qualify for hedge accounting are recognized immediately in the consolidated income statement.

(l) Financial guarantee contracts

Financial guarantee contracts are recognized as a financial liability at the time the guarantee is issued. The liability is initially measured at fair value and subsequently at the higher of:

- the amount determined in accordance with the expected credit loss model under HKFRS 9 and
- the amount initially recognized less, where appropriate, the cumulative amount of income recognized in accordance with the principles of HKFRS 15.

The fair value of financial guarantees is determined as the present value of the difference in net cash flows between the contractual payments under the debt instrument and the payments that would be required without the guarantee, or the estimated amount that would be payable to a third party for assuming the obligations.

Where guarantees in relation to loans or other payables of associates are provided for no compensation, the fair values are accounted for as contributions and recognized as part of the cost of the investment.

Notes to the financial statements

2 SIGNIFICANT ACCOUNTING POLICIES *(continued)*

(m) Inventories

Inventories are stated at the lower of cost and net realizable value. Cost is determined on a weighted average basis. The cost of finished goods (except for trading products) and work-in-progress comprises direct materials, direct labour and an attributable proportion of production overheads. For trading products, cost represents invoiced value on purchases, less purchase returns and discounts. Net realizable value is determined on the basis of anticipated sales proceeds less estimated selling expenses.

(n) Trade and other receivables

Trade receivables are amounts due from customers for merchandise sold or services performed in the ordinary course of business. Majority of other receivables are amounts due from subcontractors for part components sold in the ordinary course of business. Trade receivables are recognized initially at fair value and subsequently measured at FVOCI, less loss allowance. Other receivables are recognized initially at fair value and subsequently measured at amortized cost using the effective interest method, less provision for impairment. See Note 2(i) for further information about the Group's accounting for trade receivables and Note 2(j) for a description of the Group's impairment policies.

If collection of trade and other receivables is expected in one year or less (or in the normal operating cycle of the business if longer), they are classified as current assets. If not, they are presented as non-current assets.

(o) Cash and cash equivalents

For the purposes of the cash flow statement, cash and cash equivalents mainly comprise cash on hand, deposits held at call with banks, other short-term highly liquid investments that are readily convertible to known amounts of cash and which are subject to an insignificant risk of changes in value, and bank overdrafts. Bank overdrafts are shown within borrowings in current liabilities on the consolidated balance sheet.

(p) Share capital

Ordinary shares are classified as equity.

Incremental costs directly attributable to the issue of new shares or options are shown in equity as a deduction, net of tax, from the proceeds.

Where any group company purchases the Company's equity share capital (treasury shares), the consideration paid, including any directly attributable incremental costs (net of income taxes), is deducted from equity attributable to the Company's equity holders until the shares are cancelled or reissued. Where such shares are subsequently reissued, any consideration received (net of any directly attributable incremental transaction costs and the related income tax effects) is included in equity attributable to the Company's equity holders.

(q) Borrowings and borrowing costs

Borrowings are recognized initially at fair value, net of transaction costs incurred. Transaction costs are incremental costs that are directly attributable to the acquisition, issue or disposal of a financial asset or financial liability, including fees and commissions paid to agents, advisers, brokers and dealers, levies by regulatory agencies and securities exchanges, and transfer taxes and duties. Borrowings are subsequently stated at amortized cost; any difference between the proceeds (net of transaction costs) and the redemption value is recognized in the consolidated income statement over the period of the borrowings using the effective interest method.

2 SIGNIFICANT ACCOUNTING POLICIES *(continued)*

(q) Borrowings and borrowing costs *(continued)*

Preferred shares, which are mandatory redeemable on a special date, are classified as liabilities. The dividends on these preferred shares are recognized in profit or loss as finance costs.

The Group designated the convertible preferred shares as financial liability at fair value through profit or loss ("FVPL"). Subsequent to initial recognition, the convertible preferred shares are carried at fair value with changes in fair value recognized in profit or loss in the period in which it arises.

The fair value of the liability portion of a convertible bond is determined using a market interest rate for an equivalent non-convertible bond. This amount is recorded as a liability on an amortized cost basis until extinguished on conversion or maturity of the bonds. The remainder of the proceeds is allocated to the conversion option. This is recognized and included in shareholders' equity, net of income tax effects.

Borrowings are classified as current liabilities unless the Group has an unconditional right to defer settlement of the liability for at least 12 months after the balance sheet date.

General and specific borrowing costs directly attributable to the acquisition, construction or production of qualifying assets, which are assets that necessarily take a substantial period of time to get ready for their intended use or sale, are added to the cost of those assets, until such time as the assets are substantially ready for their intended use or sale.

All other borrowing costs are recognized in profit or loss in the period in which they are incurred.

(r) Trade and other payables

Trade payables are obligations to pay for part components or services that have been acquired in the ordinary course of business from suppliers. Majority of other payables are obligations to pay for finished goods that have been acquired in the ordinary course of business from subcontractors. Trade and other payables are recognized initially at fair value and subsequently measured at amortized cost using the effective interest method.

Trade and other payables are classified as current liabilities if payment is due within one year or less (or in the normal operating cycle of the business if longer). If not, they are presented as non-current liabilities.

(s) Provisions

Where there are a number of similar obligations, the likelihood that an outflow will be required in settlement is determined by considering the class of obligations as a whole. A provision is recognized even if the likelihood of an outflow with respect to any one item included in the same class of obligations may be small.

Provisions are measured at the present value of the expenditures expected to be required to settle the obligation using a pre-tax discount rate that reflects current market assessments of the time value of money and the risks specific to the obligation. The increase in the provision due to passage of time is recognized as interest expense.

Notes to the financial statements

2 SIGNIFICANT ACCOUNTING POLICIES *(continued)*

(s) Provisions *(continued)*

(i) Warranty provision

The Group records warranty liabilities at the time of sale for the estimated costs that will be incurred under its basic limited warranty. The specific warranty terms and conditions vary depending upon the product and the country in which it was sold, but generally includes technical support, repair parts and labor associated with warranty repair and service actions. The period ranges from one to three years. The Group reevaluates its estimates on a quarterly basis to assess the adequacy of its recorded warranty liabilities and adjusts the amounts as necessary.

(ii) Other provisions

Provisions for environmental restoration, restructuring costs and legal claims are recognized when: the Group has a present legal or constructive obligation as a result of past events; it is probable that an outflow of resources will be required to settle the obligation; and the amount has been reliably estimated. Restructuring costs provision comprises lease termination penalties and employee termination payments. Provisions are not recognized for future operating losses.

(t) Current and deferred income tax

The tax expense for the period comprises current and deferred income tax.

The current income tax charge is calculated on the basis of the tax laws enacted or substantively enacted at the balance sheet date in the countries where the Company and its subsidiaries, joint ventures and associates operate and generate taxable income. Management periodically evaluates positions taken in tax returns with respect to situations in which applicable tax regulation is subject to interpretation. It establishes provisions where appropriate on the basis of amounts expected to be paid to the tax authorities.

Deferred income tax is recognized, using the liability method, on temporary differences arising between the tax bases of assets and liabilities and their carrying amounts in the financial statements. However, deferred tax liabilities are not recognized if they arise from the initial recognition of goodwill; deferred income tax is not accounted for if it arises from initial recognition of an asset or liability in a transaction other than a business combination that at the time of the transaction affects neither accounting nor taxable profit or loss. Deferred income tax is determined using tax rates (and laws) that have been enacted or substantively enacted by the balance sheet date and are expected to apply when the related deferred income tax asset is realized or the deferred income tax liability is settled.

Deferred income tax assets are recognized to the extent that it is probable that future taxable profit will be available against which the temporary differences can be utilized.

Deferred income tax is provided on temporary differences arising on investments in subsidiaries, joint ventures and associates, except for deferred income tax liability where the timing of the reversal of the temporary difference is controlled by the Group and it is probable that the temporary difference will not reverse in the foreseeable future.

Deferred income tax assets and liabilities are offset when there is a legally enforceable right to offset current tax assets against current tax liabilities and when the deferred income tax assets and liabilities relate to income taxes levied by the same tax authority on either the taxable entity or different taxable entities where there is an intention to settle the balances on a net basis.

2 SIGNIFICANT ACCOUNTING POLICIES *(continued)*

(u) Contingent liabilities

A contingent liability is a possible obligation that arises from past events and whose existence will only be confirmed by the occurrence or non-occurrence of one or more uncertain future events not wholly within the control of the Group. It can also be a present obligation arising from past events that is not recognized because it is not probable that outflow of economic resources will be required or the amount of obligation cannot be measured reliably.

A contingent liability is not recognized but is disclosed in the notes to the financial statements. When a change in the probability of an outflow occurs so that the outflow is probable, it will then be recognized as a provision.

(v) Revenue

Income is classified by the Group as revenue when it arises from the sales of goods and the provision of services in the ordinary course of the Group's business.

(i) Sale of goods and provision of services

Revenue from sale of hardware, software, peripherals and mobile devices and the provision of services is recognized when control over such products or services is transferred to the customer at the amount of promised consideration to which the Group is expected to be entitled, excluding those amounts collected on behalf of third parties. Revenue excludes value-added tax, an allowance for estimated returns, rebates and discounts.

The Group enters into different shipping terms with customers. Control of hardware, software, peripherals and mobile devices is transferred when delivery has occurred. Delivery is generally considered as occurred once the goods are shipped. For certain transactions that the Group retains control during the course of shipment, the Group defers the recognition of revenue and cost of such products until they are delivered to the designated locations. The Group's obligation to repair or replace faulty products under the standard warranty terms is recognized as a provision.

Control of systems integration service, information technology technical service and extended warranty service is transferred over time during the contract period or when services are rendered.

The Group recognizes revenue on a gross or net basis depending on whether the Group is acting as a principal or an agent in the transaction.

No element of financing is deemed present as the sales are made with a credit term of 0 - 120 days, which is consistent with market practice. A receivable is recognized when the goods are delivered as this is the point in time that the consideration is unconditional because only the passage of time is required before the payment is due.

(ii) Interest income

Interest income is recognized using the effective interest method. When a receivable is impaired, the Group reduces the carrying amount to its recoverable amount, being the estimated future cash flow discounted at the original effective interest rate of the instrument, and continues unwinding the discount as interest income. Interest income on impaired receivables is recognized using the original effective interest rate.

(iii) Dividend income

Dividend income is recognized when the right to receive payment is established.

Notes to the financial statements

2 SIGNIFICANT ACCOUNTING POLICIES *(continued)*

(w) Non-base manufacturing costs

Non-base manufacturing costs are costs that are periodic in nature as opposed to product specific. They are typically incurred after the physical completion of the product and include items such as outbound freight for in-country finished goods shipments, warranty costs, engineering charges, storage and warehousing costs, and contribute to bringing inventories to their present location and condition. Non-base manufacturing costs enter into the calculation of gross margin but are not inventoriable costs.

(x) Employee benefits

(i) Pension obligations

The Group operates various pension schemes. The schemes are generally funded through payments to insurance companies or trustee-administered funds, determined by periodic actuarial calculations. The Group has both defined benefit and defined contribution plans.

A defined benefit plan is a pension plan which defines an amount of pension benefit that an employee will receive on retirement, usually dependent on one or more factors such as age, years of service and compensation.

The liability recognized in the consolidated balance sheet in respect of defined benefit pension plans is the present value of the defined benefit obligation at the balance sheet date less the fair value of plan assets. Significant portion of the defined benefit obligation is calculated annually by independent actuaries using the projected unit credit method. The present value of the defined benefit obligation is determined by discounting the estimated future cash outflows using interest rates of high-quality corporate bonds that are denominated in the currency in which the benefits will be paid, and that have terms to maturity approximating to the terms of the related pension obligation. In countries where there is no deep market in such bonds, the market rates on government bonds are used.

The net interest cost is calculated by applying the discount rate to the net balance of the defined benefit obligation and the fair value of plan assets. This cost is included in employee benefit expense in the consolidated income statement.

Actuarial gains and losses arising from experience adjustments and changes in actuarial assumptions are recognized as other comprehensive income or loss in the year in which they arise. They are included in retained earnings in the consolidated statement of changes in equity and in the consolidated balance sheet.

Past service costs are recognized immediately in the consolidated income statement. Changes in the present value of the defined benefit obligation resulting from plan amendments or curtailments are recognized immediately in profit or loss as past service costs.

A defined contribution plan is a pension plan under which the Group pays fixed contributions into a separate entity. The Group pays contributions to publicly or privately administered pension insurance plans on a mandatory, contractual or voluntary basis. The Group has no legal or constructive obligations to pay further contributions if the fund does not hold sufficient assets to pay all employees the benefits relating to employee service in the current and prior periods. The contributions are recognized as employee benefit expense when they are due and are reduced by employer's portion of voluntary contributions forfeited by those employees who leave the scheme prior to vesting fully. Prepaid contributions are recognized as an asset to the extent that a cash refund or a reduction in the future payments is available.

2 SIGNIFICANT ACCOUNTING POLICIES *(continued)*

(x) Employee benefits *(continued)*

(i) Pension obligations *(continued)*

The Group's contributions to local municipal government retirement schemes in connection with retirement benefit schemes in the Mainland of China ("Chinese Mainland") are expensed as incurred. The local municipal governments in the Chinese Mainland assume the retirement benefit obligations of the qualified employees.

(ii) Post-employment medical benefits

The Group operates a number of post-employment medical benefit schemes, the largest being in the United States. The entitlement to these benefits is usually conditional on the employee remaining in service up to retirement age and the completion of a minimum service period. The expected costs of these benefits are accrued over the period of employment using an accounting methodology similar to that for defined benefit pension plans. Actuarial gains and losses arising from experience adjustments and changes in actuarial assumptions are recognized as other comprehensive income or loss in the period in which they arise. The obligations of these schemes in the United States are valued annually by independent qualified actuaries.

(iii) Long-term incentive program

The Group operates a long-term incentive program to recognize employees' individual and collective contributions, and includes two types of awards, namely share appreciation rights and restricted share units ("Long-term Incentive Awards"). The Company reserves the right, at its discretion, to pay the award in cash or ordinary shares of the Company. The fair value of the employee services received in exchange for the grant of the Long-term Incentive Awards is recognized as employee benefit expense. The total amount to be expensed over the vesting period is determined by reference to the fair value of the Long-term Incentive Awards granted, including any market performance conditions (for example, an entity's share price); excluding the impact of any service and non-market performance vesting conditions (for example, profitability and sales growth targets); and including the impact of non-vesting conditions. Non-market performance and service conditions are included in assumptions about the number of Long-term Incentive Awards that are expected to become exercisable/vested. The total expense is recognized over the vesting period, which is the period over which all of the specified vesting conditions are to be satisfied.

At each balance sheet date, the Group revises its estimates of the number of Long-term Incentive Awards that are expected to become exercisable. It recognizes the impact of the revision of original estimates, if any, in the consolidated income statement, with a corresponding adjustment to share-based compensation reserve under equity.

Employee share trusts are established for the purposes of awarding shares to eligible employees under the long-term incentive program. The employee share trusts are administered by independent trustees and are funded by the Group's cash contributions and recorded as contributions to employee share trusts, an equity component. The administrator of the employee share trusts buys the Company's shares in the open market for award to employees upon vesting.

Upon vesting, the corresponding amounts in the share-based compensation reserve will be transferred to share capital for new allotment of shares to employees, or to the employee share trusts for shares awarded to employees by the employee share trusts.

Notes to the financial statements

2 SIGNIFICANT ACCOUNTING POLICIES *(continued)*

(x) Employee benefits *(continued)*

(iv) Termination benefit

Termination benefits are payable when employment is terminated by the Group before the normal retirement date, or whenever an employee accepts voluntary redundancy in exchange for these benefits. The Group recognizes termination benefits at the earlier of the following dates: (a) when the Group can no longer withdraw the offer of those benefits; and (b) when the entity recognizes costs for a restructuring that is within the scope of HKAS 37 and involves the payment of termination benefits. In the case of an offer made to encourage voluntary redundancy, the termination benefits are measured based on the number of employees expected to accept the offer. Benefits falling due more than 12 months after the end of the reporting period are discounted to their present value.

(y) Government grants

Grants from the government are recognized at their fair value where there is a reasonable assurance that the grant will be received and the Group will comply with all attached conditions.

Government grants relating to costs are deferred and recognized as “Other operating income/ (expenses) - net” in the consolidated income statement over the period necessary to match them with the costs that they are intended to compensate.

Government grants relating to property, plant and equipment are included in other non-current liabilities as deferred government grants and are credited to the consolidated income statement on a straight-line basis over the expected lives of the related assets.

(z) Leases (as the lessee)

Leases are recognized as a right-of-use asset and a corresponding liability at the date at which the leased asset is available for use by the Group. Each lease payment is allocated between the liability and finance cost. The finance cost is charged to profit or loss over the lease period so as to produce a constant periodic rate of interest on the remaining balance of the liability for each period. The right-of-use asset is depreciated over the shorter of the asset's useful life and the lease term on a straight-line basis.

Assets and liabilities arising from a lease are initially measured on a present value basis. Lease liabilities include the net present value of the following lease payments:

- fixed payments (including in-substance fixed payments), less any lease incentives receivable
- variable lease payments that are based on an index or a rate
- amounts expected to be payable by the lessee under residual value guarantees
- the exercise price of a purchase option if the lessee is reasonably certain to exercise that option, and
- payments of penalties for terminating the lease, if the lease term reflects the lessee exercising that option.

The lease payments are discounted using the interest rate implicit in the lease. If that rate cannot be determined, the lessee's incremental borrowing rate is used, being the rate that the lessee would have to pay to borrow the funds necessary to obtain an asset of similar value in a similar economic environment with similar terms and conditions.

2 SIGNIFICANT ACCOUNTING POLICIES *(continued)*

(z) Leases (as the lessee) *(continued)*

Some property leases contain variable payment terms that are linked to sales generated from stores. There is a wide range of sales percentages applied. Variable payment terms are used for a variety of reasons, including minimising the fixed costs base for newly established stores. Variable lease payments that depend on sales are recognized as a profit or loss in the period in which the event or condition that triggers those payments occurs.

Right-of-use assets are measured at cost comprising the following:

- the amount of the initial measurement of lease liabilities
- any lease payments made at or before the commencement date less any lease incentives received
- any initial direct costs, and
- restoration costs.

Payments associated with leases of low-value assets are recognized on a straight-line basis as an expense in profit or loss. Low-value assets mainly comprise office equipment.

The Group's right-of-use assets include interest in leasehold land and building and prepaid lease payments for leasehold land. Prepaid lease payments represent the payments for land use rights held by the Group in the Chinese Mainland under term leases between 10 to 50 years. Rental contracts for leasehold land and building are typically made for fixed periods of 1 to 9 years. Lease terms are negotiated on an individual basis and contain a wide range of different terms and conditions. The lease agreements do not impose any covenants, but leased assets may not be used as security for borrowing purposes.

Lease liabilities are presented within "other payables and accruals" (for current portion) and "other non-current liabilities" (for non-current portion) in the consolidated balance sheet.

(aa) Related party transactions

A related party transaction is a transfer of resources, services or obligations between the Group and a related party of the Group, regardless of whether a price is charged.

(i) A person, or a close member of that person's family, is related to the Group if that person:

- has control or joint control over the Group;
- has significant influence over the Group; or
- is a member of the key management personnel of the Group or the Group's parent.

Notes to the financial statements

2 SIGNIFICANT ACCOUNTING POLICIES *(continued)*

(aa) Related party transactions *(continued)*

(ii) An entity is related to the Group if any of the following conditions applies:

- The entity and the Group are members of the same group (which means that each parent, subsidiary and fellow subsidiary is related to the others).
- One entity is an associate or joint venture of the other entity (or an associate or joint venture of a member of a group of which the other entity is a member).
- Both entities are joint ventures of the same third party.
- One entity is a joint venture of a third entity and the other entity is an associate of the third party.
- The entity is a post-employment benefit plan for the benefit of employees of either the Group or an entity related to the Group.
- The entity is controlled or jointly controlled by a person identified in (i) above.
- A person, or a close member of that person's family, who has control or joint control over the Group, has significant influence over the entity or is a member of the key management personnel of the entity (or of a parent of the entity).

(ab) Dividend distribution

Dividend distribution to the Company's shareholders is recognized as a liability in the Group's and Company's financial statements in the period in which the dividends are approved by the Company's shareholders in case of final dividend and by the Company's directors in case of interim dividend.

3 FINANCIAL RISK MANAGEMENT

The Group's activities expose it to a variety of financial risks, such as market risk (including foreign currency risk, cash flow interest rate risk and price risk), credit risk, and liquidity risk. The Group's overall financial risk management program focuses on the unpredictability of financial markets and seeks to minimize potential adverse effects on the Group's financial performance. The Group uses derivative financial instruments to hedge certain risk exposures. Financial risk management is carried out by the centralized treasury department ("Group Treasury").

(a) Financial risk factors

(i) Foreign currency risk

The Group operates internationally and is exposed to foreign currency risk arising from various currency exposures, primarily with respect to United States dollar, Renminbi and Euro. Foreign currency risk arises from future commercial transactions, recognized assets and liabilities and net investment in foreign operations denominated in a currency that is not the group companies' functional currency.

Management has set up a policy to require group companies to manage their foreign currency risk against their functional currency. The Group's forward foreign currency contracts are either used to hedge a percentage of anticipated cash flows (mainly export sales and purchase of inventories) which are highly probable, or used as fair value hedges for the identified assets and liabilities.

For segment reporting purposes, external hedge contracts on assets, liabilities or future transactions are designated to each operating segment, as appropriate.

3 FINANCIAL RISK MANAGEMENT (continued)

(a) Financial risk factors (continued)

(i) Foreign currency risk (continued)

The following tables detail the Group's exposure at the balance sheet date to currency risk arising from recognized assets or liabilities denominated in a currency other than the functional currency of the entity to which they relate, except for the currency risk between United States dollar and Hong Kong dollar given the two currencies are under the linked exchange rate system. For presentation purposes, the amounts of the exposure are shown in United States dollar, translated using the spot rate at the balance sheet date. Differences resulting from the translation of the financial statements of foreign operations into the Group's presentation currency are excluded.

	2021			2020		
	United States dollar US\$'000	Renminbi US\$'000	Euro US\$'000	United States dollar US\$'000	Renminbi US\$'000	Euro US\$'000
Trade and other receivables	345,911	23,149	175,220	242,131	3,760	95,724
Bank deposits and cash and cash equivalents	45,456	20,857	33,212	20,703	3,790	175,614
Trade and other payables	(483,935)	(38,425)	(35,240)	(221,554)	(26,077)	(11,084)
Borrowings	-	-	-	-	(563,249)	-
Intercompany balances before elimination	(1,514,790)	1,037,500	(195,056)	(3,579,291)	468,450	(371,022)
Gross exposure	(1,607,358)	1,043,081	(21,864)	(3,538,011)	(113,326)	(110,768)
Notional amounts of forward exchange contracts used as economic hedges	2,315,015	(586,253)	85,961	3,516,807	204,153	91,638
Net exposure	707,657	456,828	64,097	(21,204)	90,827	(19,130)

(ii) Cash flow interest rate risk

The Group's interest rate risk mainly arises from short-term and long-term borrowings denominated in United States dollar. It is the Group's policy to mitigate interest rate risk through the use of appropriate interest rate hedging instruments when necessary. Generally, the Group manages its cash flow interest rate risk by using floating-to-fixed interest rate swaps. Such interest rate swaps have the economic effect of converting borrowings from floating rates to fixed rates. Under the interest rate swaps, the Group agrees with other parties to settle the difference between cash flow arising from fixed contract rates and floating-rate interest of the notional amounts at specified intervals (primarily quarterly).

The Group operates various trade financing programs. The Group is exposed to fluctuation of interest rates of all the currencies covered by those programs.

Notes to the financial statements

3 FINANCIAL RISK MANAGEMENT *(continued)*

(a) Financial risk factors *(continued)*

(iii) Credit risk

Credit risk is managed on a group basis. Credit risk arises from cash and cash equivalents, derivative financial instruments and deposits with banks and financial institutions, as well as credit exposures to customers and subcontractors, including outstanding receivables and committed transactions.

For banks and other financial institutions, the Group controls its credit risk through monitoring their credit rating and setting approved counterparty credit limits that are regularly reviewed.

The Group has no significant concentration of customer credit risk. The Group has a credit policy in place and exposures to these credit risks are monitored on an ongoing basis.

No credit limits were exceeded by any customers during the reporting period, and management does not expect any significant losses from non-performance by these counterparties.

The Group applies the simplified approach to provide for expected credit losses prescribed by HKFRS 9, which permits the use of the lifetime expected credit loss provision for all trade receivables. To measure the expected credit losses, trade receivables have been grouped based on the days past due. The gross carrying amount of the trade receivables and the loss allowance analyzed by aging band are set out below:

March 31, 2021	Gross carrying amount US\$'000	Loss allowance US\$'000	Expected credit loss rate
Not past due	7,835,578	(401)	0%
Past due less than 31 days	332,967	(183)	0%
Past due within 31 to 60 days	95,218	(7)	0%
Past due within 61 to 90 days	53,418	(177)	0%
Past due over 90 days	225,850	(144,438)	64%
	8,543,031	(145,206)	

March 31, 2020	Gross carrying amount US\$'000	Loss allowance US\$'000	Expected credit loss rate
Not past due	5,457,313	(42)	0%
Past due less than 31 days	521,561	(17)	0%
Past due within 31 to 60 days	149,097	(1)	0%
Past due within 61 to 90 days	72,908	(262)	0%
Past due over 90 days	157,589	(95,134)	60%
	6,358,468	(95,456)	

3 FINANCIAL RISK MANAGEMENT *(continued)*

(a) Financial risk factors *(continued)*

(iv) Liquidity risk

Cash flow forecasting at least for next 12 months of the Group is performed by Group Treasury. It monitors rolling forecasts of the Group's liquidity requirements to ensure it has sufficient cash to meet operational, financing and investing needs while maintaining sufficient headroom on its undrawn committed borrowing facilities (Note 26) at all times so that the Group does not breach borrowing limits or covenants (where applicable) on any of its borrowing facilities. Such forecasting takes into consideration the Group's debt financing plans, net current liabilities position, covenant compliance, compliance with internal balance sheet ratio targets, the COVID-19 impact and, if applicable external regulatory or legal requirements, for example, currency restrictions.

Surplus cash held by the operating entities over and above balances required for working capital management are transferred to Group Treasury. Group Treasury invests surplus cash in interest bearing current accounts, time deposits, money market funds and marketable securities, choosing instruments with appropriate maturities or sufficient liquidity to provide sufficient headroom as determined by the above-mentioned forecasts. At the balance sheet date, the Group did not hold any money market funds (2020: US\$522,379,000) (Note 23).

Notes to the financial statements

3 FINANCIAL RISK MANAGEMENT *(continued)*

(a) Financial risk factors *(continued)*

(iv) Liquidity risk *(continued)*

The tables below analyze the Group's non-derivative financial liabilities and derivative financial liabilities into relevant maturity groupings based on the remaining periods at the balance sheet date to the contractual maturity dates. Derivative financial liabilities are included in the analysis if their contractual maturities are essential for an understanding of the timing of the cash flows. The amounts disclosed in the tables are the contractual undiscounted cash outflows/(inflows).

	Repayable on demand or 3 months or less US\$' 000	Over 3 months to 1 year US\$' 000	Over 1 to 3 years US\$' 000	Over 3 to 5 years US\$' 000	Over 5 years US\$' 000	Total US\$' 000
At March 31, 2020						
Borrowings	2,683,046	799,893	1,713,860	-	-	5,196,799
Trade, notes and other payables and accruals	13,293,339	2,872,936	-	-	-	16,166,275
Deferred consideration	-	-	25,072	-	-	25,072
Contingent consideration	117,387	-	-	-	-	117,387
Written put option liabilities	-	-	312,365	552,933	-	865,298
Lease liabilities	29,753	79,836	158,485	106,345	120,576	494,995
Others	-	-	27,382	34,993	-	62,375
Derivatives settled in gross:						
Forward foreign exchange contracts						
- outflow	7,040,808	672,034	-	-	-	7,712,842
- inflow	(7,093,967)	(676,556)	-	-	-	(7,770,523)
At March 31, 2021						
Borrowings	66,924	802,622	1,630,089	1,157,539	1,173,711	4,830,885
Trade, notes and other payables and accruals	20,033,088	1,329,875	-	-	-	21,362,963
Deferred consideration	-	-	25,072	-	-	25,072
Written put option liabilities	-	338,370	542,691	-	-	881,061
Lease liabilities	32,085	121,863	201,583	107,650	78,641	541,822
Others	-	-	215,312	248,436	-	463,748
Derivatives settled in gross:						
Forward foreign exchange contracts						
- outflow	10,542,111	56,608	-	-	-	10,598,719
- inflow	(10,616,227)	(58,000)	-	-	-	(10,674,227)

3 FINANCIAL RISK MANAGEMENT *(continued)*

(b) Market risk sensitivity analysis

HKFRS 7 “Financial instruments: Disclosures” requires the disclosure of a sensitivity analysis for market risks that show the effects of a hypothetical change in the relevant market risk variable to which the Group is exposed to at the balance sheet date on profit or loss and total equity.

The sensitivity analysis for each type of market risks does not reflect inter-dependencies between risk variables. The sensitivity analysis assumes that a hypothetical change of the relevant risk variable had occurred at the balance sheet date and had been applied to the relevant risk variable in existence on that date. The bases and assumptions adopted in the preparation of the analyses will by definition, seldom equal to the related actual results.

The disclosure of the sensitivity analysis on market risks is solely for compliance with HKFRS 7 disclosure requirements in respect of financial instruments, and are for illustration purposes only; and it should be noted that the hypothetical amounts so generated do not represent a projection of likely future events and profits or losses of the Group.

(i) Foreign currency exchange rate sensitivity analysis

At March 31, 2021, if United States dollar had weakened/strengthened by one percent against the major currencies with all other variables held constant, pre-tax profit for the year would have been US\$1.9 million lower/higher (2020: US\$0.9 million higher/lower), mainly as a result of foreign exchange gains/losses on translation of unhedged portion of receivable and payable balances.

The analysis above is based on the assumption that United States dollar weakened or strengthened against all other currencies in the same direction and magnitude, but it may not be necessarily true in reality.

(ii) Interest rate sensitivity analysis

At March 31, 2021, if interest rate on borrowings had been 25 basis points higher/lower with all other variables held constant, pre-tax profit for the year would have been US\$4.9 million lower/higher (2020: US\$6.0 million lower/higher).

At March 31, 2021, if interest rates on trade financing programs had been 25 basis points higher/lower with all other variables held constant, pre-tax profit for the year would have been US\$10.0 million lower/higher (2020: US\$9.7 million lower/higher). This analysis is based on the assumption that the interest rates of all the currencies covered by the trade financing programs go up and down at the same time and with the same magnitude; however, such assumptions may not be necessarily true in reality.

Notes to the financial statements

3 FINANCIAL RISK MANAGEMENT *(continued)*

(b) Market risk sensitivity analysis *(continued)*

(iii) Price risk sensitivity analysis

Exposure

The Group's exposure to equity securities price risk arises from investments held by the Group and classified in the consolidated balance sheet either as financial assets at FVPL (Note 20(a)) or FVOCI (Note 20(b)).

To manage its price risk arising from investments in equity securities, the Group diversifies its portfolio. Diversification of the portfolio is done in accordance with the limits set by the Group.

The Group's listed equity investments are determined based on respective quoted market prices. The fair value of unlisted equity investments is determined based on valuation techniques, please refer to Note 3(d) for details.

Sensitivity

The table below summarizes the impact of increases/decreases of the quoted market prices of the listed equity investments and the prices of unlisted equity investments on the Group's equity and pre-tax profit for the year. The analysis is based on the assumption that the fair value of the equity investments had increased/decreased by 5% with all other variables held constant.

	Impact on pre-tax profit		Pre-tax impact on other components of equity	
	2021 US\$' 000	2020 US\$' 000	2021 US\$' 000	2020 US\$' 000
Increase by 5%	40,251	24,740	4,240	2,807
Decrease by 5%	(40,251)	(24,740)	(4,240)	(2,807)

(c) Capital risk management

The Group's objectives when managing capital are to safeguard the Group's ability to continue as a going concern in order to provide returns for shareholders and benefits for other stakeholders and to maintain an optimal capital structure to reduce the cost of capital.

In order to maintain or adjust the capital structure, the Group may adjust the amount of dividends paid to shareholders, return capital to shareholders, issue new shares or sell assets to reduce debt.

3 FINANCIAL RISK MANAGEMENT *(continued)*

(c) Capital risk management *(continued)*

Consistent with others in the industry, the Group monitors capital on the basis of gearing ratio. This ratio is calculated as total borrowings (including current and non-current borrowings) divided by total equity. The Group's strategy remains unchanged and the gearing ratios and net debt position of the Group as at March 31, 2021 and 2020 are as follows:

	2021 US\$ million	2020 US\$ million
Bank deposits and cash and cash equivalents	3,128	3,617
Less: total borrowings	(3,998)	(4,860)
Net debt position	(870)	(1,243)
Total equity	3,611	4,059
Gearing ratio	1.11	1.20

(d) Fair value estimation

The table below analyzes financial instruments carried at fair value, by valuation method. The different levels have been defined as follows:

- Level 1 Quoted prices (unadjusted) in active markets for identical assets or liabilities
- Level 2 Inputs other than quoted prices included within Level 1 that are observable for the asset or liability, either directly (that is, as prices) or indirectly (that is, derived from prices)
- Level 3 Inputs for the asset or liability that are not based on observable market data (that is, unobservable inputs)

The fair value of financial instruments traded in active markets is based on quoted market prices at the balance sheet date. A market is regarded as active if quoted prices are readily and regularly available from an exchange, dealer, broker, industry group, pricing service, or regulatory agency, and those prices represent actual and regularly occurring market transactions on an arm's length basis. The quoted market price used for financial assets held by the Group is the current bid price. These instruments are included in Level 1.

The fair value of financial instruments that are not traded in an active market (for example, over-the-counter derivatives) is determined by using valuation techniques. These valuation techniques maximize the use of observable market data where it is available and rely as little as possible on entity specific estimates. If all significant inputs required to fair value an instrument are observable, the instrument is included in Level 2.

If one or more of the significant inputs is not based on observable market data, the instrument is included in Level 3.

Notes to the financial statements

3 FINANCIAL RISK MANAGEMENT *(continued)*

(d) Fair value estimation *(continued)*

Specific valuation techniques used to value financial instruments include:

- The fair value of interest rate swaps is calculated as the present value of the estimated future cash flows based on observable yield curves.
- The fair value of forward foreign exchange contracts is determined using quoted forward exchange rates at the balance sheet date, with the resulting value discounted back to present value.
- Other techniques, such as estimated discounted cash flows and recent transaction for similar instruments, are used to determine fair value for the remaining financial instruments.

The following table presents the assets and liabilities that are measured at fair value at March 31, 2021 and 2020.

	2021				2020			
	Level 1 US\$'000	Level 2 US\$'000	Level 3 US\$'000	Total US\$'000	Level 1 US\$'000	Level 2 US\$'000	Level 3 US\$'000	Total US\$'000
Assets								
Financial assets at FVPL								
Listed equity investments	138,039	-	217,025	355,064	77,539	-	-	77,539
Unlisted equity investments	-	-	449,949	449,949	-	-	417,268	417,268
Financial assets at FVOCI								
Listed equity investments	56,914	-	-	56,914	24,382	-	-	24,382
Unlisted equity investments	-	-	27,882	27,882	-	-	31,754	31,754
Trade receivables	-	8,397,825	-	8,397,825	-	6,263,012	-	6,263,012
Derivative financial assets	-	118,299	-	118,299	-	138,813	-	138,813
	194,953	8,516,124	694,856	9,405,933	101,921	6,401,825	449,022	6,952,768
Liabilities								
Derivative financial liabilities	-	35,944	-	35,944	-	73,784	-	73,784
Contingent consideration	-	-	-	-	-	-	117,387	117,387
Convertible preferred shares	-	-	303,372	303,372	-	-	317,826	317,826
	-	35,944	303,372	339,316	-	73,784	435,213	508,997

3 FINANCIAL RISK MANAGEMENT *(continued)*

(d) Fair value estimation *(continued)*

The movements in the financial assets and liabilities included in Level 3 fair value hierarchy for the years ended March 31, 2021 and 2020 are as follows:

Equity securities

	Financial assets at FVPL		Financial assets at FVOCI	
	2021 US\$' 000	2020 US\$' 000	2021 US\$' 000	2020 US\$' 000
At the beginning of the year	417,268	253,138	31,754	40,628
Exchange adjustment	34,212	(11,687)	1,629	(1,587)
Fair value change recognized in other comprehensive income	-	-	(9,993)	(4,913)
Fair value change recognized in profit or loss	8,157	90,117	-	-
Additions	210,661	91,406	5,049	429
Disposals	(3,324)	(5,706)	(557)	(2,803)
At the end of the year	666,974	417,268	27,882	31,754

A reasonable possible change in key assumptions used in the fair value measurement of equity securities would not result in any significant potential financial impact.

Contingent consideration

	2021 US\$' 000	2020 US\$' 000
At the beginning of the year	117,387	113,283
Exchange adjustment	3	2,254
Settlement	(117,390)	-
Fair value change recognized in profit or loss	-	1,850
At the end of the year	-	117,387
Total losses for the year included in profit or loss under "finance costs"	-	1,850

The contingent consideration is valued with reference to the performance indicators of Fujitsu Client Computing Limited and its subsidiary, Shimane Fujitsu Limited ("FCCL").

Notes to the financial statements

3 FINANCIAL RISK MANAGEMENT *(continued)*

(d) Fair value estimation *(continued)*

Convertible preferred shares

	2021 US\$' 000	2020 US\$' 000
At the beginning of the year	317,826	-
Additions	-	300,000
Repurchase	(16,575)	-
Dividends paid	(11,600)	(6,000)
Fair value change recognized in profit or loss	13,721	23,826
At the end of the year	303,372	317,826

If the discount rate increased/decreased by 0.5%, the convertible preferred shares would have decreased/increased by approximately US\$7 million and US\$8 million respectively (2020: US\$12 million and US\$14 million respectively) with the corresponding gain/loss recognized in the consolidated income statement.

4 CRITICAL ACCOUNTING ESTIMATES AND JUDGMENTS

The preparation of financial statements often requires the use of judgment to select specific accounting methods and policies from several acceptable alternatives. Estimates and judgments used in preparing the financial statements are continually evaluated and are based on historical experience and other factors, including expectations of future events that are believed to be reasonable under the circumstances. The Group makes estimates and assumptions concerning the future. The resulting accounting estimates will, by definition, seldom equal the related actual results. The following are the more significant assumptions and estimates, as well as the accounting policies and methods used in the preparation of the financial statements:

(a) Impairment of non-financial assets

The Group tests at least annually whether goodwill and other assets that have indefinite useful lives have suffered any impairment. Other assets that are subject to depreciation and amortization are reviewed for impairment whenever events or changes in circumstances indicate that the carrying amount of the asset exceeds its recoverable amount. The recoverable amounts of an asset or a cash-generating unit have been determined based on value-in-use calculations. These calculations require the use of estimates.

The value-in-use calculations use cash flow projection based on financial budgets approved by management covering a five-year period with a terminal value related to the future cash flows extrapolated using constant projection of cash flows beyond the five-year period. There are a number of assumptions and estimates involved for the preparation of cash flow projections for the period covered by the approved budget and the estimated terminal value. Key assumptions include the expected growth in revenues and operating margins, estimated compound growth rates, selection of discount rates and the COVID-19 impact.

Management prepared the financial budgets reflecting actual and prior year performance and market development expectations. Judgment is required to determine key assumptions adopted in the cash flow projections and changes to key assumptions can significantly affect these cash flow projections and therefore the results of the impairment reviews.

4 CRITICAL ACCOUNTING ESTIMATES AND JUDGMENTS *(continued)*

(b) Income taxes

The Group is subject to income taxes in numerous jurisdictions. Significant judgment is required in determining the worldwide provision for income taxes. There are certain transactions and calculations for which the ultimate tax determination is uncertain during the ordinary course of business. The tax liabilities recognized are based on management's assessment of the likely outcome taking into consideration precedent tax ruling in the relevant jurisdiction.

The Group recognizes liabilities for anticipated tax audit issues based on estimates of whether additional taxes will be due.

Deferred income tax is provided in full, using the liability method, on temporary differences arising between the tax bases of assets and liabilities and their carrying values in the financial statements.

Deferred income tax assets are mainly recognized for temporary differences such as warranty provision, accrued sales rebates, bonus accruals, and other accrued expenses, and unused tax losses carried forward to the extent it is probable that future taxable profits will be available against which deductible temporary differences and the unused tax losses can be utilized, based on all available evidence. Recognition primarily involves judgment regarding the future financial performance of the particular legal entity or tax group taking into consideration the COVID-19 impact in which the deferred income tax asset has been recognized. A variety of other factors are also evaluated in considering whether there is convincing evidence that it is probable that some portion or all of the deferred income tax assets will ultimately be realized, such as the existence of taxable temporary differences, group relief, tax planning strategies and the periods in which estimated tax losses can be utilized. The carrying amount of deferred income tax assets and related financial models and budgets are reviewed at each balance sheet date and to the extent that there is insufficient convincing evidence that sufficient taxable profits will be available within the utilization periods to allow utilization of the carry forward tax losses, the asset balance will be reduced and the difference charged to the consolidated income statement.

Where the final tax outcome of these matters is different from the amounts that were initially recorded, such differences will impact the income tax provisions and deferred income tax assets and liabilities in the period in which such determination is made.

(c) Warranty provision

Warranty provision is based on the estimated cost of product warranties when revenue is recognized. Factors that affect the Group's warranty liability include the number of sold units currently under warranty, historical and anticipated rates of warranty claims on those units, and cost per claim to satisfy our warranty obligation. The estimation basis is reviewed on an on-going basis and revised where appropriate. Certain of these costs are reimbursable from the suppliers in accordance with the terms of relevant arrangements with the suppliers. These amounts are recognized as a separate asset, to the extent of the amount of the provision made, when it is virtually certain that reimbursement will be received if the Group settles the obligation.

Notes to the financial statements

4 CRITICAL ACCOUNTING ESTIMATES AND JUDGMENTS *(continued)*

(d) Revenue recognition

Application of various accounting principles related to the measurement and recognition of revenue requires the Group to make judgments and estimates. Specifically, complex arrangements with non-standard terms and conditions may require significant contract interpretation to determine the appropriate accounting, including whether the deliverables specified in a multiple element arrangement should be treated as separate performance obligations. Other significant judgments include determining whether the Group or a reseller is acting as the principal in a transaction and whether separate contracts are considered part of one arrangement.

The Group sells products to channels. Sales through channels are primarily made under agreements allowing for volume discounts, price protection and rebates, and marketing development funds. The Group monitors the channel inventory level with reference to historical data. Revenue recognition is also impacted by the Group's ability to estimate volume discounts, price protection and rebates, and marketing development funds. The Group considers various factors, including review of specific transactions, historical experience, market and economic conditions and channel inventory level when calculating these provisions and allowances. Revenue is only recognized to the extent that it is highly probable that a significant reversal will not occur.

Revenue from sales of goods is recognized when the control of the goods is transferred to customers, which are generally occurred upon shipment. For certain transactions that the Group retains control during the course of shipment, the Group defers the recognition of revenue and cost of such products until they are delivered to the designated locations.

(e) Retirement benefits

Pension and other post-retirement benefit costs and obligations are dependent on various assumptions. The Group's major assumptions primarily relate to discount rate, expected return on assets, and salary growth. In determining the discount rate, the Group references market yields at the balance sheet date on high quality corporate bonds. The currency and term of the bonds are consistent with the currency and estimated term of the benefit obligations being valued. The expected return on plan assets is based on market expectations for returns over the life of the related assets and obligations. The salary growth assumptions reflect the Group's long-term actual experience and future and near-term outlook. Actual results that differ from the assumptions are generally recognized in the year they occur.

(f) Fair value of derivatives and other financial instruments

The fair value of financial instruments that are not traded in an active market (for example, over-the-counter derivatives) is determined by using valuation techniques. The Group uses its judgment to select a variety of methods and make assumptions that are mainly based on market conditions existing at each balance sheet date.

(g) Fair value of identifiable assets and liabilities acquired through business combinations

The Group applies the acquisition method to account for business combinations, which requires the Group to record assets acquired and liabilities assumed at their fair values on the date of acquisition. Significant judgment is used to estimate the fair values of the assets and liabilities acquired, including estimating future cash flows from the acquired business, determining appropriate discount rates, asset lives and other assumptions.

5 SEGMENT INFORMATION

Management has determined the operating segments based on the reports reviewed by the Lenovo Executive Committee (the “LEC”), the chief operating decision-maker, that are used to make strategic decisions. Segments by business group comprise Intelligent Devices Group (“IDG”) and Data Center Group (“DCG”).

The LEC assesses the performance of the operating segments based on a measure of pre-tax income/(loss). This measurement basis excludes the effects of non-recurring expenses such as restructuring costs from the operating segments. The measurement basis also excludes the effects of certain income and expenses such as fair value change of financial instruments and disposal gain/(loss) of property, plant and equipment that are from activities driven by headquarters and centralized functions. Certain finance income and costs are not allocated to segments when these types of activities are driven by the central treasury function which manages the cash position of the Group.

Supplementary information on segment assets and liabilities presented below is primarily based on the business group of the entities or operations which carry the assets and liabilities, except for entities performing centralized functions for the Group the assets and liabilities of which are not allocated to any segment.

Notes to the financial statements

5 SEGMENT INFORMATION *(continued)*

(a) Segment revenue and pre-tax income/(loss) for reportable segments

	2021		2020	
	Revenue from external customers US\$'000	Pre-tax income/(loss) US\$'000	Revenue from external customers US\$'000	Pre-tax income/(loss) US\$'000
IDG	54,411,212	3,107,456	45,216,190	2,301,621
DCG	6,331,100	(168,766)	5,500,159	(225,497)
Segment total	60,742,312	2,938,690	50,716,349	2,076,124
Unallocated:				
Headquarters and corporate income/(expenses) - net		(967,114)		(725,457)
Depreciation and amortization		(242,225)		(168,485)
Impairment of intangible assets		(52,606)		-
Finance income		19,699		24,959
Finance costs		(221,937)		(216,106)
Share of losses of associates and joint ventures		(32,323)		(14,545)
Gain/(loss) on disposal of property, plant and equipment		85,038		(9,423)
Fair value gain on financial assets at FVPL		201,597		66,036
Fair value loss on a financial liability at FVPL		(13,721)		(23,826)
Dilution gain on interest in an associate		31,374		-
Gain on deemed disposal of subsidiaries		2,964		-
Gain on disposal of subsidiaries		22,978		-
Gain on disposal of interest in an associate		-		3,922
Dividend income		1,784		4,508
Consolidated profit before taxation		1,774,198		1,017,707

5 SEGMENT INFORMATION *(continued)*

(b) Segment assets for reportable segments

	2021 US\$'000	2020 US\$'000
IDG	24,832,408	20,045,317
DCG	5,192,122	4,656,685
Segment assets for reportable segments	30,024,530	24,702,002
Unallocated:		
Deferred income tax assets	2,344,740	2,059,582
Financial assets at FVPL	805,013	494,807
Financial assets at FVOCI	84,796	56,136
Derivative financial assets	118,299	138,813
Interests in associates and joint ventures	65,455	60,307
Bank deposits and cash and cash equivalents	3,127,770	3,617,470
Unallocated deposits, prepayments and other receivables	650,892	379,429
Income tax recoverable	254,442	196,464
Other unallocated assets	514,694	423,157
Total assets per consolidated balance sheet	37,990,631	32,128,167

Notes to the financial statements

5 SEGMENT INFORMATION *(continued)*

(c) Segment liabilities for reportable segments

	2021 US\$' 000	2020 US\$' 000
IDG	26,543,826	20,271,781
DCG	2,202,485	1,666,557
Segment liabilities for reportable segments	28,746,311	21,938,338
Unallocated:		
Deferred income tax liabilities	391,258	342,805
Derivative financial liabilities	35,944	73,784
Borrowings	3,997,853	4,859,599
Unallocated other payables and accruals	786,028	470,200
Unallocated other non-current liabilities	27,261	26,771
Income tax payable	395,443	357,375
Total liabilities per consolidated balance sheet	34,380,098	28,068,872

(d) Analysis of revenue by geography

	2021 US\$' 000	2020 US\$' 000
China	14,257,290	10,857,955
Asia Pacific ("AP")	11,797,083	11,263,518
Europe-Middle East-Africa ("EMEA")	15,882,576	12,419,641
Americas ("AG")	18,805,363	16,175,235
	60,742,312	50,716,349

(e) Analysis of revenue by timing of revenue recognition

	2021 US\$' 000	2020 US\$' 000
Point in time	59,080,578	49,406,643
Over time	1,661,734	1,309,706
	60,742,312	50,716,349

5 SEGMENT INFORMATION *(continued)*

(f) Revenue recognized in relation to deferred revenue and receipt in advance

Deferred revenue and receipt in advance (included in “other payables and accruals”) amounting to US\$2,374 million (2020: US\$1,866 million) primarily relate to the Group’s unfulfilled performance obligations for which consideration has been received at the reporting date. Revenue is recognized in the period when the performance obligations are fulfilled. US\$1,002 million (2020: US\$997 million) was recognized as revenue during the year that was included in such balance at the beginning of the year.

(g) Transaction price allocated to the remaining performance obligations

The following table includes revenue expected to be recognized in the future related to performance obligations that are unsatisfied or partially unsatisfied at the reporting date.

	2021 US\$'000	2020 US\$'000
Within one year	1,190,970	1,001,557
More than one year	1,183,247	864,805
	2,374,217	1,866,362

(h) Other segment information

	IDG		DCG		Total	
	2021 US\$'000	2020 US\$'000	2021 US\$'000	2020 US\$'000	2021 US\$'000	2020 US\$'000
Depreciation and amortization	571,606	562,748	246,187	238,554	817,793	801,302
Finance income	13,781	20,101	1,274	2,790	15,055	22,891
Finance costs	133,327	218,726	53,376	19,362	186,703	238,088
Additions to non-current assets (Note)	1,394,699	919,915	177,283	244,487	1,571,982	1,164,402

Note: Excluding other non-current assets and including non-current assets acquired through acquisition of subsidiaries.

The total of non-current assets other than financial instruments, deferred income tax assets and post-employment benefit assets (there are no rights arising under insurance contracts) located in Chinese Mainland and other countries is approximately US\$5,097,235,000 (2020: US\$4,515,808,000) and US\$6,323,495,000 (2020: US\$6,268,393,000) respectively.

Notes to the financial statements

6 OPERATING PROFIT

Operating profit is stated after charging/(crediting) the following:

	2021 US\$' 000	2020 US\$' 000
Depreciation of property, plant and equipment	301,483	276,453
Depreciation of right-of-use assets	99,795	103,600
Amortization of intangible assets	658,740	589,734
Impairment of intangible assets	52,606	-
Employee benefit costs (Note 9)	5,149,862	4,446,884
Cost of inventories sold	48,230,328	40,097,169
Auditor's remuneration (Note)		
- Audit services	9,871	9,952
- Non-audit services	1,625	2,615
Rental expenses	14,361	15,820
Government grants (Note 27(c))	(54,623)	(85,470)
Net foreign exchange loss	116,046	92,614
Net loss/(gain) on foreign exchange forward contracts for cash flow hedges reclassified from equity	255,312	(142,296)
(Gain)/loss on disposal of property, plant and equipment	(110,004)	11,467
Loss on disposal of intangible assets	1,574	1,067
Fair value gain on financial assets at FVPL	(201,597)	(66,036)
Fair value loss on a financial liability at FVPL	13,721	23,826
Dilution gain on interest in an associate	(31,374)	-
Gain on deemed disposal of subsidiaries	(2,964)	-
Gain on disposal of subsidiaries	(36,029)	(12,844)
Gain on disposal of interest in an associate	-	(3,922)

Note: Audit services fee of US\$2,960,000 and non-audit services fee of US\$2,460,000 paid or payable to the Company's auditor for the proposed issuance of Chinese depository receipts was not recognized in profit or loss and will be deducted from equity upon the completion of the issuance of Chinese depository receipts. Included in the above audit services fee, US\$8,172,000 (2020: US\$8,600,000) is payable to the Company's auditor.

7 FINANCE INCOME AND COSTS

(a) Finance income

	2021 US\$'000	2020 US\$'000
Interest on bank deposits	32,788	40,050
Interest on money market funds	1,966	7,800
	34,754	47,850

(b) Finance costs

	2021 US\$'000	2020 US\$'000
Interest on bank loans and overdrafts	43,845	87,859
Interest on convertible bonds	39,853	39,488
Interest on notes	136,983	90,529
Interest on lease liabilities	20,005	17,270
Factoring costs	136,820	189,363
Interest on contingent consideration and written put option liabilities	26,329	26,556
Others	4,805	3,129
	408,640	454,194

8 TAXATION

The amount of taxation in the consolidated income statement represents:

	2021 US\$'000	2020 US\$'000
Current tax		
- Profits tax in Hong Kong S.A.R. of China	118,751	73,957
- Taxation outside Hong Kong S.A.R. of China	537,973	398,905
Deferred tax (Note 19)		
- Credit for the year	(195,525)	(259,658)
	461,199	213,204

Notes to the financial statements

8 TAXATION (continued)

Profits tax in Hong Kong S.A.R. of China has been provided for at the rate of 16.5% (2020: 16.5%) on the estimated assessable profit for the year. Taxation outside Hong Kong S.A.R. of China represents income and irrecoverable withholding taxes of subsidiaries operating in the Chinese Mainland and overseas, calculated at rates applicable in the respective jurisdictions.

The Group has been granted certain tax concessions by tax authorities in the Chinese Mainland and overseas whereby the subsidiaries operating in the respective jurisdictions are entitled to tax concessions.

The differences between the Group's expected tax charge, calculated at the domestic rates applicable to the countries concerned, and the Group's tax charge for the year are as follows:

	2021 US\$' 000	2020 US\$' 000
Profit before taxation	1,774,198	1,017,707
Tax calculated at domestic rates applicable in countries concerned	576,223	333,430
Income not subject to taxation	(517,533)	(408,883)
Expenses not deductible for taxation purposes	279,905	307,631
Recognition/utilization of previously unrecognized temporary differences/tax losses	(46,216)	(50,924)
Deferred income tax assets not recognized	155,670	32,278
Under/(over)-provision in prior years	13,150	(328)
	461,199	213,204

The weighted average applicable tax rate for the year was 32.5% (2020: 32.8%). The decrease is caused by changes in tax concessions and profitability of the Group's subsidiaries in respective countries they are operating.

The tax (charge)/credit relating to components of other comprehensive income is as follows:

	2021			2020		
	Before tax US\$' 000	Tax charge US\$' 000	After tax US\$' 000	Before tax US\$' 000	Tax credit US\$' 000	After tax US\$' 000
Fair value change on financial assets at FVOCI	(4,398)	(683)	(5,081)	(11,305)	380	(10,925)
Fair value change on cash flow hedges	14,987	-	14,987	35,249	-	35,249
Remeasurements of post-employment benefit obligations (Note 35)	35,735	-	35,735	(46,275)	-	(46,275)
Currency translation differences	104,133	-	104,133	(424,422)	-	(424,422)
Other comprehensive income/(loss)	150,457	(683)	149,774	(446,753)	380	(446,373)
Deferred tax (Note 19)		(683)			380	

9 EMPLOYEE BENEFIT COSTS

	2021 US\$'000	2020 US\$'000
Wages and salaries, including severance and other related costs of US\$75,006,000 (2020: nil)	4,028,934	3,401,087
Social security costs	282,753	266,126
Long-term incentive awards granted (Note 28)	291,737	258,610
Pension costs		
- Defined contribution plans	188,551	197,318
- Defined benefit plans (Note 35)	26,157	21,610
Others	331,730	302,133
	5,149,862	4,446,884

The Group contributes to respective local municipal government retirement schemes which are available to all qualified employees in the Chinese Mainland. Contributions to these schemes are calculated with reference to the monthly average salaries as set out by the local municipal government.

The Group participates in various defined contribution schemes, either voluntary or mandatory, for all qualified employees. The assets of those defined contribution schemes are held separately from those of the Group in independently administered funds.

The Group also contributes to certain defined benefit pension schemes, details of which are set out in Note 35.

Notes to the financial statements

10 EMOLUMENTS OF DIRECTORS AND HIGHEST PAID INDIVIDUALS

(a) Directors' and senior management's emoluments

Directors' emoluments comprise payments by the Group to directors of the Company in connection with the management of the affairs of the Company and its subsidiaries. The remuneration of each director and the chief executive who is also a director, for the years ended March 31, 2021 and 2020 is set out below:

Name of Director	2021							Total US\$'000
	Fees US\$'000	Salaries US\$'000	Discretionary bonuses (i) US\$'000	Long-term incentive awards (ii) US\$'000	Retirement payments and employer's contribution to pension schemes US\$'000	Other benefits in-kind US\$'000		
Executive director								
Mr. Yang Yuanqing (CEO)	-	1,301	5,855	18,448	137	425	26,166	
Non-executive directors								
Mr. Zhu Linan	100	-	-	220	-	-	320	
Mr. Zhao John Huan	100	-	-	220	-	-	320	
Independent non-executive directors								
Mr. Nicholas C. Allen	128	-	-	220	-	-	348	
Mr. Nobuyuki Idei	53	-	-	289	-	-	342	
Mr. William O. Grabe	135	-	-	220	-	-	355	
Mr. William Tudor Brown	120	-	-	220	-	-	340	
Mr. Yang Chih-Yuan Jerry	100	-	-	220	-	-	320	
Mr. Gordon Robert Halyburton Orr	100	-	-	220	-	-	320	
Mr. Woo Chin Wan Raymond	100	-	-	182	-	-	282	
Ms. Yang Lan	63	-	-	62	-	-	125	
	999	1,301	5,855	20,521	137	425	29,238	

10 EMOLUMENTS OF DIRECTORS AND HIGHEST PAID INDIVIDUALS *(continued)*

(a) Directors' and senior management's emoluments *(continued)*

Name of Director	2020							Total US\$' 000
	Fees US\$' 000	Salaries US\$' 000	Discretionary bonuses (i) US\$' 000	Long-term incentive awards (ii) US\$' 000	Retirement payments and employer's contribution to pension schemes US\$' 000	Other benefits in-kind US\$' 000		
Executive director								
Mr. Yang Yuanqing (CEO)	-	1,270	7,533	15,041	133	686	24,663	
Non-executive directors								
Mr. Zhu Linan	98	-	-	204	-	-	302	
Mr. Zhao John Huan	98	-	-	204	-	-	302	
Independent non-executive directors								
Dr. Tian Suning	74	-	-	178	-	-	252	
Mr. Nicholas C. Allen	125	-	-	204	-	-	329	
Mr. Nobuyuki Idei	98	-	-	204	-	-	302	
Mr. William O. Grabe	135	-	-	204	-	-	339	
Mr. William Tudor Brown	101	-	-	204	-	-	305	
Ms. Ma Xuezheng	78	-	-	431	-	-	509	
Mr. Yang Chih-Yuan Jerry	98	-	-	204	-	-	302	
Mr. Gordon Robert Halyburton Orr	98	-	-	204	-	-	302	
Mr. Woo Chin Wan Raymond	85	-	-	76	-	-	161	
	1,088	1,270	7,533	17,358	133	686	28,068	

Notes to the financial statements

10 EMOLUMENTS OF DIRECTORS AND HIGHEST PAID INDIVIDUALS *(continued)*

(a) Directors' and senior management's emoluments *(continued)*

Notes:

- (i) Discretionary bonuses paid for the two years ended March 31, 2021 and 2020 represent the amounts in connection with the performance bonuses for the two years ended March 31, 2020 and 2019 respectively.
- (ii) Details of the long-term incentive program of the Company are set out in Note 28. The fair value of the employee services received in exchange for the grant of the long-term incentive awards is recognized as an expense. The total amount to be amortized over the vesting period is determined by reference to the fair value of the long-term incentive awards at the date of grant. The amounts disclosed above represent the amortized amounts for the two years ended March 31, 2021 and 2020.
- (iii) Mr. William O. Grabe has elected to defer his receipt of the cash of director's fee into fully vested share units under the long-term incentive program (Note 28) for the two years ended March 31, 2021 and 2020.
- (iv) During the years ended March 31, 2021 and 2020, annual pension payment of US\$1.5 million was made to Mr. Liu Chuanzhi, a retired director.
- (v) Ms. Yang Lan was appointed as an independent non-executive director on May 15, 2020.
- (vi) Mr. Nobuyuki Idei retired from the position of an independent non-executive director on July 9, 2020.
- (vii) Dr. Tian Suning retired from the position of an independent non-executive director on July 9, 2019. Ms. Ma Xuezheng passed away and ceased to be an independent non-executive director of the Company on August 31, 2019.

During the year, no retirement benefits, payments or benefits in respect of termination of directors' services were paid or made, directly or indirectly, to the directors; nor any are payable (2020: nil). No consideration was provided to or receivable by third parties for making available directors' service (2020: nil). There are no loans, quasi-loans or other dealings in favour of the directors, their controlled body corporate and connected entities (2020: nil).

No director of the Company had a material interest, directly or indirectly, in any significant transactions, arrangements and contracts in relation to the Company's business to which the Company was or is a party that subsisted at the end of the year or at any time during the year (2020: nil).

10 EMOLUMENTS OF DIRECTORS AND HIGHEST PAID INDIVIDUALS *(continued)*

(b) Five highest paid individuals

The five individuals whose emoluments were the highest in the Group for the year include one (2020: one) director whose emoluments are reflected in the analysis presented above. The emoluments of the remaining four (2020: four) individuals during the year are as follows:

	2021 US\$'000	2020 US\$'000
Basic salaries, allowances, and other benefits-in-kind	4,590	4,400
Discretionary bonuses (i)	17,739	18,503
Retirement payments and employer's contribution to pension schemes	4,730	5,828
Long-term incentive awards	28,871	26,094
Others	1,046	503
	56,976	55,328

Note:

- (i) Discretionary bonuses paid for the two years ended March 31, 2021 and 2020 represent the amounts in connection with the performance bonuses for the two years ended March 31, 2020 and 2019 respectively.

The emoluments fell within the following bands:

	Number of individuals	
	2021	2020
Emolument bands		
US\$8,319,678 - US\$8,384,171	1	2
US\$8,706,640 - US\$8,771,133	1	-
US\$9,480,564 - US\$9,545,056	1	-
US\$9,867,525 - US\$9,932,018	-	1
US\$28,699,665 - US\$28,764,158	-	1
US\$30,376,499 - US\$30,440,992	1	-

Notes to the financial statements

11 EARNINGS PER SHARE

(a) Basic

Basic earnings per share is calculated by dividing the profit attributable to equity holders of the Company by the weighted average number of ordinary shares in issue during the year after adjusting shares held by the employee share trusts for the purposes of awarding shares to eligible employees under the long term incentive program.

	2021	2020
Weighted average number of ordinary shares in issue	12,024,746,107	12,014,791,614
Adjustment for shares held by employee share trusts	(114,835,047)	(92,013,352)
Weighted average number of ordinary shares in issue for calculation of basic earnings per share	11,909,911,060	11,922,778,262

	2021 US\$' 000	2020 US\$' 000
Profit attributable to equity holders of the Company	1,178,307	665,091
Adjustment for tender premium on repurchase of perpetual securities	(42,609)	-
Profit attributable to equity holders of the Company used to determine basic earnings per share	1,135,698	665,091

(b) Diluted

The calculation of the diluted earnings per share is based on the profit attributable to equity holders of the Company, adjusted to reflect the impact from any dilutive potential ordinary shares issued by the Group, as appropriate. The weighted average number of ordinary shares used in the calculation is the weighted average number of ordinary shares in issue during the year, as used in the basic earnings per share calculation, and the weighted average number of ordinary shares assumed to have been issued at no consideration on the deemed exercise or conversion of all dilutive potential ordinary shares into ordinary shares.

11 EARNINGS PER SHARE *(continued)*

(b) Diluted *(continued)*

The Group has five (2020: five) categories of potential ordinary shares, namely long-term incentive awards, bonus warrants, put option written on non-controlling interests, convertible bonds and convertible preferred shares. Long-term incentive awards and convertible bonds were dilutive for the years ended March 31, 2021 and 2020. Put option written on non-controlling interests and convertible preferred shares were anti-dilutive for the years ended March 31, 2021 and 2020. Bonus warrants were anti-dilutive for the year ended March 31, 2021 and dilutive for the year ended March 31, 2020. On November 16, 2020, 26,914,000 units of bonus warrants were exercised, the remaining units were expired during the year.

	2021	2020
Weighted average number of ordinary shares in issue for calculation of basic earnings per share	11,909,911,060	11,922,778,262
Adjustment for long-term incentive awards	471,364,397	233,802,440
Adjustment for bonus warrants	-	7,856,832
Adjustment for convertible bonds	741,902,700	694,709,646
Weighted average number of ordinary shares in issue for calculation of diluted earnings per share	13,123,178,157	12,859,147,180

	2021 US\$' 000	2020 US\$' 000
Profit attributable to equity holders of the Company used to determine basic earnings per share	1,135,698	665,091
Adjustment for interest on convertible bonds, net of tax	33,278	32,972
Profit attributable to equity holders of the Company used to determine diluted earnings per share	1,168,976	698,063

12 DIVIDENDS

	2021 US\$' 000	2020 US\$' 000
Interim dividend of HK6.6 cents (2020: HK6.3 cents) per ordinary share, paid on December 10, 2020	102,298	96,640
Proposed final dividend - HK24.0 cents (2020: HK21.5 cents) per ordinary share	372,275	333,262
	474,573	429,902

Notes to the financial statements

13 PROPERTY, PLANT AND EQUIPMENT

	Freehold land and buildings US\$'000	Leasehold improvements US\$'000	Plant and machinery US\$'000	Furniture and fixtures US\$'000	Office equipment US\$'000	Motor vehicles US\$'000	Total US\$'000
At April 1, 2019							
Cost	858,096	479,171	788,336	76,589	650,985	9,736	2,862,913
Accumulated depreciation and impairment losses	109,356	247,627	554,565	57,028	458,640	4,880	1,432,096
Net book amount	748,740	231,544	233,771	19,561	192,345	4,856	1,430,817
Year ended March 31, 2020							
Opening net book amount	748,740	231,544	233,771	19,561	192,345	4,856	1,430,817
Exchange adjustment	(35,966)	(4,187)	(6,161)	(973)	(12,505)	(1,010)	(60,802)
Disposal of subsidiaries	-	-	-	-	(152)	-	(152)
Additions	13,861	11,652	118,532	4,884	95,966	1,768	246,663
Transfers	8,331	43,320	6,386	26,689	446	-	85,172
Disposals	(5,690)	(253)	(13,748)	(1,188)	(5,701)	(225)	(26,805)
Depreciation	(22,586)	(49,482)	(104,489)	(14,983)	(83,565)	(1,348)	(276,453)
Closing net book amount	706,690	232,594	234,291	33,990	186,834	4,041	1,398,440
At March 31, 2020							
Cost	833,471	515,678	837,614	92,798	677,408	8,210	2,965,179
Accumulated depreciation and impairment losses	126,781	283,084	603,323	58,808	490,574	4,169	1,566,739
Net book amount	706,690	232,594	234,291	33,990	186,834	4,041	1,398,440
Year ended March 31, 2021							
Opening net book amount	706,690	232,594	234,291	33,990	186,834	4,041	1,398,440
Exchange adjustment	30,960	2,292	5,053	1,295	5,026	171	44,797
Acquisition of subsidiaries	322	-	-	-	19	7	348
Disposal of subsidiaries	(7)	(206)	(207)	(27)	(2,011)	-	(2,458)
Additions	21,092	25,877	150,333	5,377	99,298	943	302,920
Transfers	124,225	14,761	46,360	34,121	6,823	6	226,296
Disposals	(71,899)	(3,886)	(13,110)	(301)	(5,342)	(447)	(94,985)
Depreciation	(24,920)	(53,437)	(105,327)	(29,863)	(86,577)	(1,359)	(301,483)
Closing net book amount	786,463	217,995	317,393	44,592	204,070	3,362	1,573,875
At March 31, 2021							
Cost	946,688	547,309	955,603	128,635	651,667	8,262	3,238,164
Accumulated depreciation and impairment losses	160,225	329,314	638,210	84,043	447,597	4,900	1,664,289
Net book amount	786,463	217,995	317,393	44,592	204,070	3,362	1,573,875

14 RIGHT-OF-USE ASSETS

	2021 US\$'000	2020 US\$'000
At the beginning of the year	812,235	-
Change in accounting policy	-	784,170
Adjusted balance at the beginning of the year	812,235	784,170
Exchange adjustment	37,743	(32,114)
Acquisition of subsidiaries	28	-
Disposal of subsidiaries	(16)	-
Additions	168,750	218,056
Disposals	(14,842)	(44,720)
Depreciation	(110,476)	(113,157)
At the end of the year	893,422	812,235

15 CONSTRUCTION-IN-PROGRESS

	Buildings under construction		Internal use software		Others		Total	
	2021 US\$'000	2020 US\$'000	2021 US\$'000	2020 US\$'000	2021 US\$'000	2020 US\$'000	2021 US\$'000	2020 US\$'000
At the beginning of the year	62,918	38,056	228,234	174,878	13,089	19,163	304,241	232,097
Exchange adjustment	15,771	(21,348)	7,115	(13,018)	(1,394)	(2,524)	21,492	(36,890)
Disposal of subsidiaries	(36,626)	-	-	-	-	-	(36,626)	-
Additions	137,155	80,002	277,386	297,315	52,077	40,235	466,618	417,552
Transfers	(155,928)	(33,792)	(343,835)	(230,941)	(48,348)	(43,785)	(548,111)	(308,518)
At the end of the year	23,290	62,918	168,900	228,234	15,424	13,089	207,614	304,241

Notes to the financial statements

16 INTANGIBLE ASSETS

(a)	Goodwill (b) US\$'000	Trademarks and trade names (b) US\$'000	Internal use software US\$'000	Customer relationships US\$'000	Patent and technology (c) US\$'000	Exclusive right US\$'000	Total US\$'000
At April 1, 2019							
Cost	4,942,289	1,307,330	1,288,725	1,544,885	1,988,698	48,600	11,120,527
Accumulated amortization and impairment losses	-	38,745	907,345	596,505	1,253,357	-	2,795,952
Net book amount	4,942,289	1,268,585	381,380	948,380	735,341	48,600	8,324,575
Year ended March 31, 2020							
Opening net book amount	4,942,289	1,268,585	381,380	948,380	735,341	48,600	8,324,575
Exchange adjustment	(226,976)	(871)	(12,081)	(5,256)	(7,161)	(2,324)	(254,669)
Additions	-	-	21,888	-	260,243	-	282,131
Transfer from construction-in-progress	-	-	197,515	-	25,831	-	223,346
Disposals	-	-	(196)	-	(871)	-	(1,067)
Amortization	-	-	(151,989)	(141,940)	(292,160)	(3,645)	(589,734)
Closing net book amount	4,715,313	1,267,714	436,517	801,184	721,223	42,631	7,984,582
At March 31, 2020							
Cost	4,715,313	1,304,568	1,467,163	1,528,255	2,269,831	46,159	11,331,289
Accumulated amortization and impairment losses	-	36,854	1,030,646	727,071	1,548,608	3,528	3,346,707
Net book amount	4,715,313	1,267,714	436,517	801,184	721,223	42,631	7,984,582
Year ended March 31, 2021							
Opening net book amount	4,715,313	1,267,714	436,517	801,184	721,223	42,631	7,984,582
Exchange adjustment	120,972	4,143	33,613	11,741	3,547	4,339	178,355
Acquisition of subsidiaries	11,106	-	568	156	297	4,807	16,934
Disposals of subsidiaries	-	-	(145)	-	-	-	(145)
Additions	-	-	34,905	-	581,479	-	616,384
Transfer from construction-in-progress	-	-	252,049	-	69,766	-	321,815
Disposals	-	-	(658)	-	(916)	-	(1,574)
Amortization	-	-	(190,786)	(142,865)	(321,848)	(3,241)	(658,740)
Impairment	-	-	-	-	(52,606)	-	(52,606)
Closing net book amount	4,847,391	1,271,857	566,063	670,216	1,000,942	48,536	8,405,005
At March 31, 2021							
Cost	4,847,391	1,308,752	1,811,116	1,553,325	2,835,244	55,693	12,411,521
Accumulated amortization and impairment losses	-	36,895	1,245,053	883,109	1,834,302	7,157	4,006,516
Net book amount	4,847,391	1,271,857	566,063	670,216	1,000,942	48,536	8,405,005

16 INTANGIBLE ASSETS *(continued)*

(a) *(continued)*

Amortization of US\$43,154,000 (2020: US\$16,127,000), US\$11,057,000 (2020: US\$8,366,000), US\$445,904,000 (2020: US\$413,894,000) and US\$158,625,000 (2020: US\$151,347,000) are included in the 'cost of sales', 'selling and distribution expenses', 'administrative expenses' and 'research and development expenses' in the consolidated income statement respectively.

(b) Impairment tests for goodwill and intangible assets with indefinite useful lives

The carrying amounts of goodwill and trademarks and trade names with indefinite useful lives are presented below:

	China US\$ million	AP US\$ million	EMEA US\$ million	AG US\$ million	Mature Market US\$ million	Emerging Market US\$ million	Total US\$ million
At March 31, 2021							
Goodwill							
- PC and Smart Device Business Group ("PCSD")	1,089	683	234	295	-	-	2,301
- Mobile Business Group ("MBG")	-	-	-	-	676	774	1,450
- DCG	508	159	85	344	-	-	1,096
Trademarks and trade names							
- PCSD	209	59	107	67	-	-	442
- MBG	-	-	-	-	197	263	460
- DCG	162	54	31	123	-	-	370
At March 31, 2020							
Goodwill							
- PCSD	1,002	686	215	297	-	-	2,200
- MBG	-	-	-	-	666	799	1,465
- DCG	471	159	77	343	-	-	1,050
Trademarks and trade names							
- PCSD	209	59	103	67	-	-	438
- MBG	-	-	-	-	197	263	460
- DCG	162	54	31	123	-	-	370

Notes to the financial statements

16 INTANGIBLE ASSETS *(continued)*

(b) Impairment tests for goodwill and intangible assets with indefinite useful lives *(continued)*

The Group completed its annual impairment test for goodwill allocated to the Group's various CGUs by comparing their recoverable amounts to their carrying amounts as at the reporting date. The recoverable amount of a CGU is determined based on value in use. These assessments use pre-tax cash flow projections based on financial budgets approved by management covering a five-year period with a terminal value related to the future cash flow of the CGU extrapolated using constant projection of cash flows beyond the five-year period. The estimated growth rates adopted do not exceed the long-term average growth rates for the businesses in which the CGU operates.

Future cash flows are discounted at the rate of 10%, 12% and 11% for PCSD, MBG and DCG respectively (2020: 9%, 11% and 10% respectively). The estimated compound annual growth rates used for value-in-use calculations under the five-year financial budgets period are as follows:

	2021			2020		
	PCSD	MBG	DCG	PCSD	MBG	DCG
China	-1%	N/A	16%	2%	N/A	29%
AP	-4%	N/A	20%	-3%	N/A	22%
EMEA	-5%	N/A	17%	0%	N/A	23%
AG	-4%	N/A	24%	-2%	N/A	29%
Mature Market	N/A	25%	N/A	N/A	30%	N/A
Emerging Market	N/A	19%	N/A	N/A	17%	N/A

Management determined budgeted gross margins based on past performance and its expectations for the market development. The budgeted growth rates are based on management expectations taking into consideration the COVID-19 impact, and where considered appropriate, with adjustments made with reference to industry reports which are more conservative for the purpose of goodwill impairment test. The discount rates are pre-tax and reflect specific risks relating to the relevant segments.

The directors are of the view that there was no impairment of goodwill and trademarks and trade names based on impairment tests performed as at March 31, 2021 (2020: nil).

The Group has performed a sensitivity analysis on key assumptions used for the annual impairment test for goodwill. A reasonably possible change in key assumptions used in the impairment test for goodwill would not cause any CGU's carrying amount to exceed its respective recoverable amount.

- (c) At March 31, 2021, patent and technology of US\$77,163,000 (2020: US\$34,545,000) is under development.

17 INTERESTS IN ASSOCIATES AND JOINT VENTURES

	2021 US\$'000	2020 US\$'000
Share of net assets		
– Associates	60,618	53,291
– Joint ventures	4,837	7,016
	65,455	60,307

The following is a list of the principal associates and joint ventures:

Company name	Place of incorporation/ establishment	Interest held indirectly		Principal activities
		2021	2020	
Associates				
北京閃聯雲視信息技術有限公司 (Beijing Shanlian Yunshi Information Technology Limited) (ii)	Chinese Mainland	23.7%	23.7%	Distribution and development of IT technology
茄子技術控股有限公司 (Shareit Technology Holdings Inc.) (ii)	Cayman Islands	38.0%	43.7%	Software development
北京平安聯想智慧醫療信息技術有限公司 (Beijing Lenovo Healthcare Information Technology Ltd.) (ii)	Chinese Mainland	25.4%	25.4%	Development of hospital and regional healthcare information system
Joint ventures				
聯想新視界(北京)科技有限 公司 (Lenovo New Vision (Beijing) Technology Co., Ltd.) (ii)	Chinese Mainland	37.6%	37.1%	Software development
聯想教育科技(北京)有限 公司 (Lenovo Education Technology Co., Ltd.) (ii)	Chinese Mainland	49.0%	49.0%	Talent development in vocational education

Notes:

- (i) Majority of the above associates and joint ventures operate principally in their respective places of incorporation or establishment.
- (ii) The English name of the company is a direct translation or transliteration of its Chinese registered name.

The following sets out the aggregate amount of the Group's share of associates and joint ventures:

	2021 US\$'000	2020 US\$'000
Share of losses of associates	27,087	13,381
Share of losses of joint ventures	5,236	1,164
	32,323	14,545

Notes to the financial statements

18 FINANCIAL INSTRUMENTS BY CATEGORY

	Financial assets at amortized cost US\$' 000	Financial assets at FVPL US\$' 000	Derivatives used for hedging US\$' 000	Financial assets at FVOCI (non-recycling) US\$' 000	Other financial assets at FVOCI (recycling) US\$' 000	Total US\$' 000
Assets						
At March 31, 2021						
Financial assets at FVPL	-	805,013	-	-	-	805,013
Financial assets at FVOCI	-	-	-	84,796	-	84,796
Derivative financial assets	-	179	118,120	-	-	118,299
Trade receivables	-	-	-	-	8,397,825	8,397,825
Notes receivable	78,939	-	-	-	-	78,939
Deposits and other receivables	3,804,465	-	-	-	-	3,804,465
Bank deposits	59,385	-	-	-	-	59,385
Cash and cash equivalents	3,068,385	-	-	-	-	3,068,385
	7,011,174	805,192	118,120	84,796	8,397,825	16,417,107
At March 31, 2020						
Financial assets at FVPL	-	494,807	-	-	-	494,807
Financial assets at FVOCI	-	-	-	56,136	-	56,136
Derivative financial assets	-	-	138,813	-	-	138,813
Trade receivables	-	-	-	-	6,263,012	6,263,012
Notes receivable	11,529	-	-	-	-	11,529
Deposits and other receivables	2,394,352	-	-	-	-	2,394,352
Bank deposits	66,480	-	-	-	-	66,480
Cash and cash equivalents	3,550,990	-	-	-	-	3,550,990
	6,023,351	494,807	138,813	56,136	6,263,012	12,976,119

18 FINANCIAL INSTRUMENTS BY CATEGORY *(continued)*

	Financial liabilities at amortized cost US\$' 000	Financial liabilities at FVPL US\$' 000	Derivatives used for hedging US\$' 000	Total US\$' 000
Liabilities				
At March 31, 2021				
Trade payables	10,220,796	-	-	10,220,796
Notes payable	885,628	-	-	885,628
Derivative financial liabilities	-	202	35,742	35,944
Other payables and accruals	10,256,539	-	-	10,256,539
Lease liabilities	466,926	-	-	466,926
Borrowings	3,694,481	303,372	-	3,997,853
Deferred consideration	25,072	-	-	25,072
Written put option liabilities	842,776	-	-	842,776
Others	463,748	-	-	463,748
	26,855,966	303,574	35,742	27,195,282
At March 31, 2020				
Trade payables	7,509,724	-	-	7,509,724
Notes payable	1,458,645	-	-	1,458,645
Derivative financial liabilities	-	10,052	63,732	73,784
Other payables and accruals	7,197,906	-	-	7,197,906
Lease liabilities	438,782	-	-	438,782
Borrowings	4,541,773	317,826	-	4,859,599
Deferred consideration	25,072	-	-	25,072
Contingent consideration	-	117,387	-	117,387
Written put option liabilities	802,273	-	-	802,273
Others	62,375	-	-	62,375
	22,036,550	445,265	63,732	22,545,547

Notes to the financial statements

19 DEFERRED INCOME TAX ASSETS AND LIABILITIES

Deferred income tax is calculated in full on temporary differences under the liability method using the rates applicable in the respective jurisdictions.

Deferred income tax assets and liabilities are netted off when the taxes relate to the same tax authority and where offsetting is legally enforceable. The following amounts, determined after appropriate offsetting, are shown separately on the consolidated balance sheet:

	2021 US\$' 000	2020 US\$' 000
Deferred income tax assets:		
Recoverable within 12 months	935,870	745,307
Recoverable after 12 months	1,408,870	1,314,275
	2,344,740	2,059,582
Deferred income tax liabilities:		
Settled after 12 months	(391,258)	(342,805)
Net deferred income tax assets	1,953,482	1,716,777

The movements in the net deferred income tax assets are as follows:

	2021 US\$' 000	2020 US\$' 000
At the beginning of the year	1,716,777	1,503,223
Reclassification and exchange adjustment	(2,465)	(39,459)
Credited to consolidated income statement (Note 8)	195,525	259,658
(Charged)/credited to other comprehensive income (Note 8)	(683)	380
Credited/(charged) to share-based compensation reserve	45,774	(7,025)
Acquisition of subsidiaries	(1,446)	-
At the end of the year	1,953,482	1,716,777

19 DEFERRED INCOME TAX ASSETS AND LIABILITIES *(continued)*

(a) The movements in deferred income tax assets (prior to offsetting of balances within the same tax jurisdiction), analyzed by major components, during the year are as follows:

	Provisions and accruals US\$'000	Tax losses US\$'000	Tax depreciation allowance US\$'000	Deferred revenue US\$'000	Share- based payment US\$'000	Others US\$'000	Total US\$'000
At April 1, 2019	560,203	1,089,351	73,569	109,967	36,517	1,548	1,871,155
Reclassification and exchange adjustments	(21,961)	(8,150)	(3,053)	(2,566)	-	(579)	(36,309)
(Charged)/credited to consolidated income statement	(15,628)	233,598	13,734	44,520	(11,921)	267	264,570
Charged to share-based compensation reserve	-	-	-	-	(7,025)	-	(7,025)
At March 31, 2020	522,614	1,314,799	84,250	151,921	17,571	1,236	2,092,391
Reclassification and exchange adjustments	6,430	992	318	(788)	-	(151)	6,801
Credited to consolidated income statement	46,634	86,658	11,425	35,321	45,600	-	225,638
Credited to share-based compensation reserve	-	-	-	-	45,774	-	45,774
At March 31, 2021	575,678	1,402,449	95,993	186,454	108,945	1,085	2,370,604

Deferred income tax assets are recognized for deductible temporary differences and tax losses carried forward to the extent that realization of the related tax benefit through the future taxable profits is probable.

Notes to the financial statements

19 DEFERRED INCOME TAX ASSETS AND LIABILITIES *(continued)*

(a) *(continued)*

At March 31, 2021, the Group did not recognize deferred income tax assets in respect of deductible temporary differences of approximately US\$1,841,623,000 (2020: US\$1,247,291,000) and tax losses of approximately US\$2,667,943,000 (2020: US\$2,420,630,000) that can be carried forward against future taxable income, of which, tax losses of US\$1,269,280,000 (2020: US\$1,062,078,000) can be carried forward indefinitely. The remaining balances of tax losses will expire as follows:

	2021 US\$' 000	2020 US\$' 000
Expiring in		
– 2020	–	54,107
– 2021	321,978	137,612
– 2022	185,616	380,786
– 2023	297,610	128,383
– 2024	79,408	185,843
– 2025	175,976	326,975
– 2026	250,998	9,577
– 2027	17,618	18,364
– 2028	3,198	528
– 2029	187	116,377
– 2030	66,074	–
	1,398,663	1,358,552

19 DEFERRED INCOME TAX ASSETS AND LIABILITIES *(continued)*

(b) The movements in deferred income tax liabilities (prior to offsetting of balances within the same tax jurisdiction), analyzed by major components, during the year are as follows:

	Intangible valuation US\$'000	Undistributed earnings US\$'000	Property valuation US\$'000	Accelerated tax depreciation US\$'000	Others US\$'000	Total US\$'000
At April 1, 2019	146,830	80,729	2,164	135,935	2,274	367,932
Reclassification and exchange adjustments	(10,737)	466	(427)	13,668	180	3,150
(Credited)/charged to consolidated income statement	(7,825)	599	-	11,399	739	4,912
Credited to other comprehensive income	-	-	-	-	(380)	(380)
At March 31, 2020	128,268	81,794	1,737	161,002	2,813	375,614
Reclassification and exchange adjustments	(1,447)	(768)	1,936	9,642	(97)	9,266
(Credited)/charged to consolidated income statement	(16,782)	17,434	-	18,999	10,462	30,113
Charged to other comprehensive income	-	-	-	-	683	683
Acquisition of subsidiaries	1,446	-	-	-	-	1,446
At March 31, 2021	111,485	98,460	3,673	189,643	13,861	417,122

Notes to the financial statements

20 FINANCIAL ASSETS

(a) Financial assets at FVPL

	2021 US\$' 000	2020 US\$' 000
At the beginning of the year	494,807	449,363
Exchange adjustment	37,570	(12,702)
Fair value change recognized in profit or loss	201,597	66,036
Additions	210,661	91,406
Disposals	(139,622)	(99,296)
At the end of the year	805,013	494,807
Listed equity securities:		
- In Hong Kong S.A.R. of China	42,613	34,345
- Outside Hong Kong S.A.R. of China	312,451	43,194
	355,064	77,539
Unlisted equity securities	449,949	417,268
	805,013	494,807

20 FINANCIAL ASSETS *(continued)*

(b) Financial assets at FVOCI

	2021 US\$'000	2020 US\$'000
At the beginning of the year	56,136	71,486
Exchange adjustment	4,059	(1,671)
Fair value change recognized in other comprehensive income	(4,398)	(11,305)
Additions	29,556	429
Disposals	(557)	(2,803)
At the end of the year	84,796	56,136
Listed equity securities:		
- In Hong Kong S.A.R. of China	14,211	7,845
- Outside Hong Kong S.A.R. of China	42,703	16,537
	56,914	24,382
Unlisted equity securities	27,882	31,754
	84,796	56,136

Notes to the financial statements

21 INVENTORIES

	2021 US\$' 000	2020 US\$' 000
Raw materials and work-in-progress	4,155,268	3,571,141
Finished goods	1,920,660	1,020,718
Service parts	304,648	355,055
	6,380,576	4,946,914

22 RECEIVABLES

(a) Customers are generally granted credit terms ranging from 0 to 120 days. Ageing analysis of trade receivables of the Group at the balance sheet date, based on invoice date, is as follows:

	2021 US\$' 000	2020 US\$' 000
0 - 30 days	6,301,112	4,768,436
31 - 60 days	1,315,788	878,135
61 - 90 days	457,658	192,075
Over 90 days	468,473	519,822
	8,543,031	6,358,468
Less: loss allowance	(145,206)	(95,456)
Trade receivables - net	8,397,825	6,263,012

At March 31, 2021, trade receivables, net of loss allowance, of US\$562,648,000 (2020: US\$805,741,000) were past due. The ageing of these receivables, based on due date, is as follows:

	2021 US\$' 000	2020 US\$' 000
Within 30 days	332,784	521,544
31 - 60 days	95,211	149,096
61 - 90 days	53,241	72,646
Over 90 days	81,412	62,455
	562,648	805,741

22 RECEIVABLES (continued)

(a) (continued)

Movements in the loss allowance of trade receivables are as follows:

	2021 US\$'000	2020 US\$'000
At the beginning of the year	95,456	100,342
Exchange adjustment	(4,954)	(1,059)
Increase in loss allowance recognized in profit or loss	142,663	44,423
Uncollectible receivables written off	(53,366)	(14,926)
Unused amounts reversed	(34,593)	(33,324)
At the end of the year	145,206	95,456

(b) Notes receivable of the Group are bank accepted notes mainly with maturity dates within six months.

(c) Details of deposits, prepayments and other receivables are as follows:

	2021 US\$'000	2020 US\$'000
Deposits	16,731	14,502
Other receivables	3,787,734	2,379,850
Prepayments	1,173,036	1,164,887
	4,977,501	3,559,239

Note: Other receivables mainly comprise amounts due from subcontractors for parts components sold in the ordinary course of business.

(d) The carrying amounts of trade receivables, notes receivable, deposits and other receivables approximate their fair values. The maximum exposure to credit risk at the balance sheet date is the fair value of each class of receivable mentioned above.

Notes to the financial statements

23 BANK DEPOSITS AND CASH AND CASH EQUIVALENTS

	2021 US\$' 000	2020 US\$' 000
Bank deposits		
– maturing between three to twelve months	13,211	15,930
– restricted bank balances	46,174	50,550
	59,385	66,480
Cash and cash equivalents		
– cash at bank and in hand	3,068,385	3,028,611
– money market funds	-	522,379
	3,068,385	3,550,990
	3,127,770	3,617,470
Maximum exposure to credit risk	3,127,770	3,617,470
Effective annual interest rates	0%-2.75%	0%-3.75%

24 PAYABLES

(a) Aging analysis of trade payables of the Group at the balance sheet date, based on invoice date, is as follows:

	2021 US\$' 000	2020 US\$' 000
0 – 30 days	6,824,377	4,793,837
31 – 60 days	2,049,369	1,699,192
61 – 90 days	949,294	596,027
Over 90 days	397,756	420,668
	10,220,796	7,509,724

(b) Notes payable of the Group are mainly repayable within three months.

(c) The carrying amounts of trade payables and notes payable approximate their fair values.

25 PROVISIONS, OTHER PAYABLES AND ACCRUALS

(a) Details of other payables and accruals are as follows:

	2021 US\$'000	2020 US\$'000
Accruals	3,385,903	2,340,811
Allowance for billing adjustments (i)	2,464,020	1,618,374
Contingent consideration (Note 27(a))	-	117,387
Written put option liabilities (Note 27(b)(ii))	324,277	-
Other payables (ii)	6,870,636	4,857,095
Lease liabilities	133,662	91,976
	13,178,498	9,025,643

Notes:

- (i) Allowance for billing adjustments relates primarily to allowances for future volume discounts, price protection, rebates, and customer sales returns.
- (ii) Majority of other payables are obligations to pay for finished goods that have been acquired in the ordinary course of business from subcontractors.
- (iii) The carrying amounts of other payables and accruals approximate their fair values.

Notes to the financial statements

25 PROVISIONS, OTHER PAYABLES AND ACCRUALS *(continued)*

(b) The components of provisions of the Group are as follows:

	Warranty US\$' 000	Environmental restoration US\$' 000	Restructuring US\$' 000	Total US\$' 000
Year ended March 31, 2020				
At the beginning of the year	976,278	33,297	15,486	1,025,061
Exchange adjustment	(32,815)	626	(91)	(32,280)
Provisions made	824,687	20,126	-	844,813
Amounts utilized	(793,311)	(18,445)	(15,395)	(827,151)
	974,839	35,604	-	1,010,443
Long-term portion classified as non-current liabilities	(258,840)	(32,832)	-	(291,672)
At the end of the year	715,999	2,772	-	718,771
Year ended March 31, 2021				
At the beginning of the year	974,839	35,604	-	1,010,443
Exchange adjustment	42,328	(431)	-	41,897
Provisions made	992,112	18,172	-	1,010,284
Amounts utilized	(835,397)	(21,195)	-	(856,592)
	1,173,882	32,150	-	1,206,032
Long-term portion classified as non-current liabilities	(266,313)	(29,339)	-	(295,652)
At the end of the year	907,569	2,811	-	910,380

The Group records its warranty liability at the time of sales based on estimated costs. Warranty claims are reasonably predictable based on historical failure rate information. The warranty accrual is reviewed quarterly to verify it properly reflects the outstanding obligation over the warranty period. Certain of these costs are reimbursable from the suppliers in accordance with the terms of relevant arrangements with them.

The Group records its environmental restoration provision at the time of sales based on estimated costs of environmentally-sound disposal of waste electrical and electronic equipment upon return from end-customers and with reference to the historical or projected future return rate. The environmental restoration provision is reviewed at least annually to assess its adequacy to meet the Group's obligation.

Restructuring costs provision mainly comprises lease termination obligations and employee termination payments, arising from a series of restructuring actions to reduce costs and enhance operational efficiency. The Group records its restructuring costs provision when it has a present legal or constructive obligation as a result of restructuring actions.

26 BORROWINGS

	2021 US\$'000	2020 US\$'000
Current liabilities		
Short-term loans (a)	58,190	2,124,562
Notes (b)	336,709	563,249
Convertible bonds (c)	-	607,169
Convertible preferred shares (d)	303,372	-
	698,271	3,294,980
Non-current liabilities		
Long-term loan (a)	2,070	3,079
Notes (b)	2,673,688	1,243,714
Convertible bonds (c)	623,824	-
Convertible preferred shares (d)	-	317,826
	3,299,582	1,564,619
	3,997,853	4,859,599

Notes:

- (a) Majority of the short-term and long-term loans are denominated in United States dollars. As at March 31, 2021, the Group has total revolving and short-term loan facilities of US\$3,029 million (2020: US\$2,834 million) which has been utilized to the extent of US\$47 million (2020: US\$2,134 million).

(b)

Issue date	Principal amount	Term	Interest rate per annum	Due date	2021 US\$'000	2020 US\$'000
June 10, 2015	RMB4 billion	5 years	4.95%	June 2020	-	563,249
March 16, 2017	US\$337 million/ US\$500 million	5 years	3.875%	March 2022	336,709	498,225
March 29, 2018	US\$687 million/ US\$750 million	5 years	4.75%	March 2023	683,982	745,489
April 24, 2020 and May 12, 2020	US\$1 billion	5 years	5.875%	April 2025	999,199	-
November 2, 2020	US\$1 billion	10 years	3.421%	November 2030	990,507	-
					3,010,397	1,806,963

On November 3, 2020, approximately US\$163 million in principal amount of the 2022 Notes and approximately US\$63 million in principal amount of the 2023 Notes were purchased by the Company. Approximately US\$337 million in principal amount of the 2022 Notes and approximately US\$687 million in principal amount of the 2023 Notes remain outstanding.

- (c) On January 24, 2019, the Company completed the issuance of 5-Year US\$675 million convertible bonds bearing annual interest at 3.375% due in January 2024 ("the Bonds") to third party professional investors ("the bondholders"). The proceeds were used to repay previous notes and for general corporate purposes. The bondholders have the right, at any time on or after 41 days after the date of issue up to the 10th day prior to the maturity date, to convert part or all of the outstanding principal amount of the Bonds into ordinary shares of the Company at a conversion price of HK\$7.99 per share, subject to adjustments. The conversion price was adjusted to HK\$7.13 per share effective on November 28, 2020. The Group expects that it will be able to meet its redemption obligations based on the financial position of the Group.

Notes to the financial statements

26 BORROWINGS (continued)

(c) (continued)

The initial fair value of the liability portion of the bond was determined using a market interest rate for an equivalent non-convertible bond at the issue date. The liability is subsequently recognized on an amortized cost basis until extinguished on conversion or maturity of the bonds. The remainder of the proceeds is allocated to the conversion option and recognized in shareholders' equity, net of income tax, and not subsequently remeasured.

The outstanding principal amount of the Bonds is repayable by the Company upon the maturity of the Bonds on January 24, 2024, if not previously redeemed, converted or purchased and cancelled. On January 24, 2021, the bondholders had the right, at the bondholders' option, to require the Company to redeem part or all of the Bonds on January 24, 2021 at their principal amount and US\$0.5 million were redeemed. The remaining principal amount of the Bonds has been reclassified to non-current liabilities as a result of the lapse of the redemption option. Assuming full conversion of the Bonds at the adjusted conversion price of HK\$7.13 per share, the Bonds will be convertible into 741,902,700 shares.

(d) On June 21, 2019, the Group completed the issuance of 2,054,791 convertible preferred shares through its wholly owned subsidiary, Lenovo Enterprise Technology Company Limited ("LETCL").

The convertible preferred shares are convertible to 20% of the enlarged issued ordinary share capital of LETCL on an as-converted and fully-diluted basis. The holders of the convertible preferred shares will be entitled cash dividends of 4% per annum payable semi-annually on the original subscription price until December 31, 2023. As at March 31, 2021, due to the occurrence of certain specified conditions, the holders of convertible preferred shares have the right to require LETCL to redeem or the Company to purchase all of their convertible preferred shares at the predetermined consideration and the convertible preferred shares have been reclassified to current liabilities. The convertible preferred shares are classified as a financial liability.

The aggregated subscription price of convertible preferred shares was approximately US\$300 million. The net proceeds from the issuance were used by LETCL and its subsidiaries towards general corporate funding and capital expenditure of LETCL and its subsidiaries.

Key assumption used to determine the fair value of the convertible preferred shares includes discount rate.

The Group expects that it will be able to meet its redemption obligations based on the financial position of the Group.

The exposure of all the borrowings of the Group to interest rate changes and the contractual repricing dates as at March 31, 2021 and 2020 are as follows:

	2021 US\$' 000	2020 US\$' 000
Within 1 year	698,271	3,294,980
Over 1 to 2 years	685,008	499,234
Over 2 to 5 years	1,624,067	1,065,385
Over 5 years	990,507	-
	3,997,853	4,859,599

The fair values of the notes and convertible bonds as at March 31, 2021 were US\$3,215 million and US\$1,140 million respectively (2020: US\$1,848 million and US\$656 million respectively). The carrying amounts of other borrowings are either at fair value or approximate their fair values as the impact of discounting is not significant.

26 BORROWINGS *(continued)*

Total bank facilities of the Group are as follows:

	Total facilities		Utilized amounts	
	2021 US\$'000	2020 US\$'000	2021 US\$'000	2020 US\$'000
Revolving loans	2,000,000	1,800,000	-	1,800,000
Short-term loans	1,028,706	1,033,800	46,958	333,800
Foreign exchange contracts	12,022,799	9,278,064	11,975,409	9,221,635
Other trade finance facilities	2,002,760	2,547,270	1,637,437	2,046,845
	17,054,265	14,659,134	13,659,804	13,402,280

All borrowings are unsecured and the effective annual interest rates at March 31, 2021 and 2020 are as follows:

	United States dollar	
	2021	2020
Short-term loans	1.72%-5.85%	1.66%-5.84%
Convertible bonds	6.15%	6.15%

27 OTHER NON-CURRENT LIABILITIES

	2021 US\$'000	2020 US\$'000
Deferred consideration (a)	25,072	25,072
Written put option liabilities (b)	518,499	802,273
Lease liabilities	333,264	346,806
Environmental restoration (Note 25(b))	29,339	32,832
Government incentives and grants received in advance (c)	66,234	51,938
Others	463,748	62,375
	1,436,156	1,321,296

Notes to the financial statements

27 OTHER NON-CURRENT LIABILITIES (continued)

Notes:

- (a) Pursuant to the completion of business combinations, the Group is required to pay in cash to the respective sellers contingent consideration with reference to certain performance indicators as written in the respective agreements with the sellers; and deferred consideration. Accordingly, current and non-current liabilities in respect of the fair value of contingent consideration and present value of deferred consideration have been recognized. The contingent consideration is subsequently re-measured at its fair values as a result of change in the expected performance at each balance sheet date, with any resulting gain or loss recognized in the consolidated income statement. Deferred consideration is subsequently carried at amortized cost.

The contingent consideration to Fujitsu Limited (“Fujitsu”) was paid in May 2020 (Note 25(a)). As at March 31, 2021, the potential undiscounted amount of future payment in respect of the deferred consideration that the Group could be required to make to the respective seller under such arrangement is as follows:

Joint venture with NEC Corporation	US\$25 million
------------------------------------	----------------

- (b) (i) Pursuant to the joint venture agreement entered into between the Company and Fujitsu, the Company and Fujitsu are respectively granted call and put options which entitle the Company to purchase from Fujitsu and Development Bank of Japan (“DBJ”), or Fujitsu and DBJ to sell to the Company, the 49% interest in FCCL. Both options will be exercisable following the fifth anniversary of the date of completion. The exercise price for the call and put options will be determined based on the fair value of the 49% interest as of the day of exercising the option. FCCL will pay to its shareholders by way of dividends in their respective shareholding proportion in a range of FCCL’s profits available for distribution under applicable law in respect of each financial year during the term of the joint venture agreement, after making transfers to reserves and provisions.
- (ii) During the year ended March 31, 2019, Hefei Zhi Ju Sheng Bao Equity Investment Co., Ltd (“ZJSB”) acquired the 49% interest in a joint venture company (“JV Co”) from Compal Electronics, Inc. The Company and ZJSB respectively own 51% and 49% of the interest in the JV Co. Pursuant to the option agreement entered into between a wholly owned subsidiary of the Group and Hefei Yuan Jia Start-up Investment LLP (“Yuan Jia”), which holds 99.31% interest in ZJSB, the Group and Yuan Jia are respectively granted call and put options which entitle the Group to purchase from Yuan Jia, or Yuan Jia to sell to the Group, the 99.31% interest in ZJSB. The call and put options will be exercisable at any time after August 31, 2022 and August 31, 2021 respectively. The exercise price for the call and put options will be determined in accordance with the joint venture agreement, and up to a maximum of RMB2,300 million (approximately US\$351 million). As at March 31, 2021, the written put option liabilities to Yuan Jia has been reclassified to current liabilities as it may fall due for settlement within the next twelve months.

The financial liability that may become payable under the put option and dividend requirement is initially recognized at the present value of redemption amount within other non-current liabilities with a corresponding charge directly to equity, as a put option written on a non-controlling interest.

The put option liability shall be re-measured as a result of the change in the expected performance at each balance sheet date, with any resulting gain or loss recognized in the consolidated income statement. In the event that the put option lapses unexercised, the liability will be derecognized with a corresponding adjustment to equity.

- (c) Government incentives and grants received in advance by certain group companies included in other non-current liabilities are mainly related to research and development projects and construction of property, plant and equipment. These group companies are obliged to fulfill certain conditions under the terms of the government incentives and grants. The government incentive and grants are credited to the consolidated income statement upon fulfillment of those conditions and on a straight line basis over the expected life of the related assets respectively.

28 SHARE CAPITAL

	2021		2020	
	Number of shares	US\$' 000	Number of shares	US\$' 000
Issued and fully paid:				
Voting ordinary shares:				
At the beginning of the year	12,014,791,614	3,185,923	12,014,791,614	3,185,923
Issue of warrant shares	26,914,000	17,990	-	-
At the end of the year	12,041,705,614	3,203,913	12,014,791,614	3,185,923

On November 16, 2020, the Company completed the issuance of 26,914,000 warrant shares at exercise price of HK\$5.1445 each.

Long-term incentive program

A performance-related long-term incentive program was approved on May 26, 2005 for the purpose of rewarding and motivating directors, executives and top-performing employees of the Company and its subsidiaries (the "Participants"). The long-term incentive program is designed to enable the Company to attract and retain the best available personnel, and encourage and motivate Participants to work towards enhancing the value of the Company and its shares by aligning their interests with those of the shareholders of the Company.

The Company also approved a share-based compensation package for non-executive directors.

Under the long-term incentive program, the Company may grant awards, at its discretion, using any of the two types of equity-based compensation: (i) share appreciation rights and (ii) restricted share units, which are described below:

(i) Share Appreciation Rights ("SARs")

An SAR entitles the holder to receive the appreciation in value of the Company's share price above a predetermined level.

(ii) Restricted Share Units ("RSUs")

An RSU equals to the value of one ordinary share of the Company. Once vested, an RSU is converted to an ordinary share.

Under the two types of compensation, the Company reserves the right, at its discretion, to settle the award in cash or ordinary shares of the Company.

Notes to the financial statements

28 SHARE CAPITAL *(continued)*

Long-term incentive program *(continued)*

Movements in the number of units of award granted during the year and their related weighted average fair values are as follows:

	Number of units	
	SARs	RSUs
Outstanding at April 1, 2019	989,503,512	600,379,592
Granted during the year	767,102,217	298,713,376
Vested during the year	(549,532,751)	(325,175,587)
Cancelled during the year	(38,222,743)	(36,788,134)
Outstanding at March 31, 2020	1,168,850,235	537,129,247
Granted during the year	777,991,660	395,749,492
Vested during the year	(766,516,032)	(358,490,323)
Cancelled during the year	(72,718,578)	(35,268,323)
Outstanding at March 31, 2021	1,107,607,285	539,120,093
Average fair value per unit (HK\$)		
- At March 31, 2020	0.74	5.12
- At March 31, 2021	0.71	4.69

The fair values of the SARs awarded under the long-term incentive program were calculated by applying a Black-Scholes pricing model. For the year ended March 31, 2021, the model inputs were the fair value (i.e. market value) of the Company's shares at the grant date, taking into account the expected volatility of 32.82 percent (2020: 28.83 percent), expected dividends during the vesting periods of 4.75 percent (2020: 6.03 percent), contractual life of 4.4 years (2020: 4.4 years), and a risk-free interest rate of 0.39 percent (2020: 1.72 percent).

The remaining vesting periods of the awards under the long-term incentive program as at March 31, 2021 ranged from 0.15 to 2.84 years (2020: 0.15 to 2.89 years).

29 PERPETUAL SECURITIES

In March 2017, the Group issued a total of US\$850 million perpetual securities through its wholly owned subsidiary, Lenovo Perpetual Securities Limited ("the issuer"). The net proceeds amounted to approximately US\$842 million. The securities are perpetual, non-callable in the first 5 years and entitle the holders to receive distributions at a distribution rate of 5.375% per annum in the first 5 years, floating thereafter and with a fixed step up margin, payable semi-annually in arrears, cumulative and compounding. As the perpetual securities do not contain any contractual obligation to pay cash or other financial assets pursuant to the terms and conditions of the issue; in accordance with HKAS 32, they are classified as equity and for accounting purpose regarded as part of non-controlling interests.

In April 2017, the Group issued an additional US\$150 million perpetual securities under the same terms, which are fungible with and form a single series with the aforementioned US\$850 million perpetual securities.

On November 3, 2020, approximately US\$819 million in principal amount of the perpetual securities were purchased and cancelled by the issuer pursuant to a tender offer made by the issuer on October 22, 2020, and the remaining approximately US\$181 million in principal amount of the perpetual securities were redeemed and cancelled on December 10, 2020.

30 BALANCE SHEET AND MOVEMENT OF RESERVES OF THE COMPANY

(a) Balance sheet of the Company

	At March 31	
	2021 US\$'000	2020 US\$'000
Non-current assets		
Property, plant and equipment	1,398	785
Right-of-use assets	561	2,081
Intangible assets	425	609
Interest in an associate	1,887	1,887
Investments in subsidiaries	9,676,753	9,137,538
Financial assets at FVPL	35,633	45,628
Financial assets at FVOCI	15,080	11,851
Other non-current assets	-	22,500
	9,731,737	9,222,879
Current assets		
Derivative financial assets	179	-
Deposits, prepayments and other receivables	292,028	242,929
Amounts due from subsidiaries	6,802,788	6,893,599
Cash and cash equivalents	185,150	12,198
	7,280,145	7,148,726
Total assets	17,011,882	16,371,605


Notes to the financial statements

30 BALANCE SHEET AND MOVEMENT OF RESERVES OF THE COMPANY *(continued)*

(a) Balance sheet of the Company *(continued)*

	At March 31	
	2021 US\$' 000	2020 US\$' 000
Share capital	3,203,913	3,185,923
Reserves (Note 30(b))	1,565,116	1,580,951
Total equity	4,769,029	4,766,874
Non-current liabilities		
Borrowings	3,297,512	1,243,714
Amount due to a subsidiary	-	1,000,000
Deferred income tax liabilities	1,345	1,106
Other non-current liabilities	25,579	26,472
	3,324,436	2,271,292
Current liabilities		
Derivative financial liabilities	202	10,052
Other payables and accruals	91,269	171,843
Borrowings	336,709	3,255,188
Amounts due to subsidiaries	8,490,237	5,896,356
	8,918,417	9,333,439
Total liabilities	12,242,853	11,604,731
Total equity and liabilities	17,011,882	16,371,605

On behalf of the Board



Yang Yuanqing

Chairman and Chief Executive Officer



Zhu Linan

Director

30 BALANCE SHEET AND MOVEMENT OF RESERVES OF THE COMPANY *(continued)*

(b) Movement of reserves of the Company

The changes in the reserves of the Company during the years ended March 31, 2021 and 2020 are as follows:

	Investment revaluation reserve US\$'000	Share- based compensation reserve US\$'000	Exchange reserve US\$'000	Other reserves US\$'000	Retained earnings US\$'000	Total US\$'000
At April 1, 2019	(19,642)	304,516	10,204	79,557	1,014,943	1,389,578
Profit for the year	-	-	-	-	644,256	644,256
Other comprehensive loss	(3,931)	-	-	-	-	(3,931)
Total comprehensive (loss)/ income for the year	(3,931)	-	-	-	644,256	640,325
Vesting of shares under long-term incentive program	-	(275,551)	-	-	-	(275,551)
Share-based compensation	-	258,610	-	-	-	258,610
Dividends paid	-	-	-	-	(432,011)	(432,011)
At March 31, 2020	(23,573)	287,575	10,204	79,557	1,227,188	1,580,951
Profit for the year	-	-	-	-	562,621	562,621
Other comprehensive income	3,280	-	-	-	-	3,280
Total comprehensive income for the year	3,280	-	-	-	562,621	565,901
Vesting of shares under long-term incentive program	-	(472,153)	-	-	-	(472,153)
Share-based compensation	-	291,737	-	-	-	291,737
Settlement of bonus through long- term incentive program	-	34,444	-	-	-	34,444
Redemption of convertible bonds	-	-	-	(57)	56	(1)
Dividends paid	-	-	-	-	(435,763)	(435,763)
At March 31, 2021	(20,293)	141,603	10,204	79,500	1,354,102	1,565,116

Notes to the financial statements

31 SIGNIFICANT RELATED PARTY TRANSACTIONS

(a) The Group had the following significant related party transactions in the normal course of business during the year:

	2021 US\$' 000	2020 US\$' 000
閃聯信息技術工程中心有限公司 (IGRS Engineering Lab Limited) (an associate) (i) - Purchase of goods	7,186	15,152
異能者(南京)電子科技有限公司 (Yinengzhe (Nanjing) Electronic Technology Limited) (an associate) (i) - Sale of goods	2,700	-

Note:

(i) The English name of the company is a direct translation or transliteration of its Chinese registered name.

(b) Key management compensation

Details on key management compensation are set out in Note 10.

32 CAPITAL COMMITMENTS

Apart from disclosed elsewhere in these financial statements, on March 31, 2021 and 2020, the Group had the following other capital commitments:

	2021 US\$' 000	2020 US\$' 000
Contracted but not provided for:		
- Property, plant and equipment	131,073	66,182
- Intangible assets	2,927	2,749
- Investment in financial assets	7,578	14,799
	141,578	83,730

33 CONTINGENT LIABILITIES

The Group, in the ordinary course of its business, is involved in various claims, suits, investigations, and legal proceedings that arise from time to time. Although the Group does not expect that the outcome in any of these legal proceedings, individually or collectively, will have a material adverse effect on its financial position or results of operations, litigation is inherently unpredictable. Therefore, the Group could incur judgments or enter into settlements of claims that could adversely affect its operating results or cash flows in a particular period.

34 RECONCILIATION OF PROFIT BEFORE TAXATION TO NET CASH GENERATED FROM OPERATIONS

	2021 US\$'000	2020 US\$'000
Profit before taxation	1,774,198	1,017,707
Share of losses of associates and joint ventures	32,323	14,545
Finance income	(34,754)	(47,850)
Finance costs	408,640	454,194
Depreciation of property, plant and equipment	301,483	276,453
Depreciation of right-of-use assets	99,795	103,600
Amortization of intangible assets	658,740	589,734
Impairment of intangible assets	52,606	-
Share-based compensation	291,737	258,610
(Gain)/loss on disposal of property, plant and equipment	(110,004)	11,467
Loss on disposal of intangible assets	1,574	1,067
Dilution gain on interest in an associate	(31,374)	-
Gain on deemed disposal of subsidiaries	(2,964)	-
Gain on disposal of subsidiaries	(36,029)	(12,844)
Gain on disposal of interest in an associate	-	(3,922)
Fair value change on bonus warrants	(1,138)	(20,856)
Fair value change on financial instruments	(1,201)	(12,378)
Fair value change on financial assets at FVPL	(201,597)	(66,036)
Fair value change on a financial liability at FVPL	13,721	23,826
Dividend income	(1,897)	(6,411)
Increase in inventories	(1,481,367)	(1,526,131)
(Increase)/decrease in trade receivables, notes receivable, deposits, prepayments and other receivables	(3,646,837)	674,050
Increase in trade payables, notes payable, provisions, other payables and accruals	6,789,649	1,128,570
Effect of foreign exchange rate changes	(289,309)	149,161
Net cash generated from operations	4,585,995	3,006,556

Notes to the financial statements

34 RECONCILIATION OF PROFIT BEFORE TAXATION TO NET CASH GENERATED FROM OPERATIONS *(continued)*

(a) Reconciliation of financing liabilities

This section sets out an analysis of financing liabilities and the movements in financing liabilities for the years presented.

Financing liabilities	2021 US\$' 000	2020 US\$' 000
Short-term loans – current	58,190	2,124,562
Long-term loan – non-current	2,070	3,079
Notes – current	336,709	563,249
Notes – non-current	2,673,688	1,243,714
Convertible bonds – current	–	607,169
Convertible bonds – non-current	623,824	–
Convertible preferred shares – current	303,372	–
Convertible preferred shares – non-current	–	317,826
Lease liabilities – current	133,662	91,976
Lease liabilities – non-current	333,264	346,806
	4,464,779	5,298,381
Short-term loans – variable interest rates	39,672	2,123,571
Short-term loans – fixed interest rates	18,518	991
Long-term loan – fixed interest rates	2,070	3,079
Notes – fixed interest rates	3,010,397	1,806,963
Convertible bonds – fixed interest rates	623,824	607,169
Convertible preferred shares – fair value	303,372	317,826
Lease liabilities – fixed interest rates	466,926	438,782
	4,464,779	5,298,381

34 RECONCILIATION OF PROFIT BEFORE TAXATION TO NET CASH GENERATED FROM OPERATIONS *(continued)*

(a) Reconciliation of financing liabilities *(continued)*

	Short-term loans current	Long-term loan non-current	Notes Current	Notes non-current	Convertible bonds current	Convertible bonds non-current	Convertible preferred shares current	Convertible preferred shares non-current	Lease liabilities current	Lease liabilities non-current	Total
	US\$ '000	US\$ '000	US\$ '000	US\$ '000	US\$ '000	US\$ '000	US\$ '000	US\$ '000	US\$ '000	US\$ '000	US\$ '000
Financing liabilities as at											
April 1, 2019	1,166,907	-	786,136	1,836,264	-	590,506	-	-	-	-	4,379,813
Change in accounting policy	-	-	-	-	-	-	-	-	77,903	331,441	409,344
Proceeds from borrowings	4,089,791	3,079	-	-	-	-	-	-	-	-	4,092,870
Repayments of borrowings	(3,135,800)	-	-	-	-	-	-	-	-	-	(3,135,800)
Repayments of notes	-	-	(786,244)	-	-	-	-	-	-	-	(786,244)
Transfer	-	-	581,389	(581,388)	602,983	(602,983)	-	-	91,422	(91,422)	-
Issue of convertible preferred shares	-	-	-	-	-	-	-	300,000	-	-	300,000
Principal elements of lease payments	-	-	-	-	-	-	-	-	(130,993)	-	(130,993)
Dividends paid	-	-	-	-	-	-	-	(6,000)	-	-	(6,000)
Foreign exchange adjustments	-	-	(18,770)	(13,548)	-	-	-	-	(370)	(863)	(33,551)
Other non-cash movements	3,664	-	738	2,387	4,186	12,477	-	23,826	54,014	107,650	208,942
Financing liabilities as at											
March 31, 2020	2,124,562	3,079	563,249	1,243,714	607,169	-	-	317,826	91,976	346,806	5,298,381
Proceeds from borrowings	4,925,628	-	-	-	-	-	-	-	-	-	4,925,628
Repayments of borrowings	(7,005,300)	-	-	-	-	-	-	-	-	-	(7,005,300)
Repayment of notes	-	-	(565,643)	(225,912)	-	-	-	-	-	-	(791,555)
Repurchase of convertible preferred shares	-	-	-	-	-	-	-	(16,575)	-	-	(16,575)
Redemption of convertible bonds	-	-	-	-	-	(500)	-	-	-	-	(500)
Transfer	1,009	(1,009)	336,709	(336,709)	(619,537)	619,537	303,372	(303,372)	107,474	(107,474)	-
Issue of notes	-	-	-	2,003,500	-	-	-	-	-	-	2,003,500
Issuing costs of notes	-	-	-	(14,383)	-	-	-	-	-	-	(14,383)
Principal elements of lease payments	-	-	-	-	-	-	-	-	(165,150)	-	(165,150)
Acquisition of a subsidiary	1,770	-	-	-	-	-	-	-	-	-	1,770
Dividends paid	-	-	-	-	-	-	-	(11,600)	-	-	(11,600)
Foreign exchange adjustments	292	-	2,058	-	-	-	-	-	13,907	5,474	21,731
Other non-cash movements	10,229	-	336	3,478	12,368	4,787	-	13,721	85,455	88,458	218,832
Financing liabilities as at											
March 31, 2021	58,190	2,070	336,709	2,673,688	-	623,824	303,372	-	133,662	333,264	4,464,779

Notes to the financial statements

35 RETIREMENT BENEFIT OBLIGATIONS

	2021 US\$' 000	2020 US\$' 000
Pension obligation included in non-current liabilities		
Pension benefits	401,699	430,272
Post-employment medical benefits	30,206	28,114
	431,905	458,386
Expensed in consolidated income statement		
Pension benefits (Note 9)	26,157	21,610
Post-employment medical benefits	894	1,389
	27,051	22,999
Remeasurements for:		
Defined pension benefits	(37,211)	45,937
Post-employment medical benefits	1,476	338
	(35,735)	46,275

The Group's largest pension liabilities are now in Germany. The Group operates a sectionalized plan that has both defined contribution and defined benefit features in Germany, including benefits based on a final pay formula. This plan is closed to new entrants. The defined benefit plan for Motorola Mobility in Germany contains no employees, only a large number of retirees and former employees with benefits which have vested, but where payment will be deferred until they retire.

The Group continues to maintain significant pension liabilities in Japan, where a cash balance benefit is provided for substantially all employees.

In the US, the defined benefit plan is closed to new entrants, and now covers only less than 1.0% of employees. There is also a supplemental defined benefit plan that covers certain executives.

The Group also operates final salary defined benefit plans in a number of countries as a result of past acquisitions.

The Group's major plans are valued by qualified actuaries annually using the projected unit credit method.

Actuarial gains and losses arising from experience adjustments and changes in actuarial assumptions are charged or credited to other comprehensive income in the period in which they arise.

35 RETIREMENT BENEFIT OBLIGATIONS *(continued)*

(a) Pension benefits

The amounts recognized in the consolidated balance sheet are determined as follows:

	2021 US\$'000	2020 US\$'000
Present value of funded obligations	641,174	629,242
Fair value of plan assets	(444,172)	(396,192)
Deficit of funded plans	197,002	233,050
Present value of unfunded obligations	204,697	197,222
Liability in the consolidated balance sheet	401,699	430,272
Representing:		
Pension benefits obligation	401,699	430,272

The principal actuarial assumptions used are as follows:

	2021	2020
Discount rate	0.3%-2.5%	0.5%-2.0%
Future salary increases	0%-3.0%	0%-4.5%
Future pension increases	0%-2.0%	0%-2.5%
Life expectancy for male aged 60	25	25
Life expectancy for female aged 60	26	28

The sensitivity of the defined benefit obligation to changes in the weighted principal assumptions is:

2021	Impact on defined benefit obligation		
	Change in assumption	Increase in assumption	Decrease in assumption
Discount rate	0.5%	Decrease by 7.3%	Increase by 8.3%
Salary growth rate	0.5%	Increase by 0.5%	Decrease by 1.1%
Pension growth rate	0.5%	Increase by 6.9%	Decrease by 6.5%
Life expectancy	1 year	Increase by 1.9%	Decrease by 2.0%

Notes to the financial statements

35 RETIREMENT BENEFIT OBLIGATIONS *(continued)*

(a) Pension benefits *(continued)*

2020	Impact on defined benefit obligation		
	Change in assumption	Increase in assumption	Decrease in assumption
Discount rate	0.5%	Decrease by 7.7%	Increase by 8.7%
Salary growth rate	0.5%	Increase by 1.0%	Decrease by 0.9%
Pension growth rate	0.5%	Increase by 8.0%	Decrease by 7.2%
Life expectancy	1 year	Increase by 2.0%	Decrease by 2.0%

The above sensitivity analyses are based on a change in an assumption while holding all other assumptions constant. In practice, this is unlikely to occur, and changes in some of the assumptions may be correlated. When calculating the sensitivity of the defined benefit obligation to significant actuarial assumptions the same method (present value of the defined benefit obligation calculated with the projected unit credit method at the end of the reporting period) has been applied as when calculating the pension liability recognized within the consolidated balance sheet.

The methods and types of assumptions used in preparing the sensitivity analysis did not change compared to the previous year.

(b) Post-employment medical benefits

The Group operates a number of post-employment medical benefit schemes, principally in the US. The method of accounting, assumptions and the frequency of valuations are similar to those used for defined benefit pension schemes.

The US plan (Lenovo Future Health Account Plan) is currently an unfunded plan, and benefits to eligible retirees and dependents will be made through general assets.

As post-employment medical benefits plan made no agreements on future benefit level changes, the changes in future medical cost trend rates have no effect on the liabilities for post-employment medical benefits.

The amounts recognized in the consolidated balance sheet are determined as follows:

	2021 US\$' 000	2020 US\$' 000
Present value of funded obligations	-	27,414
Fair value of plan assets	-	(468)
Deficit of funded plans	-	26,946
Present value of unfunded obligations	30,206	1,168
Liability in the consolidated balance sheet	30,206	28,114

35 RETIREMENT BENEFIT OBLIGATIONS *(continued)*

(c) Additional information on post-employment benefits (pension and medical)

Plan assets of the Group comprise:

	2021			2020		
	Quoted US\$' 000	Unquoted US\$' 000	Total US\$' 000	Quoted US\$' 000	Unquoted US\$' 000	Total US\$' 000
Pension plan						
Equity instruments						
Information technology	2,610	-	2,610	2,472	-	2,472
Energy	270	-	270	199	-	199
Manufacturing	2,675	-	2,675	2,503	-	2,503
Others	10,240	-	10,240	8,099	-	8,099
	15,795	-	15,795	13,273	-	13,273
Debt instruments						
Government	108,187	-	108,187	65,074	-	65,074
Corporate bonds (investment grade)	79,419	-	79,419	59,022	-	59,022
Corporate bonds (Non-investment grade)	55,083	-	55,083	38,205	-	38,205
	242,689	-	242,689	162,301	-	162,301
Others						
Property	-	16,595	16,595	-	11,667	11,667
Qualifying insurance policies	-	76,232	76,232	-	59,801	59,801
Cash and cash equivalents	12,092	-	12,092	20,777	-	20,777
Investment funds	-	32,813	32,813	-	19,170	19,170
Structured bonds	-	42,356	42,356	-	104,833	104,833
Others	-	5,600	5,600	-	4,370	4,370
	12,092	173,596	185,688	20,777	199,841	220,618
	270,576	173,596	444,172	196,351	199,841	396,192
Medical plan						
Cash and cash equivalents	-	-	-	468	-	468

The long term strategic asset allocations of the plans are set and reviewed from time to time by the plans' trustees taking into account the membership, liability profile and the liquidity requirements of the plans.

The weighted average duration of the defined benefit obligation is 16.0 years.

Notes to the financial statements

35 RETIREMENT BENEFIT OBLIGATIONS (continued)

(c) Additional information on post-employment benefits (pension and medical) (continued)

Expected maturity analysis of undiscounted pension and post-employments medical benefits:

At March 31, 2021	Less than a year US\$' 000	Between 1-2 years US\$' 000	Between 2-5 years US\$' 000	Over 5 years US\$' 000	Total US\$' 000
Pension benefits	27,731	32,706	92,479	819,398	972,314
Post-employment medical benefits	1,303	1,446	5,158	34,527	42,434
Total	29,034	34,152	97,637	853,925	1,014,748

Pension and medical plan assets do not include any of the Company's ordinary shares or US real estate occupied by the Group (2020: nil).

Reconciliation of fair value of plan assets of the Group:

	Pension		Medical	
	2021 US\$' 000	2020 US\$' 000	2021 US\$' 000	2020 US\$' 000
Opening fair value	396,192	346,348	468	1,453
Exchange adjustment	29,379	9,148	1	(1)
Interest income	3,050	4,568	20	46
<i>Remeasurements:</i>				
Experience gain/(loss)	6,314	11,487	(118)	(11)
Contributions by the employer	26,326	38,385	447	34
Contributions by plan participants	1,698	1,130	-	-
Benefits paid	(18,787)	(14,874)	(818)	(1,053)
Closing fair value	444,172	396,192	-	468
Actual return on plan assets	9,364	16,055	(98)	35

Contributions of US\$22,660,000 are estimated to be made for the year ending March 31, 2022.

35 RETIREMENT BENEFIT OBLIGATIONS *(continued)*

(c) Additional information on post-employment benefits (pension and medical) *(continued)*

Reconciliation of movements in present value of defined benefit obligation of the Group:

	Pension		Medical	
	2021 US\$'000	2020 US\$'000	2021 US\$'000	2020 US\$'000
Opening defined benefit obligation	826,464	754,071	28,582	27,976
Exchange adjustment	42,417	5,527	170	(103)
Current service cost	22,733	17,555	453	530
Past service cost	(925)	-	-	-
Interest cost	6,223	9,085	461	905
<i>Remeasurements:</i>				
Loss/(gain) from changes in demographic assumptions	188	3,377	(22)	25
(Gain)/loss from changes in financial assumptions	(31,747)	53,641	1,424	307
Experience loss/(gain)	662	406	(44)	(5)
Contributions by plan participants	896	359	-	-
Benefits paid	(22,216)	(17,095)	(818)	(1,053)
Curtailment loss/(gain)	1,176	(462)	-	-
Closing defined benefit obligation	845,871	826,464	30,206	28,582

During the year, benefits of US\$3,429,000 were settled directly by the Group (2020: US\$2,221,000).

Summary of pensions and post-retirement medical benefits of the Group:

	2021 US\$'000	2020 US\$'000	2019 US\$'000	2018 US\$'000	2017 US\$'000
Present value of defined benefit obligation	876,077	855,046	782,047	750,470	674,647
Fair value of plan assets	444,172	396,660	347,801	336,988	304,440
Deficit	431,905	458,386	434,246	413,482	370,207
Actuarial (gains)/losses arising on plan assets	(6,196)	(11,476)	(3,639)	(5,962)	6,620
Actuarial (gains)/losses arising on plan liabilities	(29,539)	57,751	29,280	25,759	(49,398)
	(35,735)	46,275	25,641	19,797	(42,778)

Notes to the financial statements

35 RETIREMENT BENEFIT OBLIGATIONS (continued)

(c) Additional information on post-employment benefits (pension and medical) (continued)

The amounts recognized in the consolidated income statement are as follows:

	Pension		Medical	
	2021 US\$'000	2020 US\$'000	2021 US\$'000	2020 US\$'000
Current service cost	22,733	17,555	453	530
Past service cost	(925)	-	-	-
Interest cost	6,223	9,085	461	905
Interest income	(3,050)	(4,568)	(20)	(46)
Curtailment loss/(gain)	1,176	(462)	-	-
Total expense recognized in the consolidated income statement	26,157	21,610	894	1,389

36 PRINCIPAL SUBSIDIARIES

The following includes the principal subsidiaries directly or indirectly held by the Company and, in the opinion of the directors, are significant to the results of the year or form a substantial portion of the net assets of the Group. The directors consider that giving details of other subsidiaries would result in particulars of excessive length.

Company name	Place of incorporation/ establishment	Issued and fully paid up capital	Percentage of issued share capital held		Principal activities
			2021	2020	
<i>Held directly:</i>					
聯想(北京)有限公司 (Lenovo (Beijing) Limited) ¹ (wholly foreign-owned enterprise)	Chinese Mainland	HK\$175,481,300	100%	100%	Manufacturing and distribution of IT products and provision of IT services
聯想(上海)有限公司 (Lenovo (Shanghai) Co., Ltd.) ¹ (wholly foreign-owned enterprise)	Chinese Mainland	HK\$10,000,000	100%	100%	Distribution of IT products and provision of IT services

36 PRINCIPAL SUBSIDIARIES (continued)

Company name	Place of incorporation/ establishment	Issued and fully paid up capital	Percentage of issued share capital held		Principal activities
			2021	2020	
Held indirectly:					
Fujitsu Client Computing Limited	Japan	JPY400,000,000	51%	51%	Manufacturing and distribution of IT products
聯寶(合肥)電子科技有限公司 (LCFC (Hefei) Electronics Technology Co., Ltd.) ¹ (wholly foreign-owned enterprise)	Chinese Mainland	US\$265,000,000	51%	51%	Manufacturing and distribution of IT products
Lenovo (Asia Pacific) Limited	Hong Kong S.A.R. of China	HK\$3,045,209,504.92	100%	100%	Investment holding and distribution of IT products
北京聯想軟件有限公司 (Beijing Lenovo Software Limited) ¹ (wholly foreign-owned enterprise)	Chinese Mainland	HK\$5,000,000	100%	100%	Provision of IT services and distribution of IT products
Lenovo (Australia & New Zealand) Pty Limited	Australia	AUD45,860,993.40	100%	100%	Distribution of IT products
Lenovo (Belgium) BV	Belgium	EUR639,099.20	100%	100%	Investment holding and distribution of IT products
聯想(北京)信息技術有限公司 (Lenovo (Beijing) Information Technology Limited) ¹ (wholly foreign-owned enterprise)	Chinese Mainland	US\$272,300,000.00	100% (iv)	100% (iv)	Investment holding and distribution of IT products
聯想(北京)電子科技有限公司 (Lenovo (Beijing) Electronic Technology Limited) ¹	Chinese Mainland	RMB150,000,000	100%	100%	Provision of IT services and distribution of IT products
Lenovo (Canada) Inc.	Canada	CAD100	100%	100%	Distribution of IT products
Lenovo Computer Limited	Hong Kong S.A.R. of China	HK\$2	100%	100%	Procurement agency and distribution of IT products
Lenovo (Danmark) ApS	Denmark	DKK126,000	100%	100%	Distribution of IT products

Notes to the financial statements

36 PRINCIPAL SUBSIDIARIES (continued)

Company name	Place of incorporation/ establishment	Issued and fully paid up capital	Percentage of issued share capital held		Principal activities
			2021	2020	
Lenovo (Deutschland) GmbH	Germany	EUR25,100	100%	100%	Distribution of IT products
Lenovo Enterprise Solutions (Singapore) Pte. Ltd.	Singapore	SGD55,958,592	100%	100%	Manufacturing and wholesaling of computers, computer hardware and peripheral equipment
Lenovo Enterprise Solutions LLC	Japan	JPY50,000,000	100%	100%	Distribution of IT products
Lenovo Enterprise Technology Company Limited	Hong Kong S.A.R. of China	US\$1,200,000,010 ordinary shares and US\$299,999,486 convertible preferred shares	100% (iv)	100% (iv)	Investment holding and distribution of IT products
Lenovo (France) SAS	France	EUR1,837,000	100%	100%	Distribution of IT products
Lenovo HK Services Limited	Hong Kong S.A.R. of China	HK\$2	100%	100%	Provision of business planning, management, global supply chain, finance, and administration support services
Lenovo Global Technology (Asia Pacific) Limited	Hong Kong S.A.R. of China	US\$128,924.89	100%	100%	Investment holding and distribution of IT products
Lenovo Global Technology HK Limited	Hong Kong S.A.R. of China	US\$10,000,001	100%	100%	Procurement agency and distribution of IT products
Lenovo Global Technology (Hong Kong) Distribution Limited	Hong Kong S.A.R. of China	US\$1	100%	100%	Distribution of IT products

36 PRINCIPAL SUBSIDIARIES (continued)

Company name	Place of incorporation/ establishment	Issued and fully paid up capital	Percentage of issued share capital held		Principal activities
			2021	2020	
Lenovo Global Technologies International Limited	Hong Kong S.A.R. of China	US\$137,872,637	100%	100%	Investment holding and intellectual properties
Lenovo Global Technology (United States) Inc.	United States	US\$10	100%	100%	Provision of IT services and distribution of IT products
Lenovo (Hong Kong) Limited	Hong Kong S.A.R. of China	HK\$74,256,023	100%	100%	Distribution of IT products
惠陽聯想電子工業有限公司 (Lenovo (Huiyang) Electronic Industrial Co., Ltd.) ¹ (wholly foreign-owned enterprise)	Chinese Mainland	HK\$31,955,500	100%	100%	Manufacturing and distribution of IT products
Lenovo (India) Private Limited	India	INR8,607,471,514	100%	100%	Manufacturing and distribution of IT products
聯想信息產品(深圳)有限公司 (Lenovo Information Products (Shenzhen) Co. Ltd.) ¹ (limited liability company (wholly-owned entity))	Chinese Mainland	RMB643,966,800	100%	100%	Manufacturing and distribution of IT products
Lenovo (Israel) Ltd.	Israel	ILS132,853.12	100%	100%	Distribution of IT products
Lenovo (Italy) S.r.l	Italy	EUR100,000	100%	100%	Distribution of IT products
Lenovo Japan LLC	Japan	JPY100,000,000	95.10% (v)	95.10% (v)	Distribution of IT products
Lenovo Korea LLC	Korea	KRW3,580,940,000	100%	100%	Wholesale and retail trade of computer, peripheral equipment and software
Lenovo Mexico, S. de R.L. de C.V.	Mexico	MXN3,426,638,114	100%	100%	Distribution of IT products

Notes to the financial statements

36 PRINCIPAL SUBSIDIARIES (continued)

Company name	Place of incorporation/ establishment	Issued and fully paid up capital	Percentage of issued share capital held		Principal activities
			2021	2020	
摩托羅拉移動通信技術有限公司 (Motorola Mobile Communication Technology Ltd.) ¹ 前稱“聯想移動通信科技有限公司” (formerly known as “Lenovo Mobile Communication Technology Ltd.”) ¹ (foreign-investment enterprise wholly-owned entity)	Chinese Mainland	RMB187,500,000	100%	100%	Manufacturing and distribution of IT products and provision of IT services
摩托羅拉(武漢)移動技術通信有限公司 (Motorola (Wuhan) Mobility Technologies Communication Company Limited) ¹ 前稱“聯想移動通信(武漢)有限公司” (formerly known as “Lenovo Mobile Communication (Wuhan) Limited”) ¹ (foreign-investment enterprise wholly-owned entity)	Chinese Mainland	RMB60,000,000	100%	100%	Manufacturing of mobile products
聯想凌拓科技有限公司 (Lenovo NetApp Technology Limited) ¹ (Chinese-foreign equity joint venture)	Chinese Mainland	US\$10,000,000	51% (iv)	51% (iv)	Delivering IT products and data management solution
Lenovo PC HK Limited	Hong Kong S.A.R. of China	HK\$2,377,934,829.50 ordinary shares and HK\$1,000,000 non-voting deferred shares	100%	100%	Procurement agency and distribution of IT products
Lenovo PC International Limited	Hong Kong S.A.R. of China	HK\$4,758,857,785	100%	100%	Intellectual properties
Lenovo (Schweiz) GmbH	Switzerland	CHF2,000,000	100%	100%	Manufacturing and distribution of IT products
Lenovo (Singapore) Pte. Ltd.	Singapore	SGD4,920,639,596.44	100%	100%	Manufacturing and wholesaling of computers, computer hardware and peripheral equipment

36 PRINCIPAL SUBSIDIARIES *(continued)*

Company name	Place of incorporation/ establishment	Issued and fully paid up capital	Percentage of issued share capital held		Principal activities
			2021	2020	
Lenovo (South Africa) (Pty) Limited	South Africa	ZAR177,500	100%	100%	Distribution and marketing of IT products
Lenovo (Spain), S.L.	Spain	EUR37,475,456.40	100%	100%	Distribution of IT products
Lenovo (Sweden) AB	Sweden	SEK200,200	100%	100%	Distribution of IT products
聯想系統集成(深圳)有限公司 (Lenovo Systems Technology Company Limited) ¹ (limited liability company (wholly-owned entity))	Chinese Mainland	RMB263,407,660	100%	100%	Manufacturing and distribution of IT products
Lenovo Technology (United Kingdom) Limited	United Kingdom	GBP8,629,510	100%	100%	Distribution of IT products
Lenovo Technology B.V.	Netherlands	EUR20,000	100%	100%	Distribution of IT products
Lenovo Technology Sdn. Bhd.	Malaysia	MYR1,000,000	100%	100%	Retail sale of computers, computer equipment and supplies
Lenovo Tecnologia (Brasil) Ltda	Brazil	BRL4,424,321,818	100%	100%	Manufacturing and distribution of IT products
Lenovo (Thailand) Limited	Thailand	THB252,000,000	100%	100%	Distribution of IT products as well as mobile phone, smartphone and tablet, server and storage
Lenovo (United States) Inc.	United States	US\$1	100%	100%	Distribution of IT products
Lenovo (Venezuela), SA	Venezuela	VEB717,184,632	100%	100%	Distribution of IT products

Notes to the financial statements

36 PRINCIPAL SUBSIDIARIES (continued)

Company name	Place of incorporation/ establishment	Issued and fully paid up capital	Percentage of issued share capital held		Principal activities
			2021	2020	
聯想(西安)有限公司 (Lenovo (Xian) Limited) ¹ (Chinese-foreign equity joint venture)	Chinese Mainland	RMB10,000,000	100%	100%	Provision of IT services and distribution of IT products
LLC "Lenovo (East Europe/Asia)"	Russia	RUB1,910,000	100%	100%	Distribution and marketing of IT products
Medion AG	Germany	EUR48,418,400	80.08% (iii)	79.84% (iii)	Retail and service business for consumer electronic products and complementary digital services
Motorola Mobility Comércio de Produtos Eletronicos Ltda.	Brazil	BRL756,663,401	100%	100%	Distribution of communication products, developer, owner, licensor and seller of communications hardware and software
Motorola Mobility International Sales LLC	United States	-	100%	100%	Holding company
Motorola Mobility LLC	United States	-	100%	100%	Developer, owner, licensor and seller of communications hardware and software
NEC Personal Computers, Ltd.	Japan	JPY500,000,000	95.10% (v)	95.10% (v)	Manufacturing and distribution of IT products
深圳聯想海外控股有限公司 (Shenzhen Lenovo Overseas Holdings Limited) ¹ (wholly-foreign owned enterprise)	Chinese Mainland	US\$776,822,799.24	100%	100%	Investment management

36 PRINCIPAL SUBSIDIARIES (continued)

Company name	Place of incorporation/ establishment	Issued and fully paid up capital	Percentage of issued share capital held		Principal activities
			2021	2020	
Shimane Fujitsu Limited	Japan	JPY450,000,000	51%	51%	Manufacturing and distribution of IT products
Stoneware, Inc.	United States	US\$1	100%	100%	Development and distribution of IT products
陽光雨露信息技術服務(北京)有限公司 (Sunny Information Technology Service, Inc.) ¹ (Chinese-foreign equity joint venture)	Chinese Mainland	RMB50,000,000	100%	100%	Maintenance of electronic equipment (including repair services for computer hardware and software systems), and provision of IT outsourcing and systems integration services

Notes:

- (i) All the above subsidiaries operate principally in their respective places of incorporation or establishment.
- (ii) All the Chinese Mainland subsidiaries are limited liability companies. They have adopted December 31 as their financial year end date for statutory reporting purposes. For the preparation of the consolidated financial statements, financial statements of these Chinese Mainland subsidiaries for the years ended March 31, 2020 and 2021 have been used.
- (iii) Medion AG is a publicly traded German stock corporation listed on the Frankfurt am Main stock exchange. The percentage of issued capital held is equivalent to approximately 86.77% (2020: 86.52%) excluding treasury shares.
- (iv) At March 31, 2021, the Group held 100% in the ordinary shares of LETCL, the immediate holding company of Lenovo (Beijing) Information Technology Limited and intermediate holding company of Lenovo NetApp Technology Limited. 1,917,805 convertible preferred shares issued by LETCL remain outstanding and held by independent third parties, please refer to Note 26(d) for details.
- (v) At March 31, 2020 and 2021, the Group held 95.10% in the ordinary shares of Lenovo NEC Holdings B.V., the immediate holding company of Lenovo Japan LLC and NEC Personal Computers, Ltd., while the remaining 4.90% ordinary shares and 42,700 deferred shares of Lenovo NEC Holdings B.V. were held by NEC Corporation.
- (vi) The company whose English name ends with a "1" is a direct transliteration of its Chinese registered name.

Notes to the financial statements

36 PRINCIPAL SUBSIDIARIES *(continued)*

Material non-controlling interests

Set out below is the summarized financial information of FCCL. The amounts disclosed are before inter-company eliminations.

	2021 US\$' 000	2020 US\$' 000
Revenue	2,939,273	3,350,163
Profit for the year	152,433	186,148
Other comprehensive (loss)/income	(7,454)	3,019
Total comprehensive income	144,979	189,167
Net assets		
Non-current assets	168,974	160,151
Current assets	1,197,049	1,112,946
Current liabilities	(748,828)	(795,108)
Non-current liabilities	(59,051)	(61,580)
	558,144	416,409
Cash flows		
Net cash generated from operating activities	113,417	118,644
Net cash used in investing activities	(25,453)	(50,953)
Net cash used in financing activities	(6,861)	(3,881)
Effect of foreign exchange rate changes	(6,184)	2,020
Cash and cash equivalents at the beginning of the year	163,376	97,546
Cash and cash equivalents at the end of the year	238,295	163,376

37 APPROVAL OF FINANCIAL STATEMENTS

The financial statements were approved by the board of directors on May 27, 2021.

THE ISSUER

Lenovo Group Limited
23rd Floor, Lincoln House, Taikoo Place
979 King's Road, Quarry Bay
Hong Kong

TRUSTEE

Citicorp International Limited
20th Floor Citi Tower
One Bay East, 83 Hoi Bun Road
Kwun Tong, Kowloon
Hong Kong

PAYING AGENT, TRANSFER AGENT AND REGISTRAR

Citibank, N.A., London Branch
c/o Citibank, N.A., Dublin Branch
1 North Wall Quay
Dublin 1, Ireland

LEGAL ADVISORS

*To the Issuer as to
Hong Kong and United States law*

*To the Initial Purchasers as to
United States law and to the
Trustee as to United States law*

**Cleary Gottlieb Steen &
Hamilton (Hong Kong)**
37th Floor, Hysan Place
500 Hennessy Road
Hong Kong

Clifford Chance
27th Floor
Jardine House
One Connaught Place
Central
Hong Kong

INDEPENDENT AUDITOR OF THE ISSUER

PricewaterhouseCoopers
*Certified Public Accountants and
Registered Public Interest Entity Auditor*
22nd Floor, Prince's Building
Central
Hong Kong